

REV	DATE	DESCRIPTION	ECO	BY	C.H.K.
Y	2021-03-01 10:05:00 EST	UPDATE AS PER MARKUP	220722022396	YR	RA

CONNECTOR SIZE	TOLERANCES						
	B	C	E	K DIA.	L	N	O.D.
-10C	±.03	±.04	±.02	±.02	±.06	±.03	±.01
8C - 25	±.06	±.04	±.02	±.02	±.09	±.03	±.01
26 - 34	±.08	±.04	±.02	±.02	±.12	±.03	±.01
35 AND UP	±.09	±.06	±.02	±.02	±.15	±.06	±.01

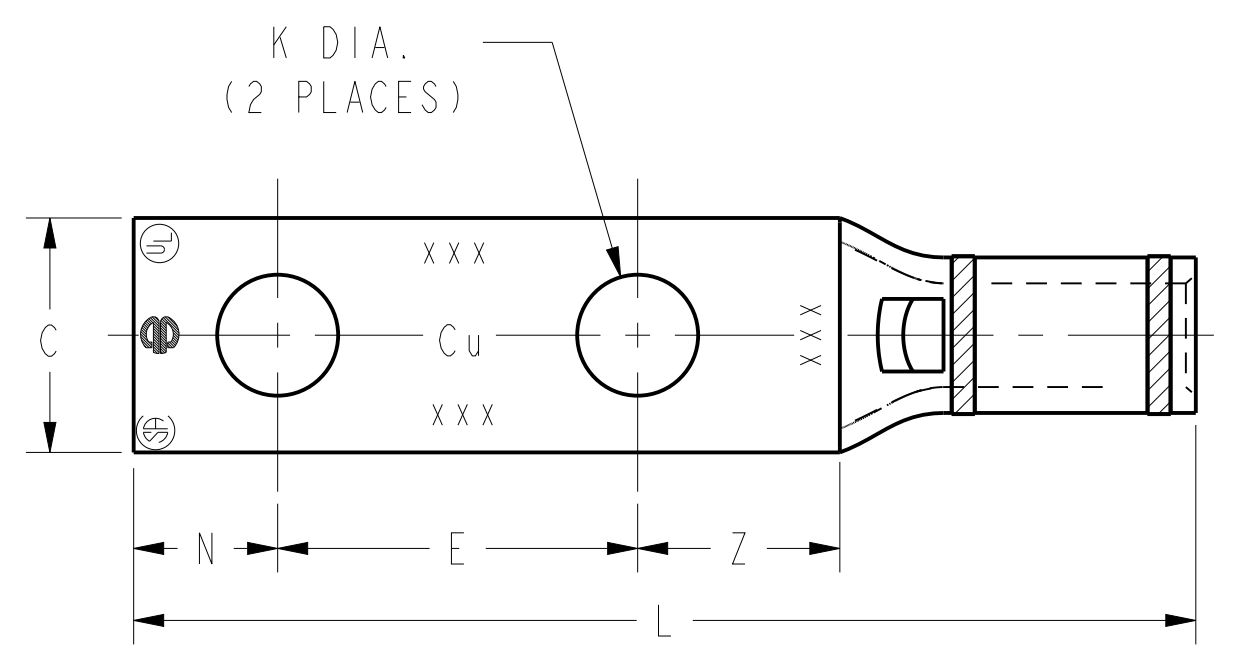


FIG. 1

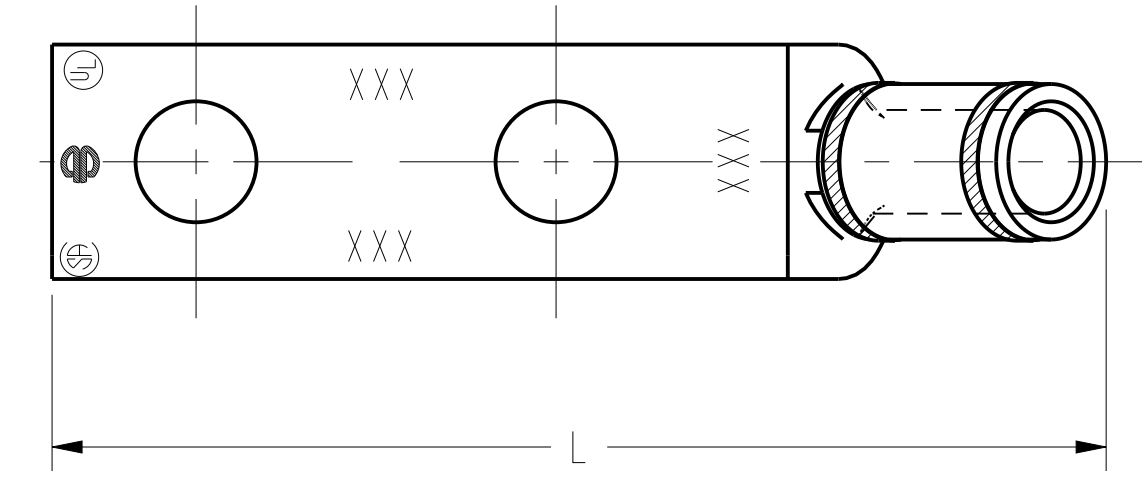


FIG. 2

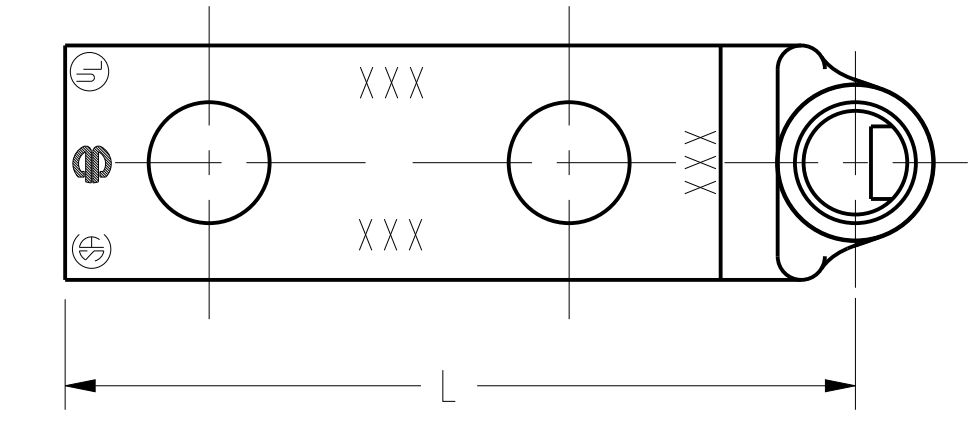


FIG. 3

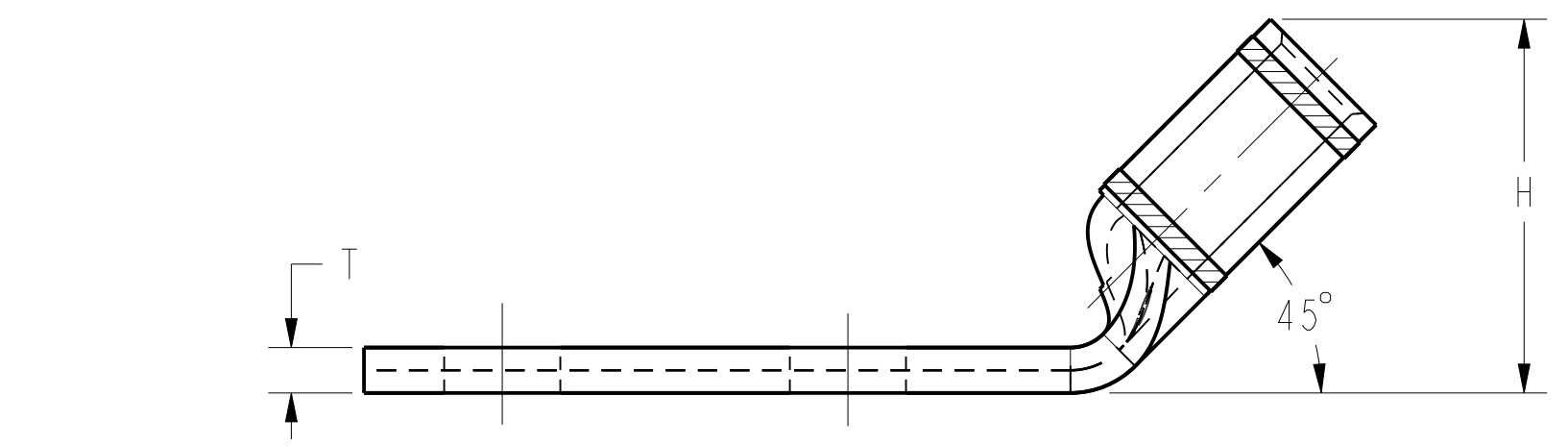



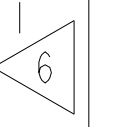
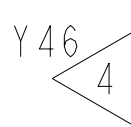
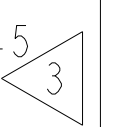
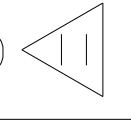
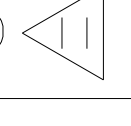
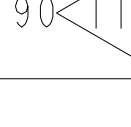


FIG. 4

- NOTES:
- MATERIAL : COPPER TUBING.
 - FINISH: TIN PLATED. THE FOLLOWING SUFFIXES DENOTE OPTIONAL PLATING TYPES. BR=BARE; LD=LEAD; NK=NICKEL; SV=SILVER. (EXAMPLE: YAV4CL2TC14FXNK).
 - CATALOG # PT6515 ADAPTOR IS REQUIRED TO USE "U" DIES IN Y45 SERIES TOOLS.
 - CATALOG # PUADP-1 ADAPTOR IS REQUIRED TO USE "U" DIES IN Y46 SERIES TOOLS.
 - NAVY CABLE SIZE MAY BE OMITTED ON SOME SIZES BECAUSE OF SPACE LIMITATIONS.
 - PERMANENT DIE IN TOOLING.
 - DIMENSIONS IN [] BRACKETS ARE IN MILLIMETERS, ROUNDED OFF TO THE NEAREST MILLIMETER UNLESS OTHERWISE NOTED. METRIC DIMENSIONS ARE FOR REFERENCE ONLY.
 - IF HIGHEST REVISION OF THIS SALES PRINT IS AFFECTED. UPDATE PRINT WSA208758 TO INCLUDE THE NEW REVISION.
 - ALL OF THE CATALOG NUMBERS FOR THESE HYLUGS CAN BE ORDERED WITH OR WITHOUT SKIVE.
EXAMPLE: YAV28L-TC14-FX (SKIVE)
YAG28L-TC14-FX (NO SKIVE)
 - THE YA30L-FX SIZES SHOWN ON SE208119 SHEET 11 ARE NOT UL/CSA LISTED USING ANY CLASS OF 4/0 FLEX COPPER CONDUCTOR.
 - THESE CATALOG NUMBERS CANNOT BE INSTALLED WITH U8CRT DIE.
 - THESE CATALOG NUMBERS CANNOT BE INSTALLED WITH Y45 OR Y46 TOOLING.
 - FOR NICKEL PLATED TERMINALS ADD "NK" SUFFIX TO THE END OF THE CATALOG NUMBER.

TO ORDER BURNDY@PRODUCTS CALL		HYLUG™	
UNITED STATES: 1-800-346-4175 (LONDONDERRY, NH)		ITEM NO: N/A	CAT. NO: YAV-L-2TC-FX, YA-L-2TC-FX
CANADA: 1-800-361-6975 (QUEBEC) 1-800-387-6487 (ALL OTHER PROVINCES)		DRAWN BY: D.FILLION 12/04/92	CHECKER: K.HENRY 12/10/92
FOR PRODUCT INFO: http://www.burndy.com		DSN APPVL: C.PALAGI 12/14/92	MFG APPVL: N/A --
		QA APPVL: A.LLOYD 12/14/92	MKT APPVL: T.NELSON 12/14/92
		PROD FAM: --	DRAWING NO: SE208119
		PROJECT #: --	SIZE: D
		DOCUMENT TYPE: Sales	REVISION: Y
		REL LEVEL: Released	SHEET 1 OF 19

REV: CREO 08/10/21


REV	DATE	DESCRIPTION	ECO	BY	C.H.K.
Y	2021-03-01 10:05:00 EST	UPDATE AS PER MARKUP	220722022396	YR	RA

CATALOG NO.	FIG. NO.	CONDUCTOR			BOLT SIZE	DIMENSIONS									BURNDY INSTALLATION TOOLING (# CRIMPS)																															
		FLEX	CODE (AWG)	NAVY 		B	C	E	H	K	L	N	O.D.	T REF.	Z MIN.	DIE INDEX	COLOR CODE	MECHANICAL RATCHET			HYDRAULIC		DIELESS (# CRIMPS)	WIRE STRIP LENGTH																						
																		MD7-34R	OUR840	Y8MRB-1 Y2MR 	Y750 Y35 Y39	Y46 			Y45 																					
YA8CL2TC10	1	8 SOL	#8 AWG	23	#10	.44 [11]			-		1.84 [47]				.27 [7]			49	RED	W8CRT (1)	X8CRT (1)	(1 CRIMP)	U8CRT (1)	U8CRT (1)	U8CRT (1)		1/2"																			
YA8CL2TC1045	2	8 SOL CLASS G,H,I, K,M DLO 37/24	↑	↑			.41 [10]	.63 [16]	.68 [17]	.21 [5]	1.83 [46]	.25 [6]				↑	↑	↑	↑	↑	↑	↑	↑	↑	↑	↑	↑																			
YA8CL2TC1090 	3							.80 [20]		1.37 [35]																																				
YA8CL2TC14	1												1.95 [50]																																	
YA8CL2TC1445	2	↑	↑	↑	1/4	.44 [11]	.63 [16]	.67 [17]	.27 [7]	1.94 [49]	.31 [8]				↑	↑	↑	↑	↑	↑	↑	↑	↑	↑	↑	↑	↑																			
YA8CL2TC1490 	3							.79 [20]		1.49 [38]																																				
YA8CL2TC14E1	1													2.33 [59]																																
YA8CL2TC14E145	2	↑	↑	↑	1/4	.44 [11]	1.00 [25]	.67 [17]	.27 [7]	2.32 [59]	.31 [8]				↑	↑	↑	↑	↑	↑	↑	↑	↑	↑	↑	↑	↑	↑																		
YA8CL2TC14E190 	3							.79 [20]		1.87 [47]																																				
YA8CL2TC14E2	1													2.08 [53]																																
YA8CL2TC14E245	2	↓	↓	↓	1/4	.44 [11]	.75 [19]	.67 [17]	.27 [7]	2.07 [52]	.31 [8]				↓	↓	↓	↓	↓	↓	↓	↓	↓	↓	↓	↓	↓																			
YA8CL2TC14E290 	3							.79 [20]		1.62 [41]																																				
YA8CL2TC38	1					8 SOL	#8 AWG	23	3/8					2.52 [64]																																
YA8CL2TC3845	2	6 SOL				.58 [15]				1.00 [25]	.66 [17]	.40 [10]	2.46 [62]	.41 [10]			↓	↓	↓	↓	↓	↓	↓	↓	↓	↓	↓	↓	↓																	
YA8CL2TC3890 	3	CLASS G,H,I, K,M DLO 37/24				.44 [11]					.75 [19]		2.05 [52]																																	

SEE SHEET 1 OF 19 FOR NOTES

REV: CREO_08/10/21

TO ORDER BURNDY@PRODUCTS CALL		HYLUG™	
UNITED STATES: 1-800-346-4175 (LONDONDERRY, NH)		ITEM NO: N/A	CAT. NO: YA8CL-2TC- (TABLE)
CANADA: 1-800-361-6975 (QUEBEC) 1-800-387-6487 (ALL OTHER PROVINCES)		DRAWN BY: D.FILLION 12/04/92	CHECKER: K.HENRY 12/10/92
FOR PRODUCT INFO: http://www.burndy.com		DSN APPVL: C.PALAGI 12/14/92	MFG APPVL: N/A --
		QA APPVL: A.LLOYD 12/14/92	MKT APPVL: T.NELSON 12/14/92
		PROD FAM: --	SCALE: NTS
		PROJECT #: --	SIZE: D
		DOCUMENT TYPE: Sales	DRAWING NO: SE208119
		REL LEVEL: Released	SHEET 2 OF 19



REV	DATE	DESCRIPTION	ECO	BY	C'H'K.
Y	2021-03-01 10:05:00 EST	UPDATE AS PER MARKUP	220722022396	YR	RA

D	CATALOG NO.	CONDUCTOR			BOLT SIZE	FIG NO.	DIMENSIONS							INSTALLATION TOOLING (# CRIMPS)							WIRE STRIP LENGTH																																
		FLEX	CODE (AWG)	NAVY			B	C	E	H	K	L	N	O.D.	T REF.	Z MIN.	DIE INDEX	COLOR CODE	MECHANICAL			HYDRAULIC			DIELESS (# CRIMPS)																												
																			MD7-34R	OUR840		Y2MR (1)	Y750 Y35 Y39 PAT750	Y46 PAT46		Y45																											
	YAV6CL2TC10FX	#6 CLASS G,H,I,K,M DLO 61/24	#6 AWG	30	#10	1	.50 [13]	.45 [11]	.63 [16]	.78 [20]	.21 [5]	1.94 [49]	.25 [6]	.31 [8]	.08 [2]	.26 [7]	7 OR 374	BLUE	W5CRT X5CRT W5CVT (1)	X5CRT W5CVT (1)	(1 CRIMP)	U5CRT (1)	U5CRT (1)	U5CRT (1)		9/16"																											
	YAV6CL2TC10FX45																																																				
	YAV6CL2TC10FX90																																																				
	YAV6CL2TC10E2FX																																																				
	YAV6CL2TC10E2FX45																													#10	2		.48 [12]	.75 [19]	.78 [20]	.21 [5]	2.02 [51]	.25 [6]		.08 [2]	.26 [7]												
	YAV6CL2TC10E2FX90																														3		.90 [23]		.91 [23]		1.39 [35]																
	YAV6CL2TC10E4FX																														1						2.06 [52]																
	YAV6CL2TC10E4FX45																													#10	2		.45 [11]	.69 [17]	.78 [20]	.21 [5]	1.98 [50]	.25 [6]	.31 [8]	.08 [2]	.26 [7]												
	YAV6CL2TC10E4FX90																														3		.91 [23]		.91 [23]		1.46 [37]																
	YAV6CL2TC10E9FX																														1						1.81 [46]																
C	YAV6CL2TC10E9FX45				#10	2		.48 [12]	.50 [13]	.78 [20]	.21 [5]	1.77 [45]	.25 [6]	.31 [8]	.08 [2]	.26 [7]																																					
	YAV6CL2TC10E9FX90					3		.90 [23]		.90 [23]		1.27 [32]																																									
	YAV6CL2TC14FX					1						2.06 [52]																																									
	YAV6CL2TC14FX45				1/4	2		.48 [12]	.63 [16]	.78 [20]	.27 [7]	2.02 [51]	.31 [8]		.08 [2]	.34 [9]																																					
	YAV6CL2TC14FX90					3		.90 [23]		.90 [23]		1.52 [39]																																									
	YAV6CL2TC14E1FX					1						2.44 [62]																																									
	YAV6CL2TC14E1FX45				1/4	2		.48 [12]	1.00 [25]	.78 [20]	.27 [7]	2.40 [61]	.31 [8]		.08 [2]	.34 [9]																																					
	YAV6CL2TC14E1FX90					3		.90 [23]		.90 [23]		1.89 [48]																																									
	YAV6CL2TC14E2FX					1						2.16 [55]																																									
	YAV6CL2TC14E2FX45				1/4	2		.48 [12]	.75 [19]	.78 [20]	.27 [7]	2.15 [55]	.31 [8]		.08 [2]	.34 [9]																																					
	YAV6CL2TC14E2FX90					3		.90 [23]		.90 [23]		1.64 [42]																																									
B	YAV6CL2TC516FX					1						2.50 [63]																																									
	YAV6CL2TC516FX45				5/16	2		.52 [13]	1.00 [25]	.78 [20]	.33 [8]	2.45 [62]	.34 [9]		.07 [2]	.37 [9]																																					
	YAV6CL2TC516FX90					3		.89 [23]		.89 [23]		1.95 [49]																																									
	YAV6CL2TC38FX					1						2.62 [67]																																									
	YAV6CL2TC38FX45				3/8	2		.58 [15]	1.00 [25]	.77 [19]	.40 [10]	2.56 [65]	.41 [10]		.06 [2]	.43 [11]																																					
	YAV6CL2TC38FX90					3		.87 [22]		.87 [22]		2.07 [53]																																									
	YAV6CL2NTCFX					1						3.81 [97]																																									
	YAV6CL2NTCFX45				1/2	2		.83 [21]	1.75 [44]	.80 [20]	.56 [14]	3.67 [93]	.62 [16]		.12 [3]	.65 [17]																																					
	YAV6CL2NTCFX90					3		.98 [25]		.98 [25]		3.29 [84]																																									
	YAV6CL2TC14FX135				1/4	4		.48 [12]	.63 [16]	.61 [15]	.27 [7]	2.19 [56]	.31 [8]		.08 [2]	.34 [9]																																					
A	YAV6CL2NT10E2FX	#6 CLASS G,H,I,K,M DLO 61/24	#6 AWG	30	#10	1	.50 [13]	.44 [11]	.75 [19]		.21 [5]	2.06 [52]	.25 [6]	.31 [8]	.08 [2]	.26 [7]	7 OR 374	BLUE	W5CRT X5CRT W5CVT (1)	X5CRT W5CVT (1)	(1 CRIMP)	U5CRT (1)	U5CRT (1)	U5CRT (1)		9/16"																											

SEE SHEET 1 OF 19 FOR NOTES

TO ORDER BURNDY@PRODUCTS CALL
 UNITED STATES: 1-800-346-4175 (LONDONDERRY, NH)
 CANADA: 1-800-361-6975 (QUEBEC)
 1-800-387-6487 (ALL OTHER PROVINCES)
 FOR PRODUCT INFO: <http://www.burndy.com>

HYLUG™

ITEM NO: N/A
 CAT. NO: YAV6CL-2-TC-FX- (TABLE)
 DRAWN BY: D.FILLION 12/04/92
 CHECKER: K.HENRY 12/10/92
 DSN APPVL: C.PALAGI 12/14/92
 MFG APPVL: N/A --
 QA APPVL: A.LLOYD 12/11/92
 MKT APPVL: --

SCALE: NTS

PROD FAM: -- DRAWING NO: REV
 PROJECT #: -- SIZE: SE208119 Y
 DOCUMENT TYPE: Sales SHEET 3 OF 19
 REL LEVEL: Released

REV: CREO 08/10/21

REV	DATE	DESCRIPTION	ECO	BY	C.H.K.
Y	2021-03-01 10:05:00 EST	UPDATE AS PER MARKUP	220722022396	YR	RA

D	CATALOG NO.	CONDUCTOR			BOLT SIZE	FIG. NO.	DIMENSIONS								INSTALLATION TOOLING (# CRIMPS)										WIRE STRIP LENGTH														
		FLEX	CODE (AWG)	NAVY			B	C	E	H	K	L	N	O.D.	T REF.	Z MIN.	DIE INDEX	COLOR CODE	MECHANICAL			HYDRAULIC				DIELESS (# CRIMPS)													
																			MD7-34R	OUR840	Y2MR (2) <6	BCT500 Y500CT	Y35, Y39 Y750, BAT35 BAT750, PAT750	Y46 <4			Y45 <3												
	YAV4CL2NT10FX	#4 CLASS G,H,I,K,M DLO 105/24	#4 AWG	40 & 50	#10	1	.50 [13]	.41 [10]	.63 [16]	.84 [21]	.21 [5]	1.95 [50]	.25 [6]	.38 [10]	.09 [2]	.27 [7]	8 OR 346	GRAY	W4CRT X4CRT W4CVT (1)	X4CRT W4CVT (1)	(2 CRIMP)	W4CRT X4CRT W4CVT (1)	U4CRT (1)	U4CRT (1)	U4CRT (1)	MECHANICAL: MY29-11 (1) HYDRAULIC: PAT81KFT(1) YA81KFT(1)	9/16"												
	YAV4CL2NT10FX45				[M5]	2			.84 [21]		1.94 [49]		.25 [6]																										
	YAV4CL2NT10FX90 <12				3				.94 [24]		1.43 [36]																												
	YAV4CL2NT10E1FX	#4 CLASS G,H,I,K,M DLO 105/24	#4 AWG	40 & 50	#10	1						2.33 [59]				8 OR 346	GRAY	W4CRT X4CRT W4CVT (1)	X4CRT W4CVT (1)	(2 CRIMP)	W4CRT X4CRT W4CVT (1)	U4CRT (1)	U4CRT (1)	U4CRT (1)	MECHANICAL: MY29-11 (1) HYDRAULIC: PAT81KFT(1) YA81KFT(1)	9/16"													
	YAV4CL2NT10E1FX45				[M5]	2			.84 [21]		2.31 [59]		.25 [6]																										
	YAV4CL2NT10E1FX90 <12				3				.94 [24]		1.80 [46]																												
	YAV4CL2TC14FX	#4 CLASS G,H,I,K,M DLO 105/24	#4 AWG	40 & 50	1/4	1						2.08 [53]				8 OR 346	GRAY	W4CRT X4CRT W4CVT (1)	X4CRT W4CVT (1)	(2 CRIMP)	W4CRT X4CRT W4CVT (1)	U4CRT (1)	U4CRT (1)	U4CRT (1)	MECHANICAL: MY29-11 (1) HYDRAULIC: PAT81KFT(1) YA81KFT(1)	9/16"													
	YAV4CL2TC14FXNK <2				[M6]	2			.84 [21]		2.06 [52]		.31 [8]																										
	YAV4CL2TC14FX45				3				.94 [24]		1.55 [39]																												
	YAV4CL2TC14FX90 <12											2.20 [56]																											
	YAV4CL2TC14E2FX	#4 CLASS G,H,I,K,M DLO 105/24	#4 AWG	40 & 50	1/4	1						2.19 [56]				8 OR 346	GRAY	W4CRT X4CRT W4CVT (1)	X4CRT W4CVT (1)	(2 CRIMP)	W4CRT X4CRT W4CVT (1)	U4CRT (1)	U4CRT (1)	U4CRT (1)	MECHANICAL: MY29-11 (1) HYDRAULIC: PAT81KFT(1) YA81KFT(1)	9/16"													
	YAV4CL2TC14E2FX45				[M6]	2			.84 [21]		2.19 [56]		.31 [8]																										
	YAV4CL2TC14E2FX90 <12				3				.94 [24]		1.68 [43]																												
	YAV4CL2TC14E1FX	#4 CLASS G,H,I,K,M DLO 105/24	#4 AWG	40 & 50	1/4	1						2.45 [62]				8 OR 346	GRAY	W4CRT X4CRT W4CVT (1)	X4CRT W4CVT (1)	(2 CRIMP)	W4CRT X4CRT W4CVT (1)	U4CRT (1)	U4CRT (1)	U4CRT (1)	MECHANICAL: MY29-11 (1) HYDRAULIC: PAT81KFT(1) YA81KFT(1)	9/16"													
	YAV4CL2TC14E1FX45				[M6]	2			.84 [21]		2.44 [62]		.31 [8]																										
	YAV4CL2TC14E1FX90 <12				3				.94 [24]		1.93 [49]																												
	YAV4CL2TC38FX	#4 CLASS G,H,I,K,M DLO 105/24	#4 AWG	40 & 50	3/8	1						2.68 [68]				8 OR 346	GRAY	W4CRT X4CRT W4CVT (1)	X4CRT W4CVT (1)	(2 CRIMP)	W4CRT X4CRT W4CVT (1)	U4CRT (1)	U4CRT (1)	U4CRT (1)	MECHANICAL: MY29-11 (1) HYDRAULIC: PAT81KFT(1) YA81KFT(1)	9/16"													
	YAV4CL2TC38FX45				[M10]	2			.87 [22]		2.64 [67]		.41 [10]																										
	YAV4CL2TC38FX90 <12				3				.97 [25]		2.11 [54]																												
	YAV4CL2TC516FX	#4 CLASS G,H,I,K,M DLO 105/24	#4 AWG	40 & 50	5/16	1						2.52 [64]				8 OR 346	GRAY	W4CRT X4CRT W4CVT (1)	X4CRT W4CVT (1)	(2 CRIMP)	W4CRT X4CRT W4CVT (1)	U4CRT (1)	U4CRT (1)	U4CRT (1)	MECHANICAL: MY29-11 (1) HYDRAULIC: PAT81KFT(1) YA81KFT(1)	9/16"													
	YAV4CL2TC516FX45				[M8]	2			.84 [21]		2.50 [64]		.34 [9]																										
	YAV4CL2TC516FX90 <12				3				.94 [24]		1.99 [51]																												
	YAV4CL2NTCFX	#4 CLASS G,H,I,K,M DLO 105/24	#4 AWG	40 & 50	1/2	1						3.87 [98]				8 OR 346	GRAY	W4CRT X4CRT W4CVT (1)	X4CRT W4CVT (1)	(2 CRIMP)	W4CRT X4CRT W4CVT (1)	U4CRT (1)	U4CRT (1)	U4CRT (1)	MECHANICAL: MY29-11 (1) HYDRAULIC: PAT81KFT(1) YA81KFT(1)	9/16"													
	YAV4CL2NTCFX45				[M12]	2			.88 [22]		3.91 [99]		.62 [16]																										
	YAV4CL2NTCFX90 <12				3				1.04 [26]		3.32 [84]																												
	YAV4CL2TC10FX	#4 CLASS G,H,I,K,M DLO 105/24	#4 AWG	40 & 50	#10	1						1.95 [50]				8 OR 346	GRAY	W4CRT X4CRT W4CVT (1)	X4CRT W4CVT (1)	(2 CRIMP)	W4CRT X4CRT W4CVT (1)	U4CRT (1)	U4CRT (1)	U4CRT (1)	MECHANICAL: MY29-11 (1) HYDRAULIC: PAT81KFT(1) YA81KFT(1)	9/16"													
	YAV4CL2TC10FX45				[M5]	2			.84 [21]		1.94 [49]		.25 [6]																										
	YAV4CL2TC10FX90 <12				3				.94 [24]		1.43 [36]																												
	YAV4CL2NT14FX	#4 CLASS G,H,I,K,M DLO 105/24	#4 AWG	40 & 50	1/4	1						2.08 [53]				8 OR 346	GRAY	W4CRT X4CRT W4CVT (1)	X4CRT W4CVT (1)	(2 CRIMP)	W4CRT X4CRT W4CVT (1)	U4CRT (1)	U4CRT (1)	U4CRT (1)	MECHANICAL: MY29-11 (1) HYDRAULIC: PAT81KFT(1) YA81KFT(1)	9/16"													
	YAV4CL2NT14FX45				[M6]	2			.84 [21]		2.06 [52]		.31 [8]																										
	YAV4CL2NT14FX90 <12				3				.94 [24]		1.55 [39]																												

REV: CREO_08/10/21

SEE SHEET 1 OF 19 FOR NOTES

TO ORDER BURNDY@PRODUCTS CALL		HYLUG™	
UNITED STATES: 1-800-346-4175 (LONDON DERRY, NH)		ITEM NO: N/A	
CANADA: 1-800-361-6975 (QUEBEC) 1-800-387-6487 (ALL OTHER PROVINCES)		CAT. NO: YAV4CL-2-TC-FX- (TABLE)	
FOR PRODUCT INFO: http://www.burndy.com		DRAWN BY: D.FILLION 12/04/82	
		CHECKER: K.HENRY 12/10/82	
		DSN APPVL: C.PALAGI 12/14/82	
		MFG APPVL: N/A --	
		QA APPVL: A.LLOYD 12/14/82	
		MKT APPVL: --	
		SCALE: NTS	
		PROD FAM: --	
		DRAWING NO: SE208119	
		PROJECT #: --	
		DOCUMENT TYPE: Sales	
		REL LEVEL: Released	
		SHEET 4 OF 19	

REV	DATE	DESCRIPTION	ECO	BY	C.H.K.
Y	2021-03-01 10:05:00 EST	UPDATE AS PER MARKUP	220722022396	YR	RA

D	CATALOG NO.	CONDUCTOR			BOLT SIZE	FIG. NO.	DIMENSIONS									INSTALLATION TOOLING (# CRIMPS)							DIELESS (# CRIMPS)	WIRE STRIP LENGTH																											
		FLEX	CODE (AWG)	NAVY			B	C	E	H	K	L	N	O.D.	T REF.	Z MIN.	DIE INDEX	COLOR CODE	MECHANICAL		HYDRAULIC																														
																			MD7-34R	OUR840	BCT500 Y500CT PAT600	Y35, BAT35 BAT750, Y39 Y750, PAT750			Y46	Y45																									
C	YAVICL2NT14FX	#1 CLASS G, H, I, K, M DLO 225/24	#1 AWG	75	1/4 [M6]	1	.62 [16]	.50 [13] MAX	.63 [16]	--	.27 [7]	2.28 [58]	.31 [8]	.51 [13]	.12 [3]	.34 [9]	11 OR 375	GREEN	WICRT XICRT WICVT (1)	XICRT WICVT (1)	WICRT XICRT WICVT (1)	UICRT-1 (1)	UICRT-1 (1)	UICRT-1 (1)	MECHANICAL: MY29-1(1) HYDRAULIC: Y644M (1) BAT644M (1) PAT644M (1) PAT81KFT(1) YA81KFT(1) PAT444(1)	11/16"																									
2	1.10 [28]					2.28 [58]	1.64 [42]			2.28 [58]																																									
3	1.20 [30]					1.64 [42]	2.28 [58]			2.28 [58]																																									
C	YAVICL2TC14FX				#1 CLASS G, H, I, K, M DLO 225/24	#1 AWG	75	1/4 [M6]	1	.75 [19]	.63 [16]	--	.27 [7]	2.28 [58]	.31 [8]	.51 [13]	.12 [3]	.34 [9]	11 OR 375	GREEN	WICRT XICRT WICVT (1)	XICRT WICVT (1)	WICRT XICRT WICVT (1)	UICRT-1 (1)			UICRT-1 (1)	UICRT-1 (1)	MECHANICAL: MY29-1(1) HYDRAULIC: Y644M (1) BAT644M (1) PAT644M (1) PAT81KFT(1) YA81KFT(1) PAT444(1)	11/16"																					
2	1.10 [28]								2.28 [58]			1.64 [42]		2.28 [58]																																					
3	1.20 [30]								1.64 [42]			2.28 [58]		2.28 [58]																																					
C	YAVICL2TC14E2FX							#1 CLASS G, H, I, K, M DLO 225/24	#1 AWG	75	1/4 [M6]	1	.75 [19]	.75 [19]	--	.27 [7]	2.41 [61]	.31 [8]	.51 [13]	.12 [3]	.34 [9]	11 OR 375	GREEN	WICRT XICRT WICVT (1)			XICRT WICVT (1)	WICRT XICRT WICVT (1)			UICRT-1 (1)	UICRT-1 (1)	UICRT-1 (1)	MECHANICAL: MY29-1(1) HYDRAULIC: Y644M (1) BAT644M (1) PAT644M (1) PAT81KFT(1) YA81KFT(1) PAT444(1)	11/16"																
2	1.10 [28]											2.40 [61]			1.76 [45]		2.40 [61]																																		
3	1.20 [30]											1.76 [45]			2.40 [61]		2.40 [61]																																		
C	YAVICL2TC14E1FX										#1 CLASS G, H, I, K, M DLO 225/24	#1 AWG	75	1/4 [M6]	1	.75 [19]	1.00 [25]	--	.27 [7]	2.64 [67]	.31 [8]	.51 [13]	.12 [3]	.34 [9]			11 OR 375	GREEN			WICRT XICRT WICVT (1)	XICRT WICVT (1)	WICRT XICRT WICVT (1)			UICRT-1 (1)	UICRT-1 (1)	UICRT-1 (1)	MECHANICAL: MY29-1(1) HYDRAULIC: Y644M (1) BAT644M (1) PAT644M (1) PAT81KFT(1) YA81KFT(1) PAT444(1)	11/16"											
2	1.10 [28]														2.64 [67]			2.00 [51]		2.64 [67]																															
3	1.20 [30]														2.00 [51]			2.64 [67]		2.64 [67]																															
C	YAVICL2TC516FX													#1 CLASS G, H, I, K, M DLO 225/24	#1 AWG	75	5/16 [M8]	1	.75 [19]	1.00 [25]	--	.33 [8]	2.72 [69]	.34 [9]			.51 [13]	.12 [3]			.36 [9]	11 OR 375	GREEN			WICRT XICRT WICVT (1)	XICRT WICVT (1)	WICRT XICRT WICVT (1)			UICRT-1 (1)	UICRT-1 (1)	UICRT-1 (1)	MECHANICAL: MY29-1(1) HYDRAULIC: Y644M (1) BAT644M (1) PAT644M (1) PAT81KFT(1) YA81KFT(1) PAT444(1)	11/16"						
2	1.10 [28]																	2.71 [69]			2.08 [53]		2.71 [69]																												
3	1.20 [30]																	2.08 [53]			2.71 [69]		2.71 [69]																												
C	YAVICL2TC38FX																#1 CLASS G, H, I, K, M DLO 225/24	#1 AWG	75	3/8 [M10]	1	.75 [19]	1.00 [25]	--			.41 [10]	2.85 [72]			.41 [10]	.51 [13]	.12 [3]			.43 [11]	11 OR 375	GREEN			WICRT XICRT WICVT (1)	XICRT WICVT (1)	WICRT XICRT WICVT (1)			UICRT-1 (1)	UICRT-1 (1)	UICRT-1 (1)	MECHANICAL: MY29-1(1) HYDRAULIC: Y644M (1) BAT644M (1) PAT644M (1) PAT81KFT(1) YA81KFT(1) PAT444(1)	11/16"	
2	1.10 [28]																				2.84 [72]			2.20 [56]				2.84 [72]																							
3	1.20 [30]																				2.20 [56]			2.84 [72]				2.84 [72]																							
C	YAVICL2TC38E10FX	#1 CLASS G, H, I, K, M DLO 225/24	#1 AWG	75																3/8 [M10]	1	.75 [19]	1.25 [32]	--	.41 [10]	3.10 [79]	.41 [10]	.51 [13]			.12 [3]	.43 [11]	11 OR 375			GREEN	WICRT XICRT WICVT (1)	XICRT WICVT (1)			WICRT XICRT WICVT (1)	UICRT-1 (1)	UICRT-1 (1)			UICRT-1 (1)	MECHANICAL: MY29-1(1) HYDRAULIC: Y644M (1) BAT644M (1) PAT644M (1) PAT81KFT(1) YA81KFT(1) PAT444(1)	11/16"			
2	1.10 [28]																				3.09 [78]			2.45 [62]		3.09 [78]																									
3	1.20 [30]																				2.45 [62]			3.09 [78]		3.09 [78]																									
C	YAVICL2NTCFX				#1 CLASS G, H, I, K, M DLO 225/24	#1 AWG	75													1/2 [M12]	1	.62 [16]	.83 [21]	1.75 [44]	--	.56 [14]	4.04 [103]	.62 [16]	.51 [13]	.11 [3]	.65 [17]	11 OR 375	GREEN			WICRT XICRT WICVT (1)	XICRT WICVT (1)	WICRT XICRT WICVT (1)			UICRT-1 (1)	UICRT-1 (1)	UICRT-1 (1)			MECHANICAL: MY29-1(1) HYDRAULIC: Y644M (1) BAT644M (1) PAT644M (1) PAT81KFT(1) YA81KFT(1) PAT444(1)					11/16"
2	1.09 [28]																				4.00 [102]				3.38 [86]		4.00 [102]																								
3	1.18 [30]																				3.38 [86]				4.00 [102]		4.00 [102]																								

REV: CREO_08/10/21

SEE SHEET 1 OF 19 FOR NOTES

TO ORDER BURNDY@PRODUCTS CALL		HYLUG™	
UNITED STATES: 1-800-346-4175 (LONDONDERRY, NH)		ITEM NO: N/A	CAT. NO: YAVICL-2-TC-FX- (TABLE)
CANADA: 1-800-361-6975 (QUEBEC) 1-800-387-6487 (ALL OTHER PROVINCES)		DRAWN BY: D.FILLION 12/04/92	CHECKER: K.HENRY 12/10/92
FOR PRODUCT INFO: http://www.burndy.com		DSN APPVL: C.PALAGI 12/14/92	MFG APPVL: N/A --
		QA APPVL: A.LLOYD 12/24/92	MKT APPVL: T.NELSON 12/14/92
		SCALE: NTS	
		PROD FAM: --	DRAWING NO: SE208119
		PROJECT #: --	REV: Y
		DOCUMENT TYPE: Sales	SHEET 6 OF 19
		REL LEVEL: Released	

REV	DATE	DESCRIPTION	ECO	BY	C'H'K.
Y	2021-03-01 10:05:00 EST	UPDATE AS PER MARKUP	220722022396	YR	RA


D	CATALOG NO.	FIG. NO.	CONDUCTOR			BOLT SIZE	DIMENSIONS									INSTALLATION TOOLING (# OF CRIMPS)											
			FLEX	CODE (AWG)	NAVY 5		B	C	E	H	K	L	N	O.D.	T REF.	Z MIN.	DIE INDEX	COLOR CODE	MECHANICAL		HYDRAULIC			DIELESS (# CRIMPS)	WIRE STRIP LENGTH		
																			MD7-34R	OUR840	BCT500 Y500CT	Y35, Y39, Y750, BAT35, BAT750, PAT750	Y46 4			Y45 3	
	YAV25L2NT14FX	1	CLASS G, H, I, K, M DLO 275/24	1/0 AWG	100	.69 [18]	.64 [16]	--	--	.27 [7]	2.39 [61]	.56 [14]	.12 [3]	.34 [9]	12 OR 348	PINK	W25RT X25RT W25VT (2)	X25RT W25VT (2)	W25RT X25RT W25VT (2)	U25RT UR4204WE (1)	U25RT UR4204WE (1)	U25RT UR4204WE (1)		11/16"			
	YAV25L2TC14FX	1				.83 [21]	.63 [16]	1.20 [31]	2.39 [61]																		
	YAV25L2TC14FX45	2							1.20 [31]	2.35 [60]																	
	YAV25L2TC14FX90	3							1.31 [33]	1.66 [42]																	
	YAV25L2TC14E2FX	1							--	2.51 [64]																	
	YAV25L2TC14E2FX45	2							.75 [19]	1.20 [31]	.27 [7]	2.47 [63]	.31 [8]														
	YAV25L2TC14E2FX90	3							1.31 [33]	1.79 [45]																	
	YAV25L2TC516E2FX	1							--	2.57 [65]																	
	YAV25L2TC516E2FX45	2							.75 [19]	1.20 [31]	.33 [8]	2.53 [64]	.34 [9]														
	YAV25L2TC516E2FX90	3							1.31 [33]	1.85 [47]																	
C	YAV25L2TC516E6FX	1				--	2.70 [69]																				
	YAV25L2TC516E6FX45	2				.88 [22]	1.20 [31]	.33 [8]	2.66 [68]	.34 [9]																	
	YAV25L2TC516E6FX90	3				1.31 [33]	1.98 [50]																				
	YAV25L2TC516FX	1				--	2.82 [72]																				
	YAV25L2TC516FX45	2				1.00 [25]	1.20 [31]	.33 [8]	2.78 [71]	.34 [9]																	
	YAV25L2TC516FX90	3				1.31 [33]	2.10 [53]																				
	YAV25L2TC38FX	1				--	2.95 [75]																				
	YAV25L2TC38FX45	2				1.00 [25]	1.20 [31]	.40 [10]	2.91 [74]	.41 [10]																	
	YAV25L2TC38FX90	3				1.31 [33]	2.23 [57]																				
	YAV25L2NTCFX	1				--	4.14 [105]																				
	YAV25L2NTCFX45	2				1.75 [44]	1.20 [31]	.56 [14]	4.10 [104]	.63 [16]																	
	YAV25L2NTCFX90	3				1.31 [33]	3.41 [87]																				
B	YAV25L2TC12E1FX	1				--	3.20 [81]																				
	YAV25L2TC12E1FX45	2				1.00 [25]	1.20 [31]	.53 [13]	3.16 [80]	.53 [13]																	
	YAV25L2TC12E1FX90	3				1.31 [33]	2.48 [63]																				
	YAV25L2TC14E1FX	1				--	2.76 [70]																				
	YAV25L2TC14E1FX45	2				1.00 [25]	1.20 [31]	.27 [7]	2.72 [69]	.31 [8]																	
	YAV25L2TC14E1FX90	3				.83 [21]	1.31 [33]		2.04 [52]																		
	YAV25L2NT14E1FX	1	CLASS G, H, I, K, M DLO 275/24	1/0 AWG	100		--		2.76 [70]																		
	YAV25L2NT14E1FX45	2				.64 [16]	1.00 [25]	1.20 [31]	.27 [7]	2.72 [69]	.31 [8]																
	YAV25L2NT14E1FX90	3				.69 [18]	.83 [21]	1.31 [33]		2.04 [52]																	

MECHANICAL:
MY29-11 (1)




HYDRAULIC:
Y644M (1)
BAT644M (1)
PAT644M (1)

REV: CREO 08/10/21

SEE SHEET 1 OF 19 FOR NOTES & VIEWS

TO ORDER BURNDY@PRODUCTS CALL UNITED STATES: 1-800-346-4175 (LONDONDERRY, NH) CANADA: 1-800-361-6975 (QUEBEC) 1-800-387-6487 (ALL OTHER PROVINCES) FOR PRODUCT INFO: http://www.burndy.com		HYLUG™ ITEM NO: N/A CAT. NO: YAV25L- 2--- (TABLE) DRAWN BY: D.FILLION 12/07/92 CHECKER: K.HENRY 12/10/92 DSN APPVL: C.PALAGI 12/14/92 MFG APPVL: N/A -- QA APPVL: A.LLOYD 12/14/92 MKT APPVL: -- --			
PROD FAM: -- PROJECT #: -- DOCUMENT TYPE: Sales REL LEVEL: Released	SCALE: NTS DRAWING NO: SE208119 SHEET 7 OF 19	REV: Y			


REV	DATE	DESCRIPTION	ECO	BY	C'H'K.
Y	2021-03-01 10:05:00 EST	UPDATE AS PER MARKUP	220722022396	YR	RA

CATALOG NO.	CONDUCTOR			BOLT SIZE	FIG. NO.	DIMENSIONS									INSTALLATION TOOLING (# OF CRIMPS)																				
	FLEX	CODE (AWG)	NAVY 			B	C	E	H	K	L	N	O.D.	T REF.	Z MIN.	DIE INDEX	COLOR CODE	MECHANICAL RATCHET		HYDRAULIC			DIELESS (# CRIMPS)	WIRE STRIP LENGTH											
																		MD7-34R MD6	OUR840	Y500CT PAT600	Y750, Y35 Y39 PAT750	Y46 PAT46 			Y45 										
YAV26L2NT14FX	2/0 AWG CLASS G, H, I, K, M DLO 325/24	2/0 AWG	125	1/4	1	.81 [21]	.76 [19]	--		2.56 [65]		.63 [16]	.13 [3]	13	BLACK	W26RT	X26RT	W26RT	U26RT (1)	U26RT (1)	U26RT (1)	MECHANICAL: MY29-11 (1) HYDRAULIC: Y644M (1) PAT644 (1) Y81KFT (1) PAT81KFT (1) Y4PC834 (1) PAT4PC834 (1) PAT444(1)	13/16"												
YAV26L2TC14FX					1	.93 [24]	.63 [16]	--	.27 [7]	2.56 [65]	.31 [8]								X26RT W26VT (2)	X26RT W26VT (2)															
YAV26L2TC14FX45					2		1.38 [35]			2.49 [63]																									
YAV26L2TC14FX90					3		1.49 [38]			1.70 [43]																									
YAV26L2TC14E1FX					1				1.00 [25]	--	.27 [7]	2.93 [74]	.31 [8]																						
YAV26L2TC14E2FX					1					--		2.68 [68]																							
YAV26L2TC14E2FX45					2				.75 [19]	1.38 [35]	.27 [7]	2.61 [66]	.31 [8]																						
YAV26L2TC14E2FX90					3					1.49 [38]		1.83 [46]																							
YAV26L2TC516FX					2/0 AWG CLASS G, H, I, K, M DLO 325/24	2/0 AWG	125	5/16	1		--		2.99 [76]																						
YAV26L2TC516FX45									2	1.00 [25]	1.38 [35]	.33 [8]	2.93 [74]	.34 [9]																					
YAV26L2TC516FX90									3	.93 [24]	1.49 [38]		2.14 [54]																						
YAV26L2NT38FX								2/0 AWG CLASS G, H, I, K, M DLO 325/24	2/0 AWG	125	3/8	1		--		3.23 [82]																			
YAV26L2NT38FX45												2	.63 [16]	1.00 [25]	1.45 [37]	.41 [10]	3.13 [80]	.41 [10]																	
YAV26L2NT38FX90												3			1.70 [43]		2.26 [57]																		
YAV26L2TC38FX											1				.93 [24]	--		3.12 [79]																	
YAV26L2TC38FX45											2				1.00 [25]	1.38 [35]	.41 [10]	3.05 [77]	.41 [10]																
YAV26L2TC38FX90											3					1.49 [38]		2.26 [58]																	
YAV26L2TC12E1FX											2/0 AWG CLASS G, H, I, K, M DLO 325/24	2/0 AWG	125	1/2	1		--		3.37 [86]																
YAV26L2TC12E1FX45	2	1.00 [25]	1.38 [35]	.53 [13]											3.30 [84]	.53 [13]																			
YAV26L2TC12E1FX90	3		1.49 [38]												2.51 [64]																				
YAV26L2NTCFX	2/0 AWG CLASS G, H, I, K, M DLO 325/24	2/0 AWG	125	3/8										1		--		4.31 [109]																	
YAV26L2NTCFX45														2	.81 [21]	1.75 [44]	1.38 [35]	.56 [14]	4.24 [108]	.63 [16]															
YAV26L2NTCFX90														3			1.49 [38]		3.45 [88]																
YAV26L2TC38E10FX				1													.81 [21]	.93 [24]	1.25 [32]	--	.41 [10]	3.37 [86]	.41 [10]		.63 [16]	.13 [3]	13	BLACK	W26RT	X26RT	W26RT	U26RT UR5184WE (1)	U26RT UR5184WE (1)	U26RT UR5184WE (1)	13/16"

REV: CREO 08/10/21

SEE SHEET 1 OF 19 FOR NOTES

TO ORDER BURNDY@PRODUCTS CALL		HYLUG™	
UNITED STATES: 1-800-346-4175 (LONDONDERRY, NH)		ITEM NO: N/A	CAT. NO: YAV26L-2-TC-FX
CANADA: 1-800-361-6975 (QUEBEC) 1-800-387-6487 (ALL OTHER PROVINCES)		DRAWN BY: D.FILLION 12/7/92	CHECKER: K.HENRY 12/10/92
FOR PRODUCT INFO: http://www.burndy.com		DSN APPVL: C.PALAGI 12/14/92	MFG APPVL: N/A --
		QA APPVL: A.LLOYD 12/14/92	MKT APPVL: T.NELSON 12/14/92
		PROD FAM: --	DRAWING NO: SE208119
		PROJECT #: --	SIZE: D
		DOCUMENT TYPE: Sales	REV: Y
		REL LEVEL: Released	SHEET 8 OF 19



REV	DATE	DESCRIPTION	ECO	BY	C'H'K.
Y	2021-03-01 10:05:00 EST	UPDATE AS PER MARKUP	220722022396	YR	RA

D

D

C




C

B

B

A


A

CATALOG NO.	CONDUCTOR			BOLT SIZE	FIG. NO.	DIMENSIONS									INSTALLATION TOOLING (# OF CRIMPS)																		
	FLEX	CODE (AWG)	NAVY 			B	C	E	H	K	L	N	O.D.	T REF.	Z MIN.	DIE INDEX	COLOR CODE	MECHANICAL			HYDRAULIC			DIELESS (# CRIMPS)	WIRE STRIP LENGTH								
																		MD7-34R	OUR840	BCT500 Y500CT	Y35, Y39, Y750 BAT35, BAT750	Y46 	Y45 										
YAV27L2TC14FX	3/0 AWG CLASS G, H, I, K, M DLO 450/24	3/0 AWG	150	1/4	1	1.00 [25]	1.03 [26]		--		2.79 [71]		.70 [18]	.14 [4]	.34 [9]	14	ORANGE	W27RT (2)	X27RT (3)	W27RT (2)	U27RT (1)	U27RT (1)	U27RT (1)	MECHANICAL: MY29-11 (1) HYDRAULIC: Y644M (1) BAT644M (1) PAT81KFT(1) YA81KFT(1) PAT444(1)	1"								
YAV27L2TC14FX45					2		.63 [16]		1.59 [40]	.27 [7]	2.67 [67]	.31 [8]									X27RT (3)	W27VT (2)	X27RT (3)										
YAV27L2TC14FX90					3				1.74 [44]		1.74 [44]										W27VT (2)		W27VT (2)										
YAV27L2TC14E2FX					1						--			2.91 [74]																			
YAV27L2TC14E2FX45					2					.75 [19]		1.59 [40]	.27 [7]	2.80 [71]	.31 [8]																		
YAV27L2TC14E2FX90					3					1.74 [44]		1.74 [44]		1.86 [47]																			
YAV27L2TC516FX					3/0 AWG CLASS G, H, I, K, M DLO 450/24	3/0 AWG	150	5/16	1						3.22 [82]				.36 [9]														
YAV27L2TC516FX45									2		1.00 [25]		1.59 [40]	.33 [8]	3.11 [79]	.34 [9]																	
YAV27L2TC516FX90									3				1.74 [44]		2.18 [55]																		
YAV27L2TC38FX									1									3.35 [85]															
YAV27L2TC38FX45									2					1.00 [25]		1.59 [40]		3.23 [82]															
YAV27L2TC38FX90									3					1.74 [44]		2.30 [58]		4.10 [104]	.41 [10]														
YAV27L2TC38E16FX									1									4.10 [104]															
YAV27L2TC38E16FX45									2					1.75 [44]		1.59 [40]		3.98 [101]															
YAV27L2TC38E16FX90									3					1.03 [26]		1.74 [44]		3.05 [77]															
YAV27L2NT14FX	3/0 AWG CLASS G, H, I, K, M DLO 450/24	3/0 AWG	150	1/4					1		.76 [19]	.63 [16]		.27 [7]	2.79 [71]	.31 [8]			.34 [9]														
YAV27L2NTCFX									1									4.54 [115]															
YAV27L2NTCFX45									2					1.03 [26]	1.75 [44]	1.59 [40]	.56 [14]	4.42 [112]	.63 [16]														
YAV27L2NTCFX90									3						1.74 [44]			3.49 [89]															
YAV27L2NTC516FX									1									3.97 [101]															
YAV27L2NTC516FX45									2						1.03 [26]	1.75 [44]	1.59 [40]	.33 [8]	3.86 [98]	.34 [9]													
YAV27L2NTC516FX90					3					1.00 [25]		1.74 [44]		2.93 [74]																			

REV: CREO 08/10/21

SEE SHEET 1 OF 19 FOR NOTES

TO ORDER BURNDY@PRODUCTS CALL		HYLUG™	
UNITED STATES: 1-800-346-4175 (LONDONDERRY, NH)		ITEM NO: N/A	CAT. NO: YAV27L-2-TC-FX (TABLE)
CANADA: 1-800-361-6975 (QUEBEC) 1-800-387-6487 (ALL OTHER PROVINCES)		DRAWN BY: D.FILLION 12/07/92	CHECKER: K.HENRY 12/10/92
FOR PRODUCT INFO: http://www.burndy.com		DSN APPVL: C.PALAGI 12/14/92	MFG APPVL: N/A --
		QA APPVL: A.LLOYD 12/14/92	MKT APPVL: --
		SCALE: NTS	
		PROD FAM: --	DRAWING NO: SE208119
		PROJECT #: --	REV: Y
		DOCUMENT TYPE: Sales	SHEET 9 OF 19
		REL LEVEL: Released	



REV	DATE	DESCRIPTION	ECO	BY	C.H.K.
Y	2021-03-01 10:05:00 EST	UPDATE AS PER MARKUP	220722022396	YR	RA

CATALOG NO.	FIG. NO.	CONDUCTOR			BOLT SIZE	DIMENSIONS									INSTALLATION TOOLING (# CRIMPS)												
		FLEX	CODE (AWG)	NAVY 5		B	C	E	H	K	L	N	O.D.	T REF.	Z MIN.	DIE INDEX	COLOR CODE	MECHANICAL RATCHET		HYDRAULIC			DIELESS (# CRIMPS)	WIRE STRIP LENGTH			
																		MD7-34R	OUR840	Y750, Y35 Y39	Y46 4	Y45 3					
YAV28L2TC14FX	1	4/0 AWG CLASS G, H, I, K, M DLO 550/24	4/0 AWG	200	1/4	1.03 [26]	1.14 [29]	.63 [16]	-	.27 [7]	2.86 [73]	.31 [8]	.77 [20]	.15 [4]	.34 [9]	15	PURPLE	W28RT (2) X28RT (3) W28VT (2)	X28RT (3) W28VT (2)	U28RT (1)	U28RT (1)	U28RT (1)	MECHANICAL: MY29-11 (1) HYDRAULIC: Y644M (1) PAT81KFT(1) YA81KFT(1) PAT444(1)	1-1/16"			
YAV28L2TC14FX45	2					1.70 [43]	2.74 [70]	1.78 [45]	2.99 [76]	1.70 [43]	.27 [7]	2.87 [73]	.31 [8]														
YAV28L2TC14FX90	3					1.83 [47]	1.78 [45]	2.99 [76]																			
YAV28L2TC14E2FX	1								1/4			.75 [19]	1.70 [43]	.27 [7]	2.87 [73]	.31 [8]											
YAV28L2TC14E2FX45	2								1/4			1.83 [47]	1.90 [48]														
YAV28L2TC14E2FX90	3								1/4			1.83 [47]	1.90 [48]														
YAV28L2TC516FX	1								5/16			1.00 [25]	1.70 [43]	.33 [8]	3.30 [84]	.34 [9]											
YAV28L2TC516FX45	2								5/16			1.83 [47]	2.22 [56]														
YAV28L2TC516FX90	3								5/16			1.83 [47]	2.22 [56]														
YAV28L2TC38FX	1								3/8		1.14 [29]	1.00 [25]	1.70 [43]	.40 [10]	3.30 [84]	.41 [10]											
YAV28L2TC38FX45	2				3/8		1.14 [29]	1.83 [47]	2.34 [59]																		
YAV28L2TC38FX90	3				3/8		1.14 [29]	1.83 [47]	2.34 [59]																		
YAV28L2NT38FX	1				3/8		.94 [24]	1.00 [25]	1.70 [43]	.40 [10]	3.30 [84]	.41 [10]															
YAV28L2NT38FX45	2				3/8		.94 [24]	1.83 [47]	2.34 [59]																		
YAV28L2NT38FX90	3				3/8		.94 [24]	1.83 [47]	2.34 [59]																		
YAV28L2NTC38FX	1				3/8		1.14 [29]	1.75 [44]	1.70 [43]	.40 [10]	4.18 [106]	.41 [10]															
YAV28L2NTC38FX45	2				3/8		1.14 [29]	1.83 [47]	3.09 [78]																		
YAV28L2NTC38FX90	3				3/8		1.14 [29]	1.83 [47]	3.09 [78]																		
YAV28L2TC12E1FX	1				1/2			1.00 [25]	1.70 [43]	.53 [13]	3.68 [93]	.53 [13]															
YAV28L2TC12E1FX45	2				1/2			1.83 [47]	2.59 [66]																		
YAV28L2TC12E1FX90	3				1/2			1.83 [47]	2.59 [66]																		
YAV28L2TC12FX	1				1/2			1.25 [32]	1.70 [43]	.53 [13]	3.93 [100]	.53 [13]															
YAV28L2TC12FX45	2				1/2			1.83 [47]	2.84 [72]																		
YAV28L2TC12FX90	3				1/2			1.83 [47]	2.84 [72]																		
YAV28L2NTCFX	1				1/2		1.14 [29]	1.75 [44]	1.70 [43]	.56 [14]	4.62 [117]	.63 [16]															
YAV28L2NTCFX45	2				1/2		1.14 [29]	1.83 [47]	3.53 [90]																		
YAV28L2NTCFX90	3				1/2		1.14 [29]	1.83 [47]	3.53 [90]																		
YAV28L2ENTI4FX	1	4/0 AWG CLASS G, H, I, K, M DLO 550/24	4/0 AWG	200	1/4		.76 [19]	.63 [16]	-	.27 [7]	2.86 [73]	.31 [8]	.77 [20]	.15 [4]	.34 [9]	15	PURPLE	W28RT (2) X28RT (3) W28VT (2)	X28RT (3) W28VT (2)	U28RT (1)	U28RT (1)	U28RT (1)	MECHANICAL: MY29-11 (1) HYDRAULIC: Y644M (1) PAT81KFT(1) YA81KFT(1) PAT444(1)	1-1/16"			
YAV28L2ENTI4FX45	2																										
YAV28L2ENTI4FX90	3																										

REV: CREO_08/10/21	SEE SHEET 1 OF 19 FOR NOTES	TO ORDER BURNDY@PRODUCTS CALL UNITED STATES: 1-800-346-4175 (LONDONDERRY, NH) CANADA: 1-800-361-6975 (QUEBEC) 1-800-387-6487 (ALL OTHER PROVINCES) FOR PRODUCT INFO: http://www.burndy.com		HYLUG™ ITEM NO: N/A CAT. NO: YAV28L-2-TC-FX DRAWN BY: D.FILLION 12/07/92 CHECKER: K.HENRY 12/10/92 DSN APPVL: C.PALAGI 12/14/92 MFG APPVL: N/A -- QA APPVL: A.LLOYD 12/14/92 MKT APPVL: -- PROD FAM: -- PROJECT #: -- DOCUMENT TYPE: Sales REL LEVEL: Released			SCALE: NTS
		DRAWING NO	REV				
		SE208119	Y				
		SHEET 10 OF 19					

REV	DATE	DESCRIPTION	ECO	BY	C'H'K.
Y	2021-03-01 10:05:00 EST	UPDATE AS PER MARKUP	220722022396	YR	RA

D

D

C

C

B

B

A

A

CATALOG NO.	FIG. NO.	CONDUCTOR			BOLT SIZE	DIMENSIONS									BURNDY® INSTALLATION TOOLING (# CRIMPS)																	
		FLEX	CODE (AWG)	NAVY		B	C	E	H	K	L	N	O.D.	T REF.	Z MIN.	DIE INDEX	COLOR CODE	MECHANICAL		HYDRAULIC			DIELESS (# CRIMPS)	WIRE STRIP LENGTH								
																		MD7-34R	Y500CT PAT600	Y750, Y35 Y39, PAT750	Y46	Y45										
YA30L2TC516FX	1	250 FLEX CLASS G: 259 STR CLASS H: 427 STR	--	--	5/16	1.03 [26]	1.20 [30]	1.00 [25]	--	.33 [8]	3.32 [84]	.34 [9]	.81 [21]	.16 [4]	.35 [9]	16	YELLOW	W29VT (2)	W29VT (1)	U29RT (1)	U29RT (1)	U29RT (1)	HYDRAULIC: Y644M (1) BAT644M (1) PAT644M (1) Y81KFT (1) PAT81KFT (1) PAT444(1)	1-1/16"								
YA30L2TC516FX45	2								1.75 [44]																3.23 [82]							
YA30L2TC516FX90	3								1.89 [48]																2.25 [57]							
YA30L2NT38FX	1								3/8																.960 [24]	1.00 [25]	--	3.45 [88]	.41 [10]	.41 [10]	.43 [11]	
YA30L2TC38FX	1																										--					3.45 [88]
YA30L2TC38FX45	2																										1.75 [44]					3.36 [85]
YA30L2TC38FX90	3				1.89 [48]	2.37 [60]																										
YA30L2TC38E10FX	1				1.25 [32]	--	3.70 [94]																									
YA30L2TC38E5FX	1				1/2	1.20 [30]	1.06 [27]	--		3.51 [89]	.41 [10]	.53 [13]	.56 [14]																			
YA30L2TC38E5FX45	2							1.75 [45]	3.42 [87]																							
YA30L2TC38E5FX90	3							1.89 [48]	2.43 [62]																							
YA30L2TC12FX	1							1/2	1.25 [32]					1.25 [32]	--	3.95 [100]	.53 [13]	.56 [14]														
YA30L2TC12FX45	2	1.75 [44]	3.86 [98]																													
YA30L2TC12FX90	3	1.89 [48]	2.87 [73]																													
YA30L2NTCFX	1	1/2	1.03 [26]	1.75 [44]	--	4.63 [118]	.56 [14]			.63 [16]																						
YA30L2NTCFX45	2				1.75 [44]						4.55 [116]																					
YA30L2NTCFX90	3				1.89 [48]						3.56 [90]																					

SEE SHEET 1 OF 19 FOR NOTES

TO ORDER BURNDY® PRODUCTS CALL		HYLUG™	
UNITED STATES: 1-800-346-4175 (LONDONDERRY, NH)		ITEM NO: N/A	CAT. NO: YA30L-2TC-FX (TABLE)
CANADA: 1-800-361-6975 (QUEBEC) 1-800-387-6487 (ALL OTHER PROVINCES)		DRAWN BY: D. FILLION 12/07/82	CHECKER: K. HENRY 12/10/82
FOR PRODUCT INFO: http://www.burndy.com		DSN APPVL: C. PALAGI 12/14/82	MFG APPVL: N/A --
		QA APPVL: A. LLOYD 12/14/82	MKT APPVL: T. NELSON 12/14/82
		PROD FAM: --	DRAWING NO: REV
		PROJECT #: --	SIZE: SE208119
		DOCUMENT TYPE: Sales	REL LEVEL: Released
		SCALE: NTS	
		SHEET 11 OF 19	

REV: CREO_08/10/21

REV	DATE	DESCRIPTION	ECO	BY	CHK.
Y	2021-03-01 10:05:00 EST	UPDATE AS PER MARKUP	220722022396	YR	RA

D	CATALOG NO.	FIG. NO.	CONDUCTOR			BOLT SIZE	DIMENSIONS									INSTALLATION TOOLING (# CRIMPS)											
			FLEX	CODE (AWG)	NAVY \triangle_5		B	C	E	H	K	L	N	O.D.	T REF.	Z MIN.	DIE INDEX	COLOR CODE	MECHANICAL		HYDRAULIC			DIELESS (# CRIMPS)	WIRE STRIP LENGTH		
																			MD7-34R	BCT500 Y500CT	Y35, Y39 Y750 BAT750, PAT750	Y46 \triangle_4	Y45 \triangle_3				
	YA31L2NT38FX	1	250 kcmil Flex CLASS I, K, M	--	--	3/8 [M10]	1.06 [27]	.96 [24]	1.00 [25]	--	.41 [10]	3.51 [89]	.41 [10]	.88 [22]	.18 [4]	.43 [11]	17 OR 298	WHITE	W30VT (2)	W30VT (2)	U30RT (2)	U30RT (2)	U30RT (2)	HYDRAULIC: Y644M (1) BAT644M (1) PAT81KFT(1) YA81KFT(1) PAT444(1)	1-1/8"		
	YA31L2NT38FX45	2					1.85 [47]		2.41 [52]	3.43 [87]																	
	YA31L2NT38FX90	3					1.98 [50]		2.41 [52]	3.43 [87]																	
	YA31L2TC38FX	1				262 DLO (650/24)	3/8 [M10]	1.29 [33]	1.00 [25]	--	.41 [10]	3.51 [89]	.41 [10]	.88 [22]	.18 [4]	.43 [11]	17 OR 298	WHITE	W30VT (2)	W30VT (2)	U30RT (2)	U30RT (2)	U30RT (2)				
	YA31L2TC38FX45	2						1.85 [47]		2.41 [52]		3.43 [87]															
	YA31L2TC38FX90	3						1.98 [50]		2.41 [52]		3.43 [87]															
	YA31L2NT38E16FX	1				250 kcmil Flex CLASS I, K, M	--	3/8 [M10]	.96 [24]	1.75 [44]	--	.41 [10]	4.26 [108]	.41 [10]	.88 [22]	.18 [4]	.43 [11]	17 OR 298	WHITE	W30VT (2)	W30VT (2)	U30RT (2)	U30RT (2)			U30RT (2)	
	YA31L2NT38E16FX45	2									1.85 [47]		3.16 [80]														4.18 [106]
	YA31L2NT38E16FX90	3									1.98 [50]		3.16 [80]														4.18 [106]
	YA31L2NTC38FX	1				262 DLO (650/24)	--	3/8 [M10]	1.29 [33]	1.75 [44]	--	.41 [10]	4.26 [108]	.41 [10]	.88 [22]	.18 [4]	.43 [11]	17 OR 298	WHITE	W30VT (2)	W30VT (2)	U30RT (2)	U30RT (2)			U30RT (2)	
	YA31L2NTC38FX45	2									1.85 [47]		3.16 [80]														4.18 [106]
	YA31L2NTC38FX90	3									1.98 [50]		3.16 [80]														4.18 [106]
	YA31L2TC12FX	1				250 kcmil Flex CLASS I, K, M	--	1/2 [M12]	1.25 [32]	1.85 [47]	--	.53 [13]	4.01 [102]	.53 [13]	.88 [22]	.18 [4]	.56 [14]	17 OR 298	WHITE	W30VT (2)	W30VT (2)	U30RT (2)	U30RT (2)			U30RT (2)	
	YA31L2TC12FX45	2									1.85 [47]		2.91 [74]														3.93 [100]
	YA31L2TC12FX90	3									1.98 [50]		2.91 [74]														3.93 [100]
	YA31L2NTCFX	1	262 DLO (650/24)	--	1/2 [M12]	1.75 [44]	1.85 [47]	--	.56 [14]	4.70 [119]	.63 [16]	.88 [22]	.18 [4]	.65 [17]	17 OR 298	WHITE	W30VT (2)	W30VT (2)	U30RT (2)	U30RT (2)	U30RT (2)						
	YA31L2NTCFX45	2						1.85 [47]		4.62 [112]												4.62 [112]					
	YA31L2NTCFX90	3						1.98 [50]		3.60 [91]												4.62 [112]					

SEE SHEET 1 OF 19 FOR NOTES

REV: CREO_08/10/21

TO ORDER BURNDY@PRODUCTS CALL		HYLUG™	
UNITED STATES: 1-800-346-4175 (LONDONDERRY, NH)		ITEM NO: N/A	CAT. NO: YA31L-2-FX- (TABLE)
CANADA: 1-800-361-6975 (QUEBEC) 1-800-387-6487 (ALL OTHER PROVINCES)		DRAWN BY: D. FILLION 12/07/92	CHECKER: K. HENRY 12/10/92
FOR PRODUCT INFO: http://www.burndy.com		DSN APPVL: C. PALAGI 12/14/92	MFG APPVL: N/A --
		QA APPVL: A. LLOYD 12/14/92	MKT APPVL: T. NELSON 12/14/92
		PROD FAM: --	DRAWING NO: SE208119
		PROJECT #: --	REVISION: Y
		DOCUMENT TYPE: Sales	SCALE: NTS
		REL LEVEL: Released	SHEET 12 OF 19

REV	DATE	DESCRIPTION	ECO	BY	C.H.K.
Y	2021-03-01 10:05:00 EST	UPDATE AS PER MARKUP	220722022396	YR	RA

D

D

C




C

B

B


A

A

CATALOG NO.	FIG. NO.	CONDUCTOR			BOLT SIZE	DIMENSIONS										BURNDY INSTALLATION TOOLING (# CRIMPS)													
		FLEX	CODE (AWG)	NAVY 		B	C	E	H	K	L	N	O.D.	T REF.	Z MIN.	DIE INDEX	COLOR CODE	MECHANICAL RATCHET	HYDRAULIC			DIELESS (# CRIMPS)	WIRE STRIP LENGTH						
																		MD7-34R	Y750 Y35 Y39	Y46 	Y45 								
YA32L2NTCFX	1	300 kcmil Flex CLASS G,HI,K,M	--	--	1/2	1.19 [30]	1.40 [36]	1.75 [44]	--	.56 [14]	4.88 [124]	.63 [16]	.95 [24]	.19 [5]	.65 [17]	18 OR 324	RED	W31VT (2)	U3IRT (2)	U3IRT (2)	U3IRT (2)	HYDRAULIC: Y644M (1) PAT81KFT(1) YA81KFT(1) PAT444(1)	1-1/4"						
YA32L2NTCFX45	2							2.03 [52]	3.64 [93]																				
YA32L2NTCFX90	3							2.19 [56]																					
YA32L2TC38FX	1	300 kcmil Flex CLASS G,HI,K,M	--	--	3/8	1.19 [30]	1.40 [36]	1.00 [25]	--	.40 [10]	3.69 [94]	.41 [10]	.95 [24]	.19 [5]	.65 [17]	18 OR 324	RED	W31VT (2)	U3IRT (2)	U3IRT (2)	U3IRT (2)	HYDRAULIC: Y644M (1) PAT81KFT(1) YA81KFT(1) PAT444(1)	1-1/4"						
YA32L2TC38E2FX	1							.75 [19]	3.44 [87]																				
YA32L2TC38E10FX	1							1.25 [32]																					
YA32L2TC38FX45	2							313 DLO (775/24)	--															--	3/8	1.19 [30]	1.40 [36]	2.03 [52]	3.59 [91]
YA32L2TC38FX90	3																											1.00 [25]	

SEE SHEET 1 OF 19 FOR NOTES

TO ORDER BURNDY@PRODUCTS CALL		HYLUG™	
UNITED STATES: 1-800-346-4175 (LONDONDERRY, NH)		ITEM NO: N/A	CAT. NO: YA32L-2NTC-FX- (TABLE)
CANADA: 1-800-361-6975 (QUEBEC) 1-800-387-6487 (ALL OTHER PROVINCES)		DRAWN BY: D.FILLION 12/07/92	CHECKER: K.HENRY 12/10/92
FOR PRODUCT INFO: http://www.burndy.com		DSN APPVL: C.PALAGI 12/14/92	MFG APPVL: N/A --
		QA APPVL: A.LLOYD 12/14/92	MKT APPVL: T.NELSON 12/14/92
		PROD FAM: --	SCALE: NTS
		PROJECT #: --	SIZE: D
		DOCUMENT TYPE: Sales	DRAWING NO: SE208119
		REL LEVEL: Released	REV: Y
		SHEET 13 OF 19	



REV: CREO_08/10/21

REV	DATE	DESCRIPTION	ECO	BY	CHECK
Y	2021-03-01 10:05:00 EST	UPDATE AS PER MARKUP	220722022396	YR	RA

D	CATALOG NO.	FIG. NO.	CONDUCTOR			BOLT SIZE	DIMENSIONS									INSTALLATION TOOLING (# CRIMPS)							D														
			FLEX	CODE (AWG)	NAVY 5		B	C	E	H	K	L	N	O.D.	T. REF.	Z. MIN.	DIE INDEX	COLOR CODE	MECHANICAL		HYDRAULIC			DIELESS (# CRIMPS)	WIRE STRIP LENGTH												
																			MD7-34R	BCT500 Y500CT PAT600	Y750, Y35 Y39, BAT35 BAT750, PAT750	Y46 PAT46 4				Y45 3											
	YA34L2TC14FX	1	350 kcmil Flex CLASS G, HI, K, M	--	--	1.27 [32]	1.55 [39]	.62 [16]	--	.27 [7]	3.31 [84]	.31 [8]	1.06 [27]	.23 [6]	.32 [8]	19 OR 470	BLUE	W32VT (2)	W32VT (2) W32RT (2)	U32RT (2)	U32RT (2)	U32RT (2)	HYDRAULIC: Y644M (1) BAT644M (1) Y81KFT (2) PAT81KFT (2) PAT444(1)	1-5/16"													
	YA34L2TC14FX45	2		2.25 [57]	2.43 [62]	3.25 [83]			1.98 [50]																3.75 [95]	3.69 [94]	2.42 [61]	3.88 [99]	3.81 [97]	2.54 [65]	4.63 [118]	4.31 [109]	3.04 [77]	5.06 [129]	3.73 [95]		
	YA34L2TC14FX90	3		2.43 [62]	2.43 [62]	2.43 [62]			2.43 [62]																2.43 [62]	2.43 [62]	2.43 [62]	2.43 [62]	2.43 [62]	2.43 [62]	2.43 [62]	2.43 [62]	2.43 [62]	2.43 [62]	2.43 [62]	2.43 [62]	2.43 [62]
	YA34L2TC516FX	1		373 DLO (925/24)	↑	↑	5/16 [M8]	1.55 [39]	1.00 [25]	--	.33 [8]	3.69 [94]	.34 [9]	↑	↑	↑	↑	↑	↑	↑	↑	↑			↑	↑											
	YA34L2TC516FX45	2								2.25 [57]																	2.43 [62]	3.69 [94]	2.42 [61]	3.88 [99]	3.81 [97]	2.54 [65]	4.63 [118]	4.31 [109]	3.04 [77]	5.06 [129]	3.73 [95]
	YA34L2TC516FX90	3								2.43 [62]																	2.43 [62]	2.43 [62]	2.43 [62]	2.43 [62]	2.43 [62]	2.43 [62]	2.43 [62]	2.43 [62]	2.43 [62]	2.43 [62]	2.43 [62]
	YA34L2NT38FX	1		373 DLO (925/24)	↑	↑	3/8 [M10]	.96 [24]	1.00 [25]	--	.41 [10]	3.81 [97]	.41 [10]	↑	↑	↑	↑	↑	↑	↑	↑	↑			↑	↑											
	YA34L2NT38FX45	2								2.25 [57]																	2.43 [62]	3.81 [97]	2.54 [65]	4.63 [118]	4.31 [109]	3.04 [77]	5.06 [129]	3.73 [95]			
	YA34L2NT38FX90	3								2.43 [62]																	2.43 [62]	2.43 [62]	2.43 [62]	2.43 [62]	2.43 [62]	2.43 [62]	2.43 [62]	2.43 [62]	2.43 [62]	2.43 [62]	2.43 [62]
	YA34L2TC38FX	1		373 DLO (925/24)	↑	↑	3/8 [M10]	1.55 [39]	1.00 [25]	--	.41 [10]	3.81 [97]	.41 [10]	↑	↑	↑	↑	↑	↑	↑	↑	↑			↑	↑											
	YA34L2TC38FX45	2								2.25 [57]																	2.43 [62]	3.81 [97]	2.54 [65]	4.63 [118]	4.31 [109]	3.04 [77]	5.06 [129]	3.73 [95]			
	YA34L2TC38FX90	3								2.43 [62]																	2.43 [62]	2.43 [62]	2.43 [62]	2.43 [62]	2.43 [62]	2.43 [62]	2.43 [62]	2.43 [62]	2.43 [62]	2.43 [62]	2.43 [62]
	YA34L2NTC38FX	1		373 DLO (925/24)	↑	↑	3/8 [M10]	1.55 [39]	1.75 [44]	--	.41 [10]	4.56 [116]	.41 [10]	↑	↑	↑	↑	↑	↑	↑	↑	↑			↑	↑											
	YA34L2NTC38FX45	2								2.25 [57]																	2.43 [62]	4.56 [116]	3.29 [84]	4.38 [111]	4.31 [109]	3.04 [77]	5.06 [129]	3.73 [95]			
	YA34L2NTC38FX90	3								2.43 [62]																	2.43 [62]	2.43 [62]	2.43 [62]	2.43 [62]	2.43 [62]	2.43 [62]	2.43 [62]	2.43 [62]	2.43 [62]	2.43 [62]	2.43 [62]
	YA34L2TC12FX	1		350 kcmil Flex CLASS G, HI, K, M	↓	↓	1/2 [M12]	1.55 [39]	1.25 [32]	--	.53 [13]	4.31 [109]	.53 [13]	↓	↓	↓	↓	↓	↓	↓	↓	↓			↓	↓											
	YA34L2TC12FX45	2								2.25 [57]																	2.43 [62]	4.31 [109]	3.04 [77]	5.06 [129]	3.73 [95]						
	YA34L2TC12FX90	3								2.43 [62]																	2.43 [62]	2.43 [62]	2.43 [62]	2.43 [62]	2.43 [62]	2.43 [62]	2.43 [62]	2.43 [62]	2.43 [62]	2.43 [62]	2.43 [62]
	YA34L2NTCFX	1	373 DLO (925/24)	↓	↓	1/2 [M12]	1.55 [39]	1.75 [44]	--	.56 [14]	5.00 [127]	.63 [16]	↓	↓	↓	↓	↓	↓	↓	↓	↓	↓	↓														
	YA34L2NTCFX45	2							2.25 [57]															2.43 [62]	5.00 [127]	3.73 [95]											
	YA34L2NTCFX90	3							2.43 [62]															2.43 [62]	2.43 [62]	2.43 [62]	2.43 [62]	2.43 [62]	2.43 [62]	2.43 [62]	2.43 [62]	2.43 [62]	2.43 [62]	2.43 [62]	2.43 [62]	2.43 [62]	2.43 [62]

SEE SHEET 1 OF 19 FOR NOTES

TO ORDER BURNDY@PRODUCTS CALL		HYLUG™	
UNITED STATES: 1-800-346-4175 (LONDONDERRY, NH)		ITEM NO: N/A	CAT. NO: YA34L-2-TC-FX- (SEE TABLE)
CANADA: 1-800-361-6975 (QUEBEC) 1-800-387-6487 (ALL OTHER PROVINCES)		DRAWN BY: D.FILLION 12/07/92	CHECKER: K.HENRY 12/10/92
FOR PRODUCT INFO: http://www.burndy.com		DSN APPVL: C.PALAGI 12/14/92	MFG APPVL: N/A --
		QA APPVL: A.LLOYD 12/14/92	MKT APPVL: T.NELSON 12/14/92
		SCALE: NTS	
		PROD FAM: --	DRAWING NO: SE208119
		PROJECT #: --	REV: Y
		DOCUMENT TYPE: Sales	SHEET 14 OF 19
		REL LEVEL: Released	

REV: CREO_08/10/21

REV	DATE	DESCRIPTION	ECO	BY	C.H.K.
Y	2021-03-01 10:05:00 EST	UPDATE AS PER MARKUP	220722022396	YR	RA

D

D

C


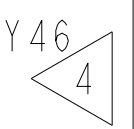
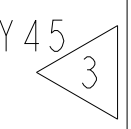
C

B

B

A


A

CATALOG NO.	FIG. NO.	CONDUCTOR			BOLT SIZE	DIMENSIONS										BURNDY INSTALLATION TOOLING (# CRIMPS)						
		FLEX	CODE (AWG)	NAVY 		B	C	E	H	K	L	N	O.D.	T REF.	Z MIN.	DIE INDEX	COLOR CODE	HYDRAULIC			DIELESS (# CRIMPS)	WIRE STRIP LENGTH
																		Y750 Y35 Y39	Y46 	Y45 		
YA36L2TC38FX	1	500 kcmil Flex CLASS G,H 444 DLO (1100/24)	--	--	3/8	1.38 [35]	1.74 [44]	1.00 [25]	--	.40 [10]	4.24 [108]	.50 [13]	1.19 [31]	.27 [7]	.53 [13]	20 OR 299	BROWN	U34RT (2)	U34RT (2)	U34RT (2)	HYDRAULIC: Y644M (1) PAT81KFT(1) YA81KFT(1) PAT444(1)	1-3/8"
YA36L2TC38FX45	2								2.48 [63]		4.21 [107]							5.24 [133]				
YA36L2TC38FX90	3								2.68 [68]		2.81 [71]											
YA36L2NTCFX	1	500 kcmil Flex CLASS G,H 444 DLO (1100/24)	--	--	1/2	1.38 [35]	1.74 [44]	1.75 [44]	--	.56 [14]	5.24 [133]	.63 [16]	1.19 [31]	.27 [7]	.65 [17]	20 OR 299	BROWN	U34RT (2)	U34RT (2)	U34RT (2)	HYDRAULIC: Y644M (1) PAT81KFT(1) YA81KFT(1) PAT444(1)	1-3/8"
YA36L2NTCFX45	2								2.48 [63]		5.21 [132]											
YA36L2NTCFX90	3								2.68 [68]		3.81 [97]											
YA36L2TC78E188FX	1	444 DLO (1100/24)	--	--	7/8	1.38 [35]	1.74 [44]	1.88 [48]	--	.94 [24]	5.86 [149]	.88 [23]	1.19 [31]	.27 [7]	.89 [23]	20 OR 299	BROWN	U34RT (2)	U34RT (2)	U34RT (2)		1-3/8"

SEE SHEET 1 OF 19 FOR NOTES

REV: CREO_08/10/21

TO ORDER BURNDY@PRODUCTS CALL		HYLUG™	
UNITED STATES: 1-800-346-4175 (LONDONDERRY, NH)		ITEM NO: N/A	CAT. NO: YA36L-2TC-FX- (SEE TABLE)
CANADA: 1-800-361-6975 (QUEBEC) 1-800-387-6487 (ALL OTHER PROVINCES)		DRAWN BY: D.FILLION 12/07/92	CHECKER: K.HENRY 12/10/92
FOR PRODUCT INFO: http://www.burndy.com		DSN APPVL: C.PALAGI 12/14/92	MFG APPVL: N/A --
		QA APPVL: A.LLOYD 12/14/92	MKT APPVL: T.NELSON 12/14/92
		PROD FAM: --	DRAWING NO: SE208119
		PROJECT #: --	REVISION: Y
		DOCUMENT TYPE: Sales	SHEET 15 OF 19
		REL LEVEL: Released	



REV	DATE	DESCRIPTION	ECO	BY	C'H'K.
Y	2021-03-01 10:05:00 EST	UPDATE AS PER MARKUP	220722022396	YR	RA

D	CATALOG NO.	FIG. NO.	CONDUCTOR			BOLT SIZE	DIMENSIONS									BURNDY INSTALLATION TOOLING (# CRIMPS)								
			FLEX	CODE (AWG)	NAVY		B	C	E	H	K	L	N	O.D.	T REF.	Z MIN.	DIE INDEX	COLOR CODE	HYDRAULIC			DIELESS (# CRIMPS)	WIRE STRIP LENGTH	
																			Y750 Y35 Y39	Y46 PAT46	Y45			
	YA38L2TC516FX	1	500 kcmil Flex CLASS H, I, K 550 kcmil CLASS G, H, I	--	--	5/16 [M8]	1.45 [37]	1.84 [47]	1.00 [25]	--	.33 [8]	4.04 [103]	.34 [9]	1.25 [32]	.27 [7]	.36 [9]	L99	PINK	U38XRT UR4140WE (2)	U38XRT UR4140WE (2)	U38XRT UR4140WE (2)	HYDRAULIC: Y644- SERIES (1) PAT644- SERIES (1) Y81KFT- SERIES (1) PAT81KFT- SERIES (1) Y4PC834- SERIES (1) PAT4PC834- SERIES (1) PAT444(1)	1-7/16"	
	YA38L2TC516FX45	2					2.60 [66]	2.80 [71]	2.53 [64]	.50 [13]	.53 [13]	.53 [13]	.56 [14]	.65 [17]	L99	PINK	U38XRT UR4140WE (2)	U38XRT UR4140WE (2)	U38XRT UR4140WE (2)					
	YA38L2TC516FX90	3					2.80 [71]	2.53 [64]	.53 [13]											.53 [13]	.56 [14]			.65 [17]
	YA38L2NT38FX	1	1.63 [41]	1.00 [25]	2.80 [71]	4.35 [111]	4.30 [109]	4.26 [108]														4.35 [111]	4.60 [117]	
	YA38L2NT38FX45	2	535 DLO (1350/24)	--	--	3/8 [M10]	1.35 [34]	1.84 [47]	1.00 [25]	--	.40 [10]	4.35 [111]	.50 [13]	1.25 [32]	.27 [7]	.53 [13]	L99	PINK	U38XRT UR4140WE (2)	U38XRT UR4140WE (2)	U38XRT UR4140WE (2)	HYDRAULIC: Y644- SERIES (1) PAT644- SERIES (1) Y81KFT- SERIES (1) PAT81KFT- SERIES (1) Y4PC834- SERIES (1) PAT4PC834- SERIES (1) PAT444(1)	1-7/16"	
	YA38L2NT38FX90	3					1.00 [25]	2.60 [66]	2.80 [71]	4.30 [109]	2.84 [72]	4.35 [111]	4.60 [117]	4.30 [109]	2.84 [72]	4.67 [119]	5.35 [136]	5.30 [134]	3.84 [98]	5.35 [136]	5.30 [134]			3.84 [98]
	YA38L2NT38FXG2	1					1.35 [34]	1.84 [47]	1.00 [25]	--	.40 [10]	4.35 [111]	4.60 [117]	4.30 [109]	2.84 [72]	4.67 [119]	5.35 [136]	5.30 [134]	3.84 [98]	5.35 [136]	5.30 [134]			3.84 [98]
	YA38L2TC38FX	1	500 kcmil Flex CLASS H, I, K 550 kcmil CLASS G, H, I	--	--	3/8 [M10]	1.84 [47]	1.25 [32]	1.00 [25]	--	.40 [10]	4.35 [111]	.50 [13]	1.25 [32]	.27 [7]	.53 [13]	L99	PINK	U38XRT UR4140WE (2)	U38XRT UR4140WE (2)	U38XRT UR4140WE (2)	HYDRAULIC: Y644- SERIES (1) PAT644- SERIES (1) Y81KFT- SERIES (1) PAT81KFT- SERIES (1) Y4PC834- SERIES (1) PAT4PC834- SERIES (1) PAT444(1)	1-7/16"	
	YA38L2TC38E10FX	1					1.00 [25]	2.60 [66]	2.80 [71]	4.30 [109]	2.84 [72]	4.35 [111]	4.60 [117]	4.30 [109]	2.84 [72]	4.67 [119]	5.35 [136]	5.30 [134]	3.84 [98]	5.35 [136]	5.30 [134]			3.84 [98]
	YA38L2TC38FX45	2					1.00 [25]	2.60 [66]	2.80 [71]	4.30 [109]	2.84 [72]	4.35 [111]	4.60 [117]	4.30 [109]	2.84 [72]	4.67 [119]	5.35 [136]	5.30 [134]	3.84 [98]	5.35 [136]	5.30 [134]			3.84 [98]
	YA38L2TC38FX90	3	535 DLO (1350/24)	--	--	1/2 [M12]	1.25 [32]	1.84 [47]	1.00 [25]	--	.53 [13]	4.61 [117]	.53 [13]	1.25 [32]	.27 [7]	.56 [14]	L99	PINK	U38XRT UR4140WE (2)	U38XRT UR4140WE (2)	U38XRT UR4140WE (2)	HYDRAULIC: Y644- SERIES (1) PAT644- SERIES (1) Y81KFT- SERIES (1) PAT81KFT- SERIES (1) Y4PC834- SERIES (1) PAT4PC834- SERIES (1) PAT444(1)	1-7/16"	
	YA38L2TC12FX	1					1.25 [32]	2.60 [66]	2.80 [71]	4.61 [117]	3.16 [80]	4.67 [119]	5.35 [136]	5.30 [134]	3.84 [98]	5.35 [136]	5.30 [134]	3.84 [98]						
	YA38L2TC12FX45	2					1.25 [32]	2.60 [66]	2.80 [71]	4.61 [117]	3.16 [80]	4.67 [119]	5.35 [136]	5.30 [134]	3.84 [98]	5.35 [136]	5.30 [134]	3.84 [98]						
	YA38L2TC12FX90	3	500 kcmil Flex CLASS H, I, K 550 kcmil CLASS G, H, I	--	--	1/2 [M12]	1.75 [44]	1.84 [47]	1.00 [25]	--	.56 [14]	5.30 [134]	.63 [16]	1.75 [44]	.27 [7]	.65 [17]	L99	PINK	U38XRT UR4140WE (2)	U38XRT UR4140WE (2)	U38XRT UR4140WE (2)	HYDRAULIC: Y644- SERIES (1) PAT644- SERIES (1) Y81KFT- SERIES (1) PAT81KFT- SERIES (1) Y4PC834- SERIES (1) PAT4PC834- SERIES (1) PAT444(1)	1-7/16"	
	YA38L2NTCFX	1					1.75 [44]	2.60 [66]	2.80 [71]	5.30 [134]	3.84 [98]	5.35 [136]	5.30 [134]	3.84 [98]	5.35 [136]	5.30 [134]	3.84 [98]							
	YA38L2NTCFX45	2					1.75 [44]	2.60 [66]	2.80 [71]	5.30 [134]	3.84 [98]	5.35 [136]	5.30 [134]	3.84 [98]	5.35 [136]	5.30 [134]	3.84 [98]							
	YA38L2NTCFX90	3	535 DLO (1350/24)	--	--	1/2 [M12]	1.75 [44]	1.84 [47]	1.00 [25]	--	.56 [14]	5.30 [134]	.63 [16]	1.75 [44]	.27 [7]	.65 [17]	L99	PINK	U38XRT UR4140WE (2)	U38XRT UR4140WE (2)	U38XRT UR4140WE (2)	HYDRAULIC: Y644- SERIES (1) PAT644- SERIES (1) Y81KFT- SERIES (1) PAT81KFT- SERIES (1) Y4PC834- SERIES (1) PAT4PC834- SERIES (1) PAT444(1)	1-7/16"	
	YA38L2NNTFX	1					1.75 [44]	2.60 [66]	2.80 [71]	5.30 [134]	3.84 [98]	5.35 [136]	5.30 [134]	3.84 [98]	5.35 [136]	5.30 [134]	3.84 [98]							
	YA38L2NNTFX45	2					1.75 [44]	2.60 [66]	2.80 [71]	5.30 [134]	3.84 [98]	5.35 [136]	5.30 [134]	3.84 [98]	5.35 [136]	5.30 [134]	3.84 [98]							
	YA38L2NNTFX90	3	535 DLO (1350/24)	--	--	1/2 [M12]	1.75 [44]	1.84 [47]	1.00 [25]	--	.56 [14]	5.30 [134]	.63 [16]	1.75 [44]	.27 [7]	.65 [17]	L99	PINK	U38XRT UR4140WE (2)	U38XRT UR4140WE (2)	U38XRT UR4140WE (2)	HYDRAULIC: Y644- SERIES (1) PAT644- SERIES (1) Y81KFT- SERIES (1) PAT81KFT- SERIES (1) Y4PC834- SERIES (1) PAT4PC834- SERIES (1) PAT444(1)	1-7/16"	
	YA38L2NNTFX45	2					1.75 [44]	2.60 [66]	2.80 [71]	5.30 [134]	3.84 [98]	5.35 [136]	5.30 [134]	3.84 [98]	5.35 [136]	5.30 [134]	3.84 [98]							
	YA38L2NNTFX90	3					1.75 [44]	2.60 [66]	2.80 [71]	5.30 [134]	3.84 [98]	5.35 [136]	5.30 [134]	3.84 [98]	5.35 [136]	5.30 [134]	3.84 [98]							

SEE SHEET 1 OF 19 FOR NOTES

TO ORDER BURNDY@PRODUCTS CALL
 UNITED STATES:
 1-800-346-4175 (LONDONDERRY, NH)
 CANADA:
 1-800-361-6975 (QUEBEC)
 1-800-387-6487 (ALL OTHER PROVINCES)
 FOR PRODUCT INFO: <http://www.burndy.com>

HYLUG™

ITEM NO:	N/A
CAT. NO:	YA38L-2TC-FX- (SEE TABLE)
DRAWN BY:	D. FILLION 12/08/92
CHECKER:	K. HENRY 12/10/92
DSN APPVL:	C. PALAGI 12/14/92
MFG APPVL:	N/A --
QA APPVL:	A. LLOYD 12/14/92
MKT APPVL:	T. NELSON 12/14/92
PROD FAM:	--
PROJECT #:	--
DOCUMENT TYPE:	Sales
REL LEVEL:	Released

DRAWING NO: SE208119
 SCALE: NTS
 SHEET 16 OF 19

REV: CREO_08/10/21

REV	DATE	DESCRIPTION	ECO	BY	C'H'K.
Y	2021-03-01 10:05:00 EST	UPDATE AS PER MARKUP	220722022396	YR	RA

D

D

C

C

B

B

A

A

CATALOG NO.	FIG. NO.	CONDUCTOR			BOLT SIZE	DIMENSIONS									INSTALLATION TOOLING (# CRIMPS)																										
		FLEX	CODE (AWG)	NAVY		B	C	E	H	K	L	N	O.D.	T REF.	Z MIN.	DIE INDEX	COLOR CODE	HYDRAULIC			DIELESS (# CRIMPS)	WIRE STRIP LENGTH																			
																		PAT750 Y750 Y35 Y39	Y46	Y45																					
YA39L2TC38E10FX	1				3/8 [M10]			1.25 [32]	--	.41 [10]	4.61 [117]	.50 [13]																													
YA39L2NTCFX	1	600 kcmil Flex CLASS G,H,I,K	--	--	1/2 [M12]	1.42 [36]	1.91 [49]	1.75 [44]	2.65 [65]	.56 [14]	5.31 [135]	.63 [16]	1.30 [33]	.27 [7]	.51 [13]	400	PINK	U38RT (2)	U38RT (2)	U38RT (2)	HYDRAULIC: Y644M (1) PAT81KFT(2) YA81KFT(2) PAT444(1)	1-1/2"																			
YA39L2NTCFX45	2																																								
YA39L2NTCFX90	3																																								

SEE SHEET 1 OF 19 FOR NOTES

TO ORDER BURNDY@PRODUCTS CALL		HYLUG™	
UNITED STATES: 1-800-346-4175 (LONDON DERRY, NH)		ITEM NO: N/A	
CANADA: 1-800-361-6975 (QUEBEC) 1-800-387-6487 (ALL OTHER PROVINCES)		CAT. NO: YA39L-2NTC-FX- (SEE TABLE)	
FOR PRODUCT INFO: http://www.burndy.com		DRAWN BY: D.FILLION 12/08/92	
		CHECKER: K.HENRY 12/10/92	
		DSN APPVL: C.PALAGI 12/14/92	
		MFG APPVL: N/A --	
		QA APPVL: A.LLOYD 12/14/92	
		MKT APPVL: T.NELSON 12/14/92	
		SCALE: NTS	
		PROD FAM: --	
		DRAWING NO	
		PROJECT #: --	
		SIZE	
		DOCUMENT TYPE: Sales	
		REL LEVEL: Released	
		SE208119	
		SHEET 17 OF 19	
		Y	

REV: CREO_08/10/21

REV	DATE	DESCRIPTION	ECO	BY	C.H.K.
Y	2021-03-01 10:05:00 EST	UPDATE AS PER MARKUP	220722022396	YR	RA

D

D

C


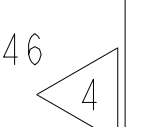

C

B

B


A

A

CATALOG NO.	FIG. NO.	CONDUCTOR			BOLT SIZE	DIMENSIONS									INSTALLATION TOOLING (# CRIMPS)							
		FLEX	CODE (AWG)	NAVY 		B	C	E	H	K	L	N	O.D.	T REF.	Z MIN.	DIE INDEX	COLOR CODE	HYDRAULIC			DIELESS (# CRIMPS)	WIRE STRIP LENGTH
																		Y750 Y35 Y39	Y46 	Y45 		
YA40L2TC38FX	1	650 kcmil Flex CLASS G	--	--	3/8	1.42 [36]	1.98 [50]	1.00 [25]	--	.41 [10]	4.38 [111]	.50 [13]	1.35 [34]	.30 [8]	.52 [13]	24	BLACK	U39RT (2)	U39RT (2)	U39RT (2)	HYDRAULIC: Y644M (1) PAT81KFT(2) YA81KFT(2) PAT444(1)	1-5/16"
YA40L2TC38FX45	2					2.71 [69]			5.38 [137]													
YA40L2TC38FX90	3					2.89 [73]			2.91 [74]													
YA40L2NNTFX	1	650 kcmil Flex CLASS G	--	--	1/2	1.63 [41]	1.75 [44]	--	.56 [14]	5.38 [137]	.63 [16]	1.35 [34]	.30 [8]	.65 [17]	24	BLACK	U39RT (2)	U39RT (2)	U39RT (2)	HYDRAULIC: Y644M (1) PAT81KFT(2) YA81KFT(2) PAT444(1)	1-5/16"	
YA40L2NNTFX45	2							2.71 [69]		5.38 [137]												
YA40L2NNTFX90	3							2.89 [73]		3.91 [99]												
YA40L2NTCFX	1	650 kcmil Flex CLASS G	--	--	1/2	1.98 [50]	1.75 [44]	--	.56 [14]	5.38 [137]	.63 [16]	1.35 [34]	.30 [8]	.65 [17]	24	BLACK	U39RT (2)	U39RT (2)	U39RT (2)	HYDRAULIC: Y644M (1) PAT81KFT(2) YA81KFT(2) PAT444(1)	1-5/16"	
YA40L2NTCFX45	2							2.71 [69]		5.38 [137]												
YA40L2NTCFX90	3							2.89 [73]		3.91 [99]												

SEE SHEET 1 OF 19 FOR NOTES

TO ORDER BURNDY@PRODUCTS CALL		HYLUG™	
UNITED STATES: 1-800-346-4175 (LONDONDERRY, NH)		ITEM NO: N/A	CAT. NO: YA40L-2-T-FX- (SEE TABLE)
CANADA: 1-800-361-6975 (QUEBEC) 1-800-387-6487 (ALL OTHER PROVINCES)		DRAWN BY: D.FILLION 12/08/92	CHECKER: K.HENRY 12/10/92
FOR PRODUCT INFO: http://www.burndy.com		DSN APPVL: C.PALAGI 12/14/92	MFG APPVL: N/A --
		QA APPVL: A.LLOYD 12/14/92	MKT APPVL: T.NELSON 12/14/92
		PROD FAM: --	DRAWING NO: SE208119
		PROJECT #: --	SCALE: NTS
		DOCUMENT TYPE: Sales	REV: Y
		REL LEVEL: Released	SHEET 18 OF 19



REV: CREO_08/10/21

D

C

B



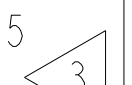
A

D

C

B

A

CATALOG NO.	FIG. NO.	CONDUCTOR			BOLT SIZE	DIMENSIONS									INSTALLATION TOOLING (# CRIMPS)							
		FLEX	CODE (AWG)	NAVY 		B	C	E	H	K	L	N	O.D.	T REF.	Z MIN.	DIE INDEX	COLOR CODE	HYDRAULIC			DIELESS (# CRIMPS)	WIRE STRIP LENGTH
																		Y750 Y35 Y39	Y46 	Y45 		
YA44L2TC38FX	1	750 kcmil Flex CLASS G,H,I	--	--	3/8	1.65 [42]	2.19 [56]	--	--	.40 [10]	4.74 [120]	.50 [13]	1.50 [38]	.33 [8]	.53 [13]	L115	YELLOW	U44XRT (2)	U44XRT (2)	U44XRT (2)	HYDRAULIC: Y644M (1) PAT81KFT(2) YA81KFT(2) PAT444(1)	1-5/8"
YA44L2TC38FX45	2		1.00 [25]	3.07 [78]		4.71 [120]	1.50 [38]	.33 [8]	.53 [13]	L115	YELLOW	U44XRT (2)	U44XRT (2)	U44XRT (2)								
YA44L2TC38FX90	3		3.29 [84]	3.02 [77]		1.50 [38]	.33 [8]	.53 [13]														
YA44L2TC12FX	1		1.25 [32]	3.07 [78]	.53 [13]	5.05 [128]	.53 [13]	.56 [14]														
YA44L2TC12FX45	2		3.29 [84]	3.33 [85]	1/2	1.50 [38]	3.07 [78]	.53 [13]	5.27 [134]	.53 [13]	.56 [14]	L115	YELLOW	U44XRT (2)	U44XRT (2)	U44XRT (2)						
YA44L2TC12FX90	3		3.29 [84]	3.58 [91]																		
YA44L2TC12E3FX	1		1.50 [38]	3.07 [78]													.53 [13]	5.30 [135]	.53 [13]	.56 [14]		
YA44L2TC12E3FX45	2		3.29 [84]	3.58 [91]	1/2	1.75 [44]	3.07 [78]	.56 [14]	5.71 [145]	.63 [16]	.65 [17]	L115	YELLOW	U44XRT (2)	U44XRT (2)	U44XRT (2)						
YA44L2TC12E3FX90	3		3.29 [84]	4.02 [102]																		
YA44L2NTCFX	1		1.75 [44]	3.07 [78]													.56 [14]	5.74 [146]	.63 [16]	.65 [17]		
YA44L2NTCFX45	2		3.29 [84]	4.02 [102]	5/8	1.50 [38]	3.07 [78]	.69 [17]	5.52 [140]	.66 [17]	.68 [17]	L115	YELLOW	U44XRT (2)	U44XRT (2)	U44XRT (2)						
YA44L2NTCFX90	3		3.29 [84]	3.83 [97]																		
YA44L2TC58FX	1		1.50 [38]	3.07 [78]													.69 [17]	5.55 [141]	.66 [17]	.68 [17]		
YA44L2TC58FX45	2		3.29 [84]	3.83 [97]	3/8	1.63 [41]	1.00 [25]	.40 [10]	4.71 [120]	.50 [13]	.53 [13]	L115	YELLOW	U44XRT (2)	U44XRT (2)	U44XRT (2)						
YA44L2TC58FX90	3		3.29 [84]	3.02 [77]																		
YA44L2NT38FX	1	1.63 [41]	1.00 [25]	.40 [10]													4.74 [120]	.50 [13]	.53 [13]			
YA44L2NT38FX45	2	3.29 [84]	3.02 [77]	1/2	1.63 [41]	1.75 [44]	.56 [14]	5.71 [145]	.63 [16]	.65 [17]	L115	YELLOW	U44XRT (2)	U44XRT (2)	U44XRT (2)							
YA44L2NT38FX90	3	3.29 [84]	4.02 [102]																			
YA44L2NNTFX	1	1.63 [41]	1.75 [44]													.56 [14]	5.74 [146]	.63 [16]	.65 [17]			
YA44L2NNTFX45	2	3.29 [84]	4.02 [102]	1/2	1.65 [42]	1.75 [44]	.56 [14]	5.71 [145]	.63 [16]	.65 [17]	L115	YELLOW	U44XRT (2)	U44XRT (2)	U44XRT (2)							
YA44L2NNTFX90	3	3.29 [84]	4.02 [102]																			
YA44L2NNTFX	1	1.65 [42]	1.75 [44]													.56 [14]	5.74 [146]	.63 [16]	.65 [17]			

SEE SHEET 1 OF 19 FOR NOTES

TO ORDER BURNDY@PRODUCTS CALL		HYLUG™	
UNITED STATES: 1-800-346-4175 (LONDONDERRY, NH)		ITEM NO: N/A	CAT. NO: YA44L-2TC-FX- (SEE TABLE)
CANADA: 1-800-361-6975 (QUEBEC) 1-800-387-6487 (ALL OTHER PROVINCES)		DRAWN BY: D.FILLION 12/08/92	CHECKER: K.HENRY 12/10/92
FOR PRODUCT INFO: http://www.burndy.com		DSN APPVL: C.PALAGI 12/14/92	MFG APPVL: N/A --
		QA APPVL: A.LLOYD 12/14/92	MKT APPVL: T.NELSON 12/14/92
		PROD FAM: --	DRAWING NO: REV
		PROJECT #: --	SIZE: SE208119
		DOCUMENT TYPE: Sales	REL LEVEL: Released
		SCALE: NTS	
		SHEET 19 OF 19	

REV: CREO_08/10/21