



#### Electrical Interlocking Bridge



For Use with...	Pkg. Qty. ①	Catalog Number
XTCE007B–XTCE015B	20	<b>XTCEXLBB</b>

#### Star-Delta (Wye-Delta) Bridge

For Use with...	Pkg. Qty. ①	Catalog Number	
<b>XTCEXSDB</b>	XTCE007B–XTCE015B	20	<b>XTCEXSDBB</b> ②
			
<b>XTCEXSDB_</b>	XTCE080F–XTCE170G	1	<b>XTCEXSDBG</b>
	XTCE185L–XTCE400M	1	<b>XTCEXSDB400</b>
	XTCE500M	1	<b>XTCEXSDB500</b>

Component part of star-delta link kit (XTCEXSDL\_). Commons the three phases on the line side of shorting contactor.



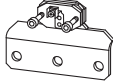
#### Connector

For Use with...	Pkg. Qty. ①	Catalog Number	
<b>XTCEXCNC</b>	XTCE007B–XTCE032C	50	<b>XTCEXCNC</b>
			
<b>XTCEXCNG</b>	XTCE040D–XTCE170G	10	<b>XTCEXCNG</b>
			

#### Notes


- ① Orders must be placed in multiples of package quantity listed.
- ② Frame B is toolless connection type.
- ③ For mechanically arranging contactors in combinations. Distance between contactors is 0 mm.
- ④ Fourth pole can be broken off: four-pole:  $I_{th} = 60A$ ; three-pole:  $I_{th} = 50A$ .
- ⑤ AC-1 current carrying capacity of the contactor increases by a factor of 2.5. For XTCEXPLKL185, one shroud is included for protection against accidental contact.
- ⑥ Protected against accidental contact in accordance with IEC 536.
- ⑦ Quantity 1 equals one sheet. One sheet contains 240 labels.

#### Parallel Link ④⑤⑥

For Use with...	Pkg. Qty. ①	Catalog Number	
<b>XTCEXPLKB</b>	XTCE007B–XTCE015B	5	<b>XTCEXPLKB</b>
			
<b>XTCEXPLK_</b>	XTCE018C–XTCE032C	5	<b>XTCEXPLKC</b>
	XTCE040D–XTCE072D	1	<b>XTCEXPLKD</b>
	XTCE080F–XTCE170G	1	<b>XTCEXPLKG</b>
<b>XTCEXPLKL185</b>	XTCE185L	1	<b>XTCEXPLKL185</b>
			


For using one contactor per phase. Each package comes with two links for line: load.

#### Terminal Lug Assembly

For Use with...	Pkg. Qty. ①	Catalog Number	
<b>XTCEXTLA400</b>	XTCE185–XTCE225H	1	<b>XTCEXTLA225A</b>
	XTCS250L–XTCS400M, XTCE250L_–XTCE400M_	2	<b>XTCEXTLA400</b>

For connection of: round conductor, flexible and stranded, flat strip conductor, with control circuit terminal. See **Page V5-T1-97** for terminal capacities.

#### Contactor Labels

For Use with...	Pkg. Qty. ①	Catalog Number	
<b>XGKE-GE</b>	XTC...	25	<b>XGKE-GE</b> ⑦
			

#### Electrical Interlocking Bridge

For Use with...	Pkg. Qty. ①	Catalog Number
XTCE007B–XTCE015B	20	<b>XTCEXLBB</b>

#### Star-Delta (Wye-Delta) Bridge

##### XTCEXSDB



For Use with...	Pkg. Qty. ①	Catalog Number
XTCE007B–XTCE015B	20	<b>XTCEXSDBB</b> ②
XTCE080F–XTCE170G	1	<b>XTCEXSDBG</b>
XTCE185L–XTCE400M	1	<b>XTCEXSDB400</b>
XTCE500M	1	<b>XTCEXSDB500</b>



Component part of star-delta link kit (XTCEXSDL\_). Commons the three phases on the line side of shorting contactor.

#### Connector

##### XTCEXCNC



For Use with...	Pkg. Qty. ①	Catalog Number
XTCE007B–XTCE032C	50	<b>XTCEXCNC</b>

##### XTCEXCNG



For Use with...	Pkg. Qty. ①	Catalog Number
XTCE040D–XTCE170G	10	<b>XTCEXCNG</b>

#### Notes

- ① Orders must be placed in multiples of package quantity listed.
- ② Frame B is toolless connection type.
- ③ For mechanically arranging contactors in combinations. Distance between contactors is 0 mm.
- ④ Fourth pole can be broken off: four-pole:  $I_{th} = 60A$ ; three-pole:  $I_{th} = 50A$ .
- ⑤ AC-1 current carrying capacity of the contactor increases by a factor of 2.5. For XTCEXPLKL185, one shroud is included for protection against accidental contact.
- ⑥ Protected against accidental contact in accordance with IEC 536.
- ⑦ Quantity 1 equals one sheet. One sheet contains 240 labels.

#### Parallel Link ④⑤⑥

##### XTCEXPLKB



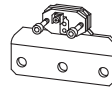
For Use with...	Pkg. Qty. ①	Catalog Number
XTCE007B–XTCE015B	5	<b>XTCEXPLKB</b>

##### XTCEXPLK\_



XTCE018C–XTCE032C	5	<b>XTCEXPLKC</b>
XTCE040D–XTCE072D	1	<b>XTCEXPLKD</b>
XTCE080F–XTCE170G	1	<b>XTCEXPLKG</b>

##### XTCEXPLKL185



XTCE185L	1	<b>XTCEXPLKL185</b>
----------	---	---------------------

For using one contactor per phase. Each package comes with two links for line: load.

#### Terminal Lug Assembly

##### XTCEXTLA400



For Use with...	Pkg. Qty. ①	Catalog Number
XTCE185–XTCE225H	1	<b>XTCEXTLA225A</b>
XTCS250L–XTCS400M, XTCE250L_–XTCE400M_	2	<b>XTCEXTLA400</b>

For connection of: round conductor, flexible and stranded, flat strip conductor, with control circuit terminal. See **Page V5-T1-97** for terminal capacities.

##### XGKE-GE



#### Contactors Labels

For Use with...	Pkg. Qty. ①	Catalog Number
XTC...	25	<b>XGKE-GE</b> ⑦