

#### XTMC Miniature Contactor



### Miniature Controls

#### Product Description

Eaton's new line of **XT** miniature controls includes non-reversing and reversing mini contactors, mini overload relays and snap-on accessories. A wide range of applications is possible, including small electrical motors from fractional to 5 hp (460 Vac) or up to 4 kW (400 Vac).

#### Application Description

Due to its compact size, the **XT** line of mini controls is best suited to be applied in light-duty loads, such as hoisting, packaging, material handling, heating, lighting and automation systems. **XT** mini contactors are a particularly compact, economic and environmentally friendly solution wherever control of small motors or loads is required.

#### Features

##### Mini Contactors—Types XTMC and XTMF, 6–9A

- AC control from 12V to 550V 50 Hz, 600V 60 Hz
- DC control from 12V to 220V
- Reversing or non-reversing
- Three- and four-pole configurations
  - Three-pole XTMC
  - Four-pole XTMF
- Panel or DIN rail mounting
- IP20 finger and back-of-hand proof
- Low noise operation
- High degree of climatic proofing
- Large ambient temperature range –25° to 50°C [–13° to 122°F]

### Contents

#### Description

Relays and Timers . . . . .	V5-T1-3
Miniature Controls	
Catalog Number Selection . . . . .	V5-T1-19
Product Selection . . . . .	V5-T1-20
Accessories . . . . .	V5-T1-24
Technical Data and Specifications . . . . .	V5-T1-27
Wiring Diagrams . . . . .	V5-T1-32
Dimensions . . . . .	V5-T1-34



Contactors and Starters . . . . .	V5-T1-35
Thermal Overload Relays . . . . .	V5-T1-130
C440/XT Electronic Overload Relay . . . . .	V5-T1-143
Manual Motor Protectors . . . . .	V5-T1-159
Combination Motor Controllers . . . . .	V5-T1-193
<b>XT</b> Electronic Manual Motor Protector . . . . .	V5-T1-219
EMS—Electronic Motor Starter . . . . .	V5-T1-232
<b>XT</b> DC Contactors . . . . .	V5-T1-234
Reference Data . . . . .	V5-T1-236

#### Standards and Certifications

- IEC EN 60947
- CE approved
- UL
- CSA
- CCC

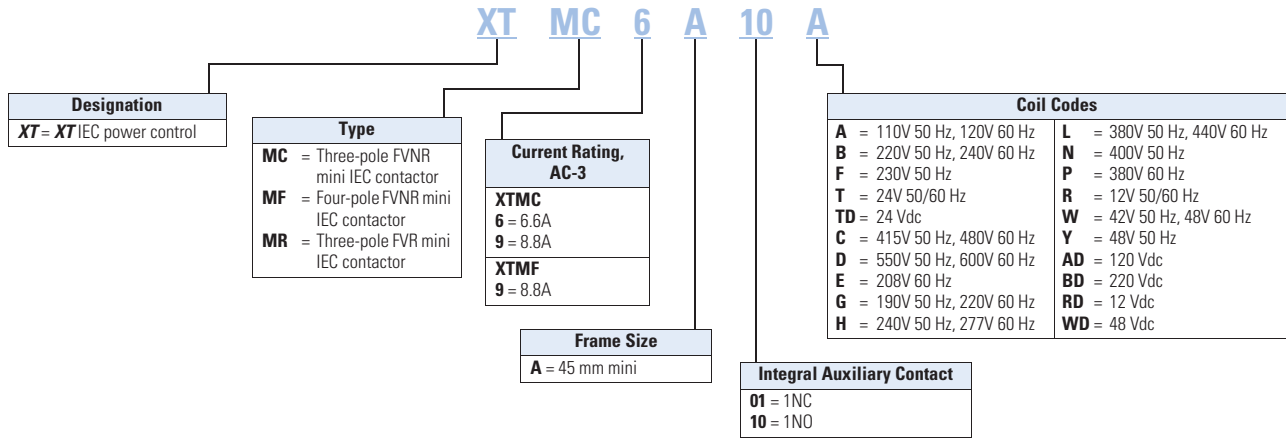


**Instructional Leaflets**

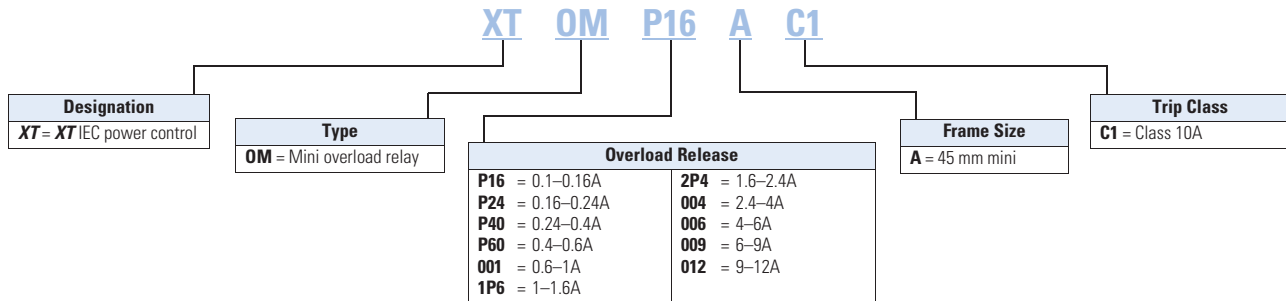
- Pub51219 XTMC, XTMF Mini Contactors, XTRM Mini Control Relay and Accessories
- Pub51243 XTOM Mini Overload Relays
- Pub51206 Mini Reversing Link Kits
- MN03402002E XTOM Mini Overload Relays Installation and User Manual

**Catalog Number Selection**

**XT IEC Miniature Contactors**



**XT IEC Miniature Overload Relays**



## Magnet Coil Suffix

Coil Voltage	Suffix Code	Coil Voltage	Suffix Code	Coil Voltage	Suffix Code	Coil Voltage	Suffix Code
110V 50 Hz, 120V 60 Hz	<b>A</b>	415V 50 Hz, 480V 60 Hz	<b>C</b>	400V 50 Hz	<b>N</b>	120 Vdc	<b>AD</b>
220V 50 Hz, 240V 60 Hz	<b>B</b>	550V 50 Hz, 600V 60 Hz	<b>D</b>	380V 60 Hz	<b>P</b>	220 Vdc	<b>BD</b>
230V 50 Hz	<b>F</b>	208V 60 Hz	<b>E</b>	12V 50/60 Hz	<b>R</b>	12 Vdc	<b>RD</b>
24V 50/60 Hz	<b>T</b>	190V 50 Hz, 220V 60 Hz	<b>G</b>	24V 50 Hz	<b>U</b>	48 Vdc	<b>WD</b>
24 Vdc	<b>TD</b> ①	240V 50 Hz, 277V 60 Hz	<b>H</b>	42V 50 Hz, 48V 60 Hz	<b>W</b>	—	—
—	—	380V 50 Hz, 440V 60 Hz	<b>L</b>	48V 50 Hz	<b>Y</b>	—	—

## Mini Overload Relays

## XTOM\_ Mini Overload Relays ②③



Overload Release I <sub>n</sub>	Trip Class	Contact Sequence	Contact Configuration	Short-Circuit Protection (A)		Circuit Breaker	CEC/NEC Fuse	Catalog Number
				Type 1 Coordination, gG/gL	Type 2 Coordination, gG/gL			
0.1–0.16A	10A	97 95	1NO-1NC	20	0.5	15	—	<b>XTOMP16AC1</b>
0.16–0.24A	10A		1NO-1NC	20	1	15	—	<b>XTOMP24AC1</b>
0.24–0.4A	10A		1NO-1NC	20	2	15	—	<b>XTOMP40AC1</b>
0.4–0.6A	10A		1NO-1NC	20	2	15	—	<b>XTOMP60AC1</b>
0.6–1A	10A		1NO-1NC	20	4	15	3	<b>XTOM001AC1</b>
1–1.6A	10A		1NO-1NC	20	6	15	6	<b>XTOM1P6AC1</b>
1.6–2.4A	10A		1NO-1NC	20	6	15	6	<b>XTOM2P4AC1</b>
2.4–4A	10A		1NO-1NC	20	—	15	15	<b>XTOM004AC1</b>
4–6A	10A		1NO-1NC	20	—	15	20	<b>XTOM006AC1</b>
6–9A	10A		1NO-1NC	20	—	15	35	<b>XTOM009AC1</b>
9–12A	10A		1NO-1NC	—	—	—	45	<b>XTOM012AC1</b>

## Notes

- ① With DC operation: Integrated diode resistor combination, coil rating 2.6W.  
 ② Short-circuit protection: Observe the maximum permissible fuse of the contactor with direct device mounting. See MN03402002E for more information.  
 ③ When fitted directly to the contactor, a clearance of at least 5 mm is required between the overload relays.

#### XTMC Miniature Contactor



### Miniature Controls

#### Product Description

Eaton's new line of **XT** miniature controls includes non-reversing and reversing mini contactors, mini overload relays and snap-on accessories. A wide range of applications is possible, including small electrical motors from fractional to 5 hp (460 Vac) or up to 4 kW (400 Vac).

#### Application Description

Due to its compact size, the **XT** line of mini controls is best suited to be applied in light-duty loads, such as hoisting, packaging, material handling, heating, lighting and automation systems. **XT** mini contactors are a particularly compact, economic and environmentally friendly solution wherever control of small motors or loads is required.


#### Features

##### Mini Contactors—Types XTMC and XTMF, 6–9A

- AC control from 12V to 550V 50 Hz, 600V 60 Hz
- DC control from 12V to 220V
- Reversing or non-reversing
- Three- and four-pole configurations
  - Three-pole XTMC
  - Four-pole XTMF
- Panel or DIN rail mounting
- IP20 finger and back-of-hand proof
- Low noise operation
- High degree of climatic proofing
- Large ambient temperature range –25° to 50°C [–13° to 122°F]

### Contents

#### Description

	<i>Page</i>
Relays and Timers . . . . .	<b>V5-T1-3</b>
Miniature Controls	
Catalog Number Selection . . . . .	<b>V5-T1-19</b>
Product Selection . . . . .	<b>V5-T1-20</b>
Accessories . . . . .	<b>V5-T1-24</b>
Technical Data and Specifications . . . . .	<b>V5-T1-27</b>
Wiring Diagrams . . . . .	<b>V5-T1-32</b>
Dimensions . . . . .	<b>V5-T1-34</b>
 An Eaton Green Solution	
Contactors and Starters . . . . .	<b>V5-T1-35</b>
Thermal Overload Relays . . . . .	<b>V5-T1-130</b>
C440/ <b>XT</b> Electronic Overload Relay . . . . .	<b>V5-T1-143</b>
Manual Motor Protectors . . . . .	<b>V5-T1-159</b>
Combination Motor Controllers . . . . .	<b>V5-T1-193</b>
<b>XT</b> Electronic Manual Motor Protector . . . . .	<b>V5-T1-219</b>
EMS—Electronic Motor Starter . . . . .	<b>V5-T1-232</b>
<b>XT</b> DC Contactors . . . . .	<b>V5-T1-234</b>
Reference Data . . . . .	<b>V5-T1-236</b>

#### Standards and Certifications

- IEC EN 60947
- CE approved
- UL
- CSA
- CCC



##### Mini Overload Relays—Bimetallic Type XTOM

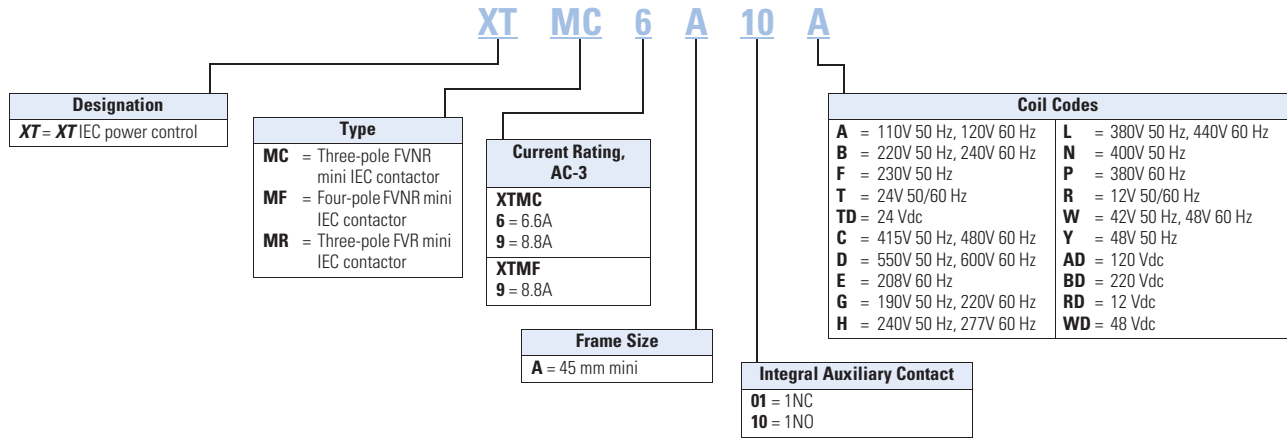
- Phase failure sensitivity
- Direct mount to XTMC and XTMF mini contactors
- Trip Class 10
- 11 settings to cover 0.1 to 12A
- Ambient temperature compensated –5° to 50°C [23° to 122°F]
- Manual and automatic reset by selector switch
- One make (NO) or one break (NC) auxiliary contact as standard
- Test/Off button
- Trip-free release

**Instructional Leaflets**

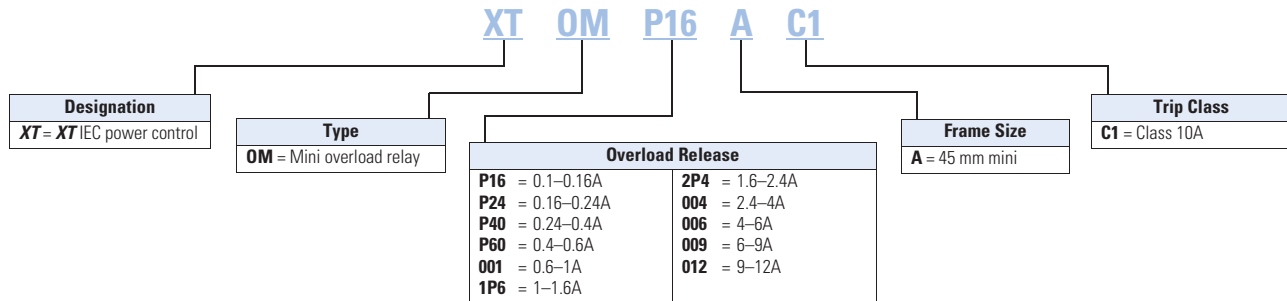
- Pub51219 XTMC, XTMF Mini Contactors, XTRM Mini Control Relay and Accessories
- Pub51243 XTOM Mini Overload Relays
- Pub51206 Mini Reversing Link Kits
- MN03402002E XTOM Mini Overload Relays Installation and User Manual

**Catalog Number Selection**

**XT IEC Miniature Contactors**



**XT IEC Miniature Overload Relays**



## Magnet Coil Suffix

Coil Voltage	Suffix Code	Coil Voltage	Suffix Code	Coil Voltage	Suffix Code	Coil Voltage	Suffix Code
110V 50 Hz, 120V 60 Hz	<b>A</b>	415V 50 Hz, 480V 60 Hz	<b>C</b>	400V 50 Hz	<b>N</b>	120 Vdc	<b>AD</b>
220V 50 Hz, 240V 60 Hz	<b>B</b>	550V 50 Hz, 600V 60 Hz	<b>D</b>	380V 60 Hz	<b>P</b>	220 Vdc	<b>BD</b>
230V 50 Hz	<b>F</b>	208V 60 Hz	<b>E</b>	12V 50/60 Hz	<b>R</b>	12 Vdc	<b>RD</b>
24V 50/60 Hz	<b>T</b>	190V 50 Hz, 220V 60 Hz	<b>G</b>	24V 50 Hz	<b>U</b>	48 Vdc	<b>WD</b>
24 Vdc	<b>TD</b> ①	240V 50 Hz, 277V 60 Hz	<b>H</b>	42V 50 Hz, 48V 60 Hz	<b>W</b>	—	—
—	—	380V 50 Hz, 440V 60 Hz	<b>L</b>	48V 50 Hz	<b>Y</b>	—	—

## Mini Overload Relays

## Mini Overload Relays ②③



Overload Release I <sub>n</sub>	Trip Class	Contact Sequence	Contact Configuration	Short-Circuit Protection (A)			CEC/NEC Fuse	Catalog Number
				Type 1 Coordination, gG/gL	Type 2 Coordination, gG/gL	Circuit Breaker		
0.1–0.16A	10A	97 95	1NO-1NC	20	0.5	15	—	<b>XTOMP16AC1</b>
0.16–0.24A	10A		1NO-1NC	20	1	15	—	<b>XTOMP24AC1</b>
0.24–0.4A	10A		1NO-1NC	20	2	15	—	<b>XTOMP40AC1</b>
0.4–0.6A	10A		1NO-1NC	20	2	15	—	<b>XTOMP60AC1</b>
0.6–1A	10A		1NO-1NC	20	4	15	3	<b>XTOM001AC1</b>
1–1.6A	10A		1NO-1NC	20	6	15	6	<b>XTOM1P6AC1</b>
1.6–2.4A	10A		1NO-1NC	20	6	15	6	<b>XTOM2P4AC1</b>
2.4–4A	10A		1NO-1NC	20		15	15	<b>XTOM004AC1</b>
4–6A	10A		1NO-1NC	20		15	20	<b>XTOM006AC1</b>
6–9A	10A		1NO-1NC	20		15	35	<b>XTOM009AC1</b>
9–12A	10A		1NO-1NC	—		—	45	<b>XTOM012AC1</b>

## Notes

- ① With DC operation: Integrated diode resistor combination, coil rating 2.6W.  
 ② Short-circuit protection: Observe the maximum permissible fuse of the contactor with direct device mounting. See MN03402002E for more information.  
 ③ When fitted directly to the contactor, a clearance of at least 5 mm is required between the overload relays.