

## XTSE Contactor



## XTSE Contactors

### Product Description

Eaton XTSE safety contactors are designed with the OEM and end customer in mind.

Providing enhanced levels of safety, XTSE contactors integrate to applications to not only achieve the highest safety circuits, but provide additional levels of protection that reinforce end-user safety.

### Application Description

With offerings up to 150 A and 125 hp, XTSE contactors were engineered to provide highly effective control and protection for motors, compressors and pumps, etc. XTSE contactors can be used in safety applications according to EN 954-1, EN ISO 13849-1 and IEC 62061 up to Category 4, PI e and SIL 3. Information concerning safety-related characteristics (B10 and B10d values) is available online. The auxiliary contact modules and built-in auxiliary contacts meet IEC EN 60947-5-1 Annex L (positively driven) and IEC EN 60947-4-1 Annex F (mirror contacts).

## Contents

### Description

|  | <i>Page</i>      |
|--|------------------|
| Relays and Timers .....                    | <b>V5-T1-3</b>   |
| Miniature Controls .....                   | <b>V5-T1-18</b>  |
| Contactors and Starters .....              | <b>V5-T1-35</b>  |
| XTSE Contactors                            |                  |
| Catalog Number Selection .....             | <b>V5-T1-129</b> |
| Product Selection .....                    | <b>V5-T1-129</b> |
| Thermal Overload Relays .....              | <b>V5-T1-130</b> |
| C440/XT Electronic Overload Relay .....    | <b>V5-T1-143</b> |
| Manual Motor Protectors .....              | <b>V5-T1-159</b> |
| Combination Motor Controllers .....        | <b>V5-T1-193</b> |
| XT Electronic Manual Motor Protector ..... | <b>V5-T1-219</b> |
| EMS—Electronic Motor Starter .....         | <b>V5-T1-232</b> |
| XT DC Contactors .....                     | <b>V5-T1-234</b> |
| Reference Data .....                       | <b>V5-T1-236</b> |

### Features and Benefits

#### Clear Inspection Window

- The clear inspection window located on top of the auxiliary contact prevents the contactor from being manually activated and also allows for safe status monitoring for the user

#### Rated for Highest Safety Characteristics

- XTSE contactors are able to integrate to safety circuits for up to category 4, PI e and SIL 3 applications
- SUVA Certified

#### Safety Agency Approval

- Integrated front-mounted auxiliary contacts
- XTSE contactors utilize a new enhanced latching mechanism to prevent removal of the auxiliary contact

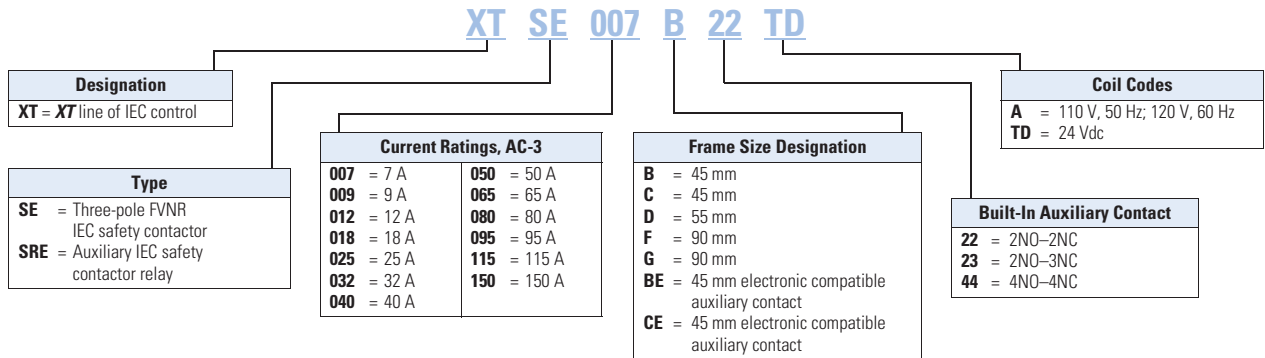
### Standards and Certifications

- CE Approved
- UL Listed
- IEC/EN 60947-4-1, 60947-5-1
- CSA Listed



Catalog Number Selection

XTSE Contactors



Product Selection

XTSRE10B



XTSE Safety Relay

| Conventional Thermal Current<br>$I_{th}$ (A) | Rated Operational Current<br>AC-15 $I_e$ (A) |           |       | Auxiliary Contacts  | Coil Voltage               |                |
|--|--|-----------|-------|---------------------|----------------------------|----------------|
|  | 220–240 V                                    | 380–415 V | 500 V |                     | 110 V, 50 Hz; 120 V, 60 Hz | 24 Vdc         |
|  |  |           |       | Catalog Number      | Catalog Number             | Catalog Number |
| 16   | 6  | 4         | 1.5   | 4NO, 4NC            | XTSRE10B44A                | XTSRE10B44TD   |
| 16   | 6  | 4         | 1.5   | 3NO, 3NC+1NO, 1NC ① | XTSRE10BE44A               | XTSRE10BE44TD  |

XTSE Safety Contactor

XTSE\_B\_



| Horsepower Rating (hp), Three-Phase |           |           |           | Auxiliary Contacts  | Coil Voltage               |                |
|-------------------------------------|-----------|-----------|-----------|---------------------|----------------------------|----------------|
| 200/208 V                           | 230/240 V | 460/480 V | 575/600 V |                     | 110 V, 50 Hz; 120 V, 60 Hz | 24 Vdc         |
|                                     |           |           |           | Catalog Number      | Catalog Number             | Catalog Number |
| 1-1/2                               | 2         | 3         | 5         | 2NO, 3NC            | XTSE007B23A                | XTSE007B23TD   |
| 3                                   | 3         | 5         | 7-1/2     | 2NO, 3NC            | XTSE009B23A                | XTSE009B23TD   |
| 3                                   | 3         | 10        | 10        | 2NO, 3NC            | XTSE012B23A                | XTSE012B23TD   |
| 1-1/2                               | 2         | 3         | 5         | 1NO, 2NC+1NO, 1NC ① | XTSE007BE23A               | XTSE007BE23TD  |
| 3                                   | 3         | 5         | 7-1/2     | 1NO, 2NC+1NO, 1NC ① | XTSE009BE23A               | XTSE009BE23TD  |
| 3                                   | 3         | 10        | 10        | 1NO, 2NC+1NO, 1NC ① | XTSE012BE23A               | XTSE012BE23TD  |

XTSE\_C\_



|       |       |    |    |                     |              |               |
|-------|-------|----|----|---------------------|--------------|---------------|
| 5     | 7-1/2 | 10 | 15 | 2NO, 3NC            | XTSE018C23A  | XTSE018C23TD  |
| 7-1/2 | 7-1/2 | 15 | 20 | 2NO, 3NC            | XTSE025C23A  | XTSE025C23TD  |
| 10    | 10    | 20 | 25 | 2NO, 3NC            | XTSE032C23A  | XTSE032C23TD  |
| 5     | 7-1/2 | 10 | 15 | 1NO, 2NC+1NO, 1NC ① | XTSE018CE23A | XTSE018CE23TD |
| 7-1/2 | 7-1/2 | 15 | 20 | 1NO, 2NC+1NO, 1NC ① | XTSE025CE23A | XTSE025CE23TD |
| 10    | 10    | 20 | 25 | 1NO, 2NC+1NO, 1NC ① | XTSE032CE23A | XTSE032CE23TD |

XTSE\_D\_



|    |    |    |    |          |             |              |
|----|----|----|----|----------|-------------|--------------|
| 10 | 15 | 30 | 40 | 2NO, 2NC | XTSE040D22A | XTSE040D22TD |
| 15 | 20 | 40 | 50 | 2NO, 2NC | XTSE050D22A | XTSE050D22TD |
| 20 | 25 | 40 | 60 | 2NO, 2NC | XTSE065D22A | XTSE065D22TD |

XTSE\_F\_



|    |    |     |     |          |             |              |
|----|----|-----|-----|----------|-------------|--------------|
| 25 | 30 | 60  | 75  | 2NO, 2NC | XTSE080F22A | XTSE080F22TD |
| 25 | 40 | 75  | 100 | 2NO, 2NC | XTSE095F22A | XTSE095F22TD |
| 40 | 50 | 100 | 125 | 2NO, 2NC | XTSE115G22A | XTSE115G22TD |
| 40 | 60 | 125 | 125 | 2NO, 2NC | XTSE150G22A | XTSE150G22TD |

Note

① 1NO and 1NC electronic compatible.

#### XTOB, XTOT Overload Relays



### Thermal Overload Relays

#### Product Description

The **XT** line of IEC motor thermal overload relays provides an efficient motor protection solution, available up to 630A. XTOB units can be directly mounted to the contactor or mounted separately.

#### Features and Benefits

- Direct connect up to 250A
- Stand alone and CT type up to 630A
- Large thermal overcurrent range
- Test button
- Manual/automatic selectable reset
- NO-NC auxiliary as standard
- Class 10A (to 250A)
- Class 30 (CT type)

### Contents

#### Description

|   | <i>Page</i>      |
|---|------------------|
| Relays and Timers .....                           | <b>V5-T1-3</b>   |
| Miniature Controls .....                          | <b>V5-T1-18</b>  |
| Contactors and Starters .....                     | <b>V5-T1-35</b>  |
| XTSE Contactors .....                             | <b>V5-T1-128</b> |
| Thermal Overload Relays                           |                  |
| Catalog Number Selection .....                    | <b>V5-T1-131</b> |
| Product Selection .....                           | <b>V5-T1-132</b> |
| Accessories .....                                 | <b>V5-T1-135</b> |
| Technical Data and Specifications .....           | <b>V5-T1-138</b> |
| Dimensions .....                                  | <b>V5-T1-140</b> |
| C440/ <b>XT</b> Electronic Overload Relay .....   | <b>V5-T1-143</b> |
| Manual Motor Protectors .....                     | <b>V5-T1-159</b> |
| Combination Motor Controllers .....               | <b>V5-T1-193</b> |
| <b>XT</b> Electronic Manual Motor Protector ..... | <b>V5-T1-219</b> |
| EMS—Electronic Motor Starter .....                | <b>V5-T1-232</b> |
| <b>XT</b> DC Contactors .....                     | <b>V5-T1-234</b> |
| Reference Data .....                              | <b>V5-T1-236</b> |

#### Standards and Certifications

- IEC EN 60947
- CE approved
- UL
- CSA
- ATEX
- RoHS



#### Notes

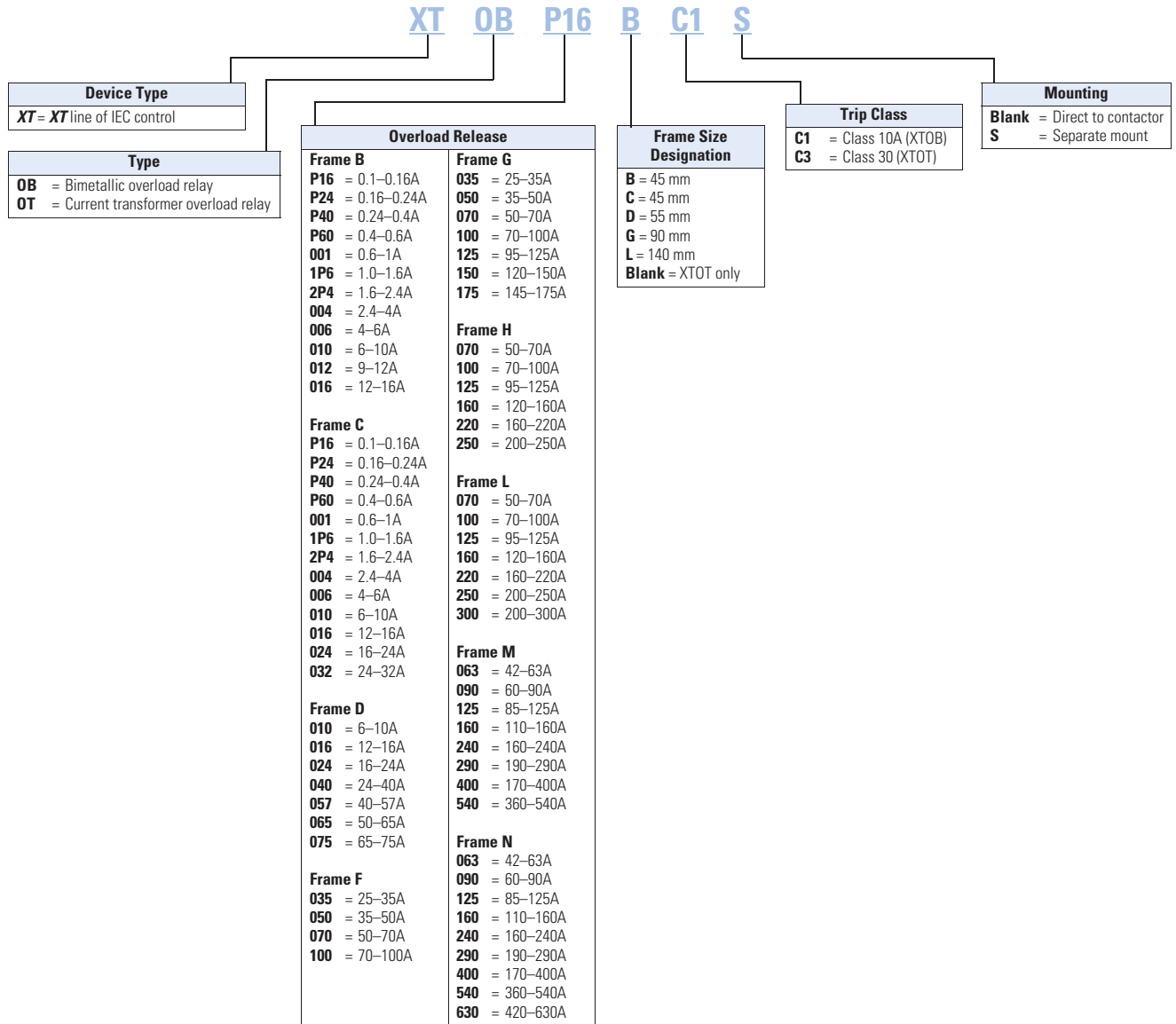
Short-circuit protection: Observe the maximum permissible fuse of the contactor with direct device mounting. See MN03402001E for more information on overload relays for Frames B–G. Trip Class: 10A  
 Suitable for protection of EEx e-motors. EC prototype test certificate available upon request. See manuals MN03402001E and MN03407001E, **Page V5-T1-135**.

#### Instructional Leaflets

- |          |   |
|----------|---|
| Pub51221 | XTOB, D Frame overload relays (inside of packaging)   |
| Pub51222 | XTOB, B–C Frame overload relays (inside of packaging) |

Catalog Number Selection

XT IEC Overload Relays



### Product Selection

#### Frame B

#### Overload Relay, Direct Mount—Frame B



| Overload Releases, I <sub>r</sub> | Contact Sequence     | Contact Configuration | For Use with Contactor Amp Range | Short-Circuit Protection (A)    |                                 | Maximum Circuit Breaker | CEC/NEC Fuse | Catalog Number    |
|-----------------------------------|----------------------|-----------------------|----------------------------------|---------------------------------|---------------------------------|-------------------------|--------------|-------------------|
|                                   |                      |                       |                                  | Fuse Type 1 Coordination, gG/gL | Fuse Type 2 Coordination, gG/gL |                         |              |                   |
| 0.1–0.16                          | 97 95                | 1NO-1NC               | 7–15A                            | 25                              | 0.5                             | 25                      | 3            | <b>XTOBP16BC1</b> |
| 0.16–0.24                         |                      | 1NO-1NC               | 7–15A                            | 25                              | 1                               | 25                      | 3            | <b>XTOBP24BC1</b> |
| 0.24–0.4                          | 2 4 6 98 96 A2 14/22 | 1NO-1NC               | 7–15A                            | 25                              | 2                               | 25                      | 3            | <b>XTOBP40BC1</b> |
| 0.4–0.6                           |                      | 1NO-1NC               | 7–15A                            | 25                              | 4                               | 25                      | 3            | <b>XTOBP60BC1</b> |
| 0.6–1                             |                      | 1NO-1NC               | 7–15A                            | 25                              | 4                               | 25                      | 3            | <b>XTOB001BC1</b> |
| 1–1.6                             |                      | 1NO-1NC               | 7–15A                            | 25                              | 6                               | 25                      | 6            | <b>XTOB1P6BC1</b> |
| 1.6–2.4                           |                      | 1NO-1NC               | 7–15A                            | 25                              | 10                              | 25                      | 6            | <b>XTOB2P4BC1</b> |
| 2.4–4                             |                      | 1NO-1NC               | 7–15A                            | 25                              | 16                              | 25                      | 15           | <b>XTOB004BC1</b> |
| 4–6                               |                      | 1NO-1NC               | 7–15A                            | 25                              | 20                              | 25                      | 20           | <b>XTOB006BC1</b> |
| 6–10                              |                      | 1NO-1NC               | 7–15A                            | 50                              | 25                              | 25                      | 35           | <b>XTOB010BC1</b> |
| 9–12                              |                      | 1NO-1NC               | 9–15A                            | 50                              | 25                              | 25                      | 45           | <b>XTOB012BC1</b> |
| 12–16                             |                      | 1NO-1NC               | 12–15A                           | 50                              | 25                              | 30                      | 45           | <b>XTOB016BC1</b> |

#### Frame C

#### Overload Relay, Direct Mount—Frame C



| Overload Releases, I <sub>r</sub> | Contact Sequence     | Contact Configuration | For Use with Contactor Amp Range | Short-Circuit Protection (A)    |                                 | Maximum Circuit Breaker | CEC/NEC Fuse | Catalog Number    |
|-----------------------------------|----------------------|-----------------------|----------------------------------|---------------------------------|---------------------------------|-------------------------|--------------|-------------------|
|                                   |                      |                       |                                  | Fuse Type 1 Coordination, gG/gL | Fuse Type 2 Coordination, gG/gL |                         |              |                   |
| 0.1–0.16                          | 97 95                | 1NO-1NC               | 18–32A                           | 25                              | 0.5                             | 25                      | 3            | <b>XTOBP16CC1</b> |
| 0.16–0.24                         |                      | 1NO-1NC               | 18–32A                           | 25                              | 1                               | 25                      | 3            | <b>XTOBP24CC1</b> |
| 0.24–0.4                          | 2 4 6 98 96 A2 14/22 | 1NO-1NC               | 18–32A                           | 25                              | 2                               | 25                      | 3            | <b>XTOBP40CC1</b> |
| 0.4–0.6                           |                      | 1NO-1NC               | 18–32A                           | 25                              | 4                               | 25                      | 3            | <b>XTOBP60CC1</b> |
| 0.6–1                             |                      | 1NO-1NC               | 18–32A                           | 25                              | 4                               | 25                      | 3            | <b>XTOB001CC1</b> |
| 1–1.6                             |                      | 1NO-1NC               | 18–32A                           | 25                              | 6                               | 25                      | 6            | <b>XTOB1P6CC1</b> |
| 1.6–2.4                           |                      | 1NO-1NC               | 18–32A                           | 25                              | 10                              | 25                      | 6            | <b>XTOB2P4CC1</b> |
| 2.4–4                             |                      | 1NO-1NC               | 18–32A                           | 25                              | 16                              | 25                      | 15           | <b>XTOB004CC1</b> |
| 4–6                               |                      | 1NO-1NC               | 18–32A                           | 25                              | 20                              | 25                      | 20           | <b>XTOB006CC1</b> |
| 6–10                              |                      | 1NO-1NC               | 18–32A                           | 50                              | 25                              | 25                      | 25           | <b>XTOB010CC1</b> |
| 10–16                             |                      | 1NO-1NC               | 18–32A                           | 63                              | 35                              | 30                      | 25           | <b>XTOB016CC1</b> |
| 16–24                             |                      | 1NO-1NC               | 18–32A                           | 100                             | 35                              | 30                      | 25           | <b>XTOB024CC1</b> |
| 24–32                             |                      | 1NO-1NC               | 25–32A                           | 125                             | 63                              | 30                      | 25           | <b>XTOB032CC1</b> |
| 32–38                             |                      | 1NO-1NC               | 32–38A                           | 125                             | 63                              | 30                      | 25           | <b>XTOB032CC1</b> |

## XTSE Contactor



## XTSE Contactors

### Product Description

Eaton XTSE safety contactors are designed with the OEM and end customer in mind.

Providing enhanced levels of safety, XTSE contactors integrate to applications to not only achieve the highest safety circuits, but provide additional levels of protection that reinforce end-user safety.

### Application Description

With offerings up to 150 A and 125 hp, XTSE contactors were engineered to provide highly effective control and protection for motors, compressors and pumps, etc. XTSE contactors can be used in safety applications according to EN 954-1, EN ISO 13849-1 and IEC 62061 up to Category 4, PI e and SIL 3. Information concerning safety-related characteristics (B10 and B10d values) is available online. The auxiliary contact modules and built-in auxiliary contacts meet IEC EN 60947-5-1 Annex L (positively driven) and IEC EN 60947-4-1 Annex F (mirror contacts).

## Contents

### Description

|  | <i>Page</i>      |
|--|------------------|
| Relays and Timers .....                    | <b>V5-T1-3</b>   |
| Miniature Controls .....                   | <b>V5-T1-18</b>  |
| Contactors and Starters .....              | <b>V5-T1-35</b>  |
| XTSE Contactors                            |                  |
| Catalog Number Selection .....             | <b>V5-T1-129</b> |
| Product Selection .....                    | <b>V5-T1-129</b> |
| Thermal Overload Relays .....              | <b>V5-T1-130</b> |
| C440/XT Electronic Overload Relay .....    | <b>V5-T1-143</b> |
| Manual Motor Protectors .....              | <b>V5-T1-159</b> |
| Combination Motor Controllers .....        | <b>V5-T1-193</b> |
| XT Electronic Manual Motor Protector ..... | <b>V5-T1-219</b> |
| EMS—Electronic Motor Starter .....         | <b>V5-T1-232</b> |
| XT DC Contactors .....                     | <b>V5-T1-234</b> |
| Reference Data .....                       | <b>V5-T1-236</b> |

### Features and Benefits

#### Clear Inspection Window

- The clear inspection window located on top of the auxiliary contact prevents the contactor from being manually activated and also allows for safe status monitoring for the user

#### Rated for Highest Safety Characteristics

- XTSE contactors are able to integrate to safety circuits for up to category 4, PI e and SIL 3 applications
- SUVA Certified

#### Safety Agency Approval

- Integrated front-mounted auxiliary contacts
- XTSE contactors utilize a new enhanced latching mechanism to prevent removal of the auxiliary contact

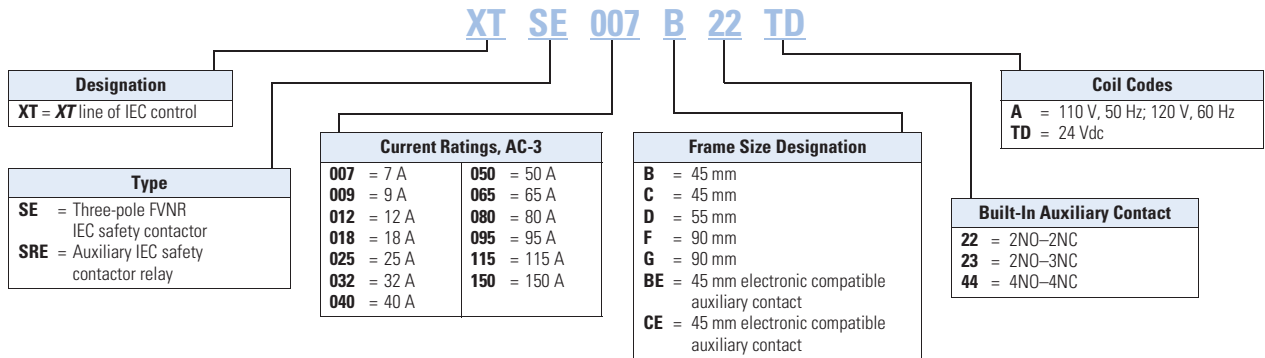
### Standards and Certifications

- CE Approved
- UL Listed
- IEC/EN 60947-4-1, 60947-5-1
- CSA Listed



Catalog Number Selection

XTSE Contactors



Product Selection

XTSRE10B



XTSE Safety Relay

| Conventional Thermal Current<br>$I_{th}$ (A) | Rated Operational Current<br>AC-15 $I_e$ (A) |           |       | Auxiliary Contacts  | Coil Voltage               |               |
|--|--|-----------|-------|---------------------|----------------------------|---------------|
|  | 220-240 V                                    | 380-415 V | 500 V |                     | 110 V, 50 Hz; 120 V, 60 Hz | 24 Vdc        |
| 16   | 6  | 4         | 1.5   | 4NO, 4NC            | XTSRE10B44A                | XTSRE10B44TD  |
| 16   | 6  | 4         | 1.5   | 3NO, 3NC+1NO, 1NC ① | XTSRE10BE44A               | XTSRE10BE44TD |

XTSE Safety Contactor

XTSE\_B\_



| Horsepower Rating (hp), Three-Phase<br>200/208 V | 230/240 V | 460/480 V | 575/600 V | Auxiliary Contacts  | Coil Voltage               |               |
|--|-----------|-----------|-----------|---------------------|----------------------------|---------------|
|  |           |           |           |                     | 110 V, 50 Hz; 120 V, 60 Hz | 24 Vdc        |
| 1-1/2  | 2         | 3         | 5         | 2NO, 3NC            | XTSE007B23A                | XTSE007B23TD  |
| 3  | 3         | 5         | 7-1/2     | 2NO, 3NC            | XTSE009B23A                | XTSE009B23TD  |
| 3  | 3         | 10        | 10        | 2NO, 3NC            | XTSE012B23A                | XTSE012B23TD  |
| 1-1/2  | 2         | 3         | 5         | 1NO, 2NC+1NO, 1NC ① | XTSE007BE23A               | XTSE007BE23TD |
| 3  | 3         | 5         | 7-1/2     | 1NO, 2NC+1NO, 1NC ① | XTSE009BE23A               | XTSE009BE23TD |
| 3  | 3         | 10        | 10        | 1NO, 2NC+1NO, 1NC ① | XTSE012BE23A               | XTSE012BE23TD |
| 5  | 7-1/2     | 10        | 15        | 2NO, 3NC            | XTSE018C23A                | XTSE018C23TD  |
| 7-1/2  | 7-1/2     | 15        | 20        | 2NO, 3NC            | XTSE025C23A                | XTSE025C23TD  |
| 10   | 10        | 20        | 25        | 2NO, 3NC            | XTSE032C23A                | XTSE032C23TD  |
| 5  | 7-1/2     | 10        | 15        | 1NO, 2NC+1NO, 1NC ① | XTSE018CE23A               | XTSE018CE23TD |
| 7-1/2  | 7-1/2     | 15        | 20        | 1NO, 2NC+1NO, 1NC ① | XTSE025CE23A               | XTSE025CE23TD |
| 10   | 10        | 20        | 25        | 1NO, 2NC+1NO, 1NC ① | XTSE032CE23A               | XTSE032CE23TD |
| 10   | 15        | 30        | 40        | 2NO, 2NC            | XTSE040D22A                | XTSE040D22TD  |
| 15   | 20        | 40        | 50        | 2NO, 2NC            | XTSE050D22A                | XTSE050D22TD  |
| 20   | 25        | 40        | 60        | 2NO, 2NC            | XTSE065D22A                | XTSE065D22TD  |
| 25   | 30        | 60        | 75        | 2NO, 2NC            | XTSE080F22A                | XTSE080F22TD  |
| 25   | 40        | 75        | 100       | 2NO, 2NC            | XTSE095F22A                | XTSE095F22TD  |
| 40   | 50        | 100       | 125       | 2NO, 2NC            | XTSE115G22A                | XTSE115G22TD  |
| 40   | 60        | 125       | 125       | 2NO, 2NC            | XTSE150G22A                | XTSE150G22TD  |

XTSE\_C\_



XTSE\_D\_



XTSE\_F\_



Note

① 1NO and 1NC electronic compatible.

#### XTOB, XTOT Overload Relays



### Thermal Overload Relays

#### Product Description

The **XT** line of IEC motor thermal overload relays provides an efficient motor protection solution, available up to 630A. XTOB units can be directly mounted to the contactor or mounted separately.

#### Features and Benefits

- Direct connect up to 250A
- Stand alone and CT type up to 630A
- Large thermal overcurrent range
- Test button
- Manual/automatic selectable reset
- NO-NC auxiliary as standard
- Class 10A (to 250A)
- Class 30 (CT type)

### Contents

#### Description

|   | <i>Page</i>      |
|---|------------------|
| Relays and Timers .....                           | <b>V5-T1-3</b>   |
| Miniature Controls .....                          | <b>V5-T1-18</b>  |
| Contactors and Starters .....                     | <b>V5-T1-35</b>  |
| XTSE Contactors .....                             | <b>V5-T1-128</b> |
| Thermal Overload Relays                           |                  |
| Catalog Number Selection .....                    | <b>V5-T1-131</b> |
| Product Selection .....                           | <b>V5-T1-132</b> |
| Accessories .....                                 | <b>V5-T1-135</b> |
| Technical Data and Specifications .....           | <b>V5-T1-138</b> |
| Dimensions .....                                  | <b>V5-T1-140</b> |
| C440/ <b>XT</b> Electronic Overload Relay .....   | <b>V5-T1-143</b> |
| Manual Motor Protectors .....                     | <b>V5-T1-159</b> |
| Combination Motor Controllers .....               | <b>V5-T1-193</b> |
| <b>XT</b> Electronic Manual Motor Protector ..... | <b>V5-T1-219</b> |
| EMS—Electronic Motor Starter .....                | <b>V5-T1-232</b> |
| <b>XT</b> DC Contactors .....                     | <b>V5-T1-234</b> |
| Reference Data .....                              | <b>V5-T1-236</b> |

#### Standards and Certifications

- IEC EN 60947
- CE approved
- UL
- CSA
- ATEX
- RoHS



#### Notes

Short-circuit protection: Observe the maximum permissible fuse of the contactor with direct device mounting. See MN03402001E for more information on overload relays for Frames B–G. Trip Class: 10A  
Suitable for protection of EEx e-motors. EC prototype test certificate available upon request. See manuals MN03402001E and MN03407001E, **Page V5-T1-135**.

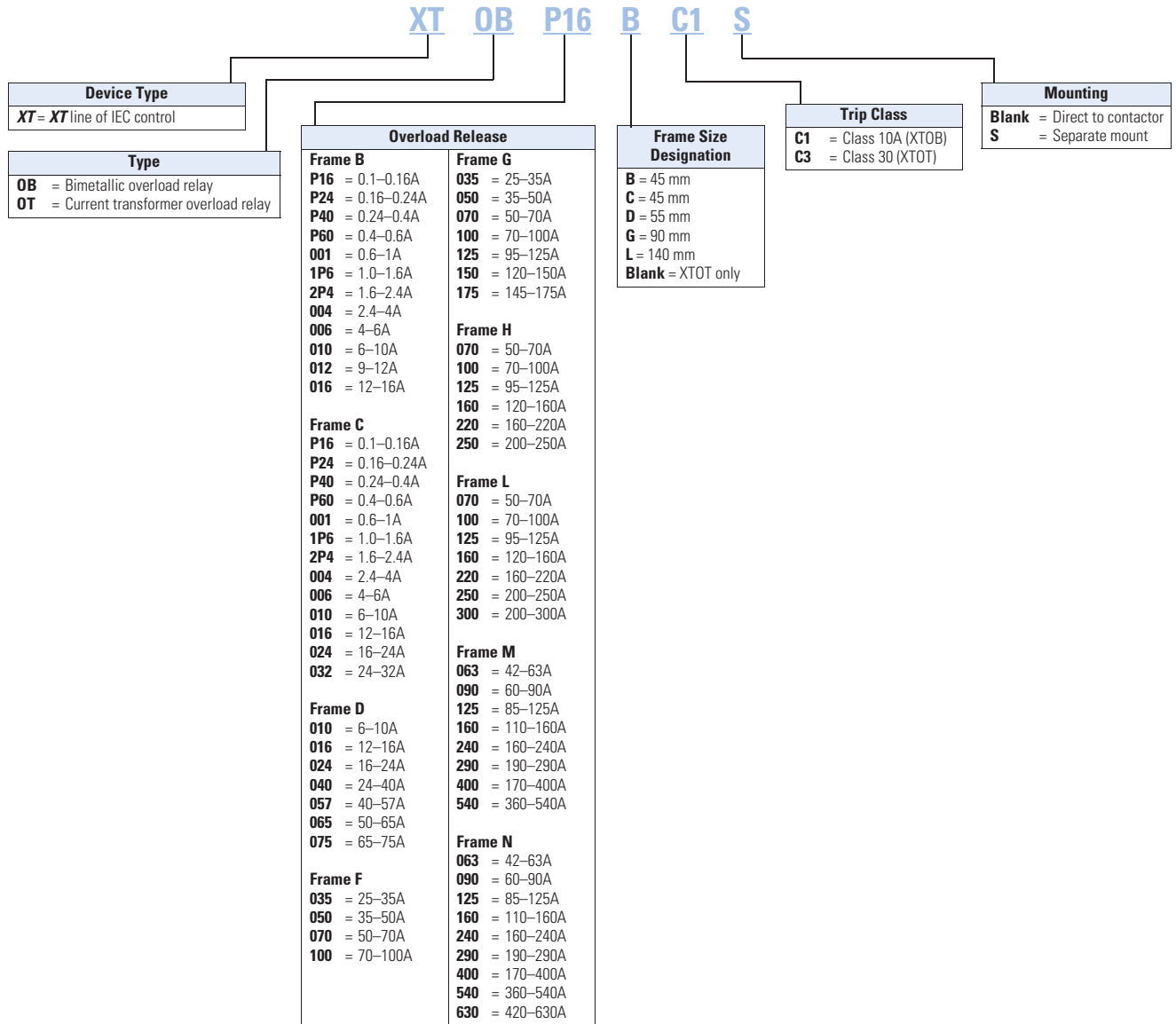
#### Instructional Leaflets

|          |   |
|----------|---|
| Pub51221 | XTOB, D Frame overload relays (inside of packaging)   |
| Pub51222 | XTOB, B–C Frame overload relays (inside of packaging) |



Catalog Number Selection

XT IEC Overload Relays



### Product Selection

#### Frame B

#### Overload Relay, Direct Mount—Frame B



| Overload Releases, I <sub>r</sub> | Contact Sequence | Contact Configuration | For Use with Contactor Amp Range | Short-Circuit Protection (A)    |                                 | Maximum Circuit Breaker | CEC/NEC Fuse | Catalog Number    |
|-----------------------------------|------------------|-----------------------|----------------------------------|---------------------------------|---------------------------------|-------------------------|--------------|-------------------|
|                                   |                  |                       |                                  | Fuse Type 1 Coordination, gG/gL | Fuse Type 2 Coordination, gG/gL |                         |              |                   |
| 0.1–0.16                          | 97 95            | 1NO-1NC               | 7–15A                            | 25                              | 0.5                             | 25                      | 3            | <b>XTOBP16BC1</b> |
| 0.16–0.24                         |                  | 1NO-1NC               | 7–15A                            | 25                              | 1                               | 25                      | 3            | <b>XTOBP24BC1</b> |
| 0.24–0.4                          |                  | 1NO-1NC               | 7–15A                            | 25                              | 2                               | 25                      | 3            | <b>XTOBP40BC1</b> |
| 0.4–0.6                           |                  | 1NO-1NC               | 7–15A                            | 25                              | 4                               | 25                      | 3            | <b>XTOBP60BC1</b> |
| 0.6–1                             |                  | 1NO-1NC               | 7–15A                            | 25                              | 4                               | 25                      | 3            | <b>XTOB001BC1</b> |
| 1–1.6                             |                  | 1NO-1NC               | 7–15A                            | 25                              | 6                               | 25                      | 6            | <b>XTOB1P6BC1</b> |
| 1.6–2.4                           |                  | 1NO-1NC               | 7–15A                            | 25                              | 10                              | 25                      | 6            | <b>XTOB2P4BC1</b> |
| 2.4–4                             |                  | 1NO-1NC               | 7–15A                            | 25                              | 16                              | 25                      | 15           | <b>XTOB004BC1</b> |
| 4–6                               |                  | 1NO-1NC               | 7–15A                            | 25                              | 20                              | 25                      | 20           | <b>XTOB006BC1</b> |
| 6–10                              |                  | 1NO-1NC               | 7–15A                            | 50                              | 25                              | 25                      | 35           | <b>XTOB010BC1</b> |
| 9–12                              |                  | 1NO-1NC               | 9–15A                            | 50                              | 25                              | 25                      | 45           | <b>XTOB012BC1</b> |
| 12–16                             |                  | 1NO-1NC               | 12–15A                           | 50                              | 25                              | 30                      | 45           | <b>XTOB016BC1</b> |

#### Frame C

#### Overload Relay, Direct Mount—Frame C



| Overload Releases, I <sub>r</sub> | Contact Sequence | Contact Configuration | For Use with Contactor Amp Range | Short-Circuit Protection (A)    |                                 | Maximum Circuit Breaker | CEC/NEC Fuse | Catalog Number    |
|-----------------------------------|------------------|-----------------------|----------------------------------|---------------------------------|---------------------------------|-------------------------|--------------|-------------------|
|                                   |                  |                       |                                  | Fuse Type 1 Coordination, gG/gL | Fuse Type 2 Coordination, gG/gL |                         |              |                   |
| 0.1–0.16                          | 97 95            | 1NO-1NC               | 18–32A                           | 25                              | 0.5                             | 25                      | 3            | <b>XTOBP16CC1</b> |
| 0.16–0.24                         |                  | 1NO-1NC               | 18–32A                           | 25                              | 1                               | 25                      | 3            | <b>XTOBP24CC1</b> |
| 0.24–0.4                          |                  | 1NO-1NC               | 18–32A                           | 25                              | 2                               | 25                      | 3            | <b>XTOBP40CC1</b> |
| 0.4–0.6                           |                  | 1NO-1NC               | 18–32A                           | 25                              | 4                               | 25                      | 3            | <b>XTOBP60CC1</b> |
| 0.6–1                             |                  | 1NO-1NC               | 18–32A                           | 25                              | 4                               | 25                      | 3            | <b>XTOB001CC1</b> |
| 1–1.6                             |                  | 1NO-1NC               | 18–32A                           | 25                              | 6                               | 25                      | 6            | <b>XTOB1P6CC1</b> |
| 1.6–2.4                           |                  | 1NO-1NC               | 18–32A                           | 25                              | 10                              | 25                      | 6            | <b>XTOB2P4CC1</b> |
| 2.4–4                             |                  | 1NO-1NC               | 18–32A                           | 25                              | 16                              | 25                      | 15           | <b>XTOB004CC1</b> |
| 4–6                               |                  | 1NO-1NC               | 18–32A                           | 25                              | 20                              | 25                      | 20           | <b>XTOB006CC1</b> |
| 6–10                              |                  | 1NO-1NC               | 18–32A                           | 50                              | 25                              | 25                      | 25           | <b>XTOB010CC1</b> |
| 10–16                             |                  | 1NO-1NC               | 18–32A                           | 63                              | 35                              | 30                      | 25           | <b>XTOB016CC1</b> |
| 16–24                             |                  | 1NO-1NC               | 18–32A                           | 100                             | 35                              | 30                      | 25           | <b>XTOB024CC1</b> |
| 24–32                             |                  | 1NO-1NC               | 25–32A                           | 125                             | 63                              | 30                      | 25           | <b>XTOB032CC1</b> |
| 32–38                             |                  | 1NO-1NC               | 32–38A                           | 125                             | 63                              | 30                      | 25           | <b>XTOB032CC1</b> |