

# XCE SERIES & XJF

XCE/XJF Catalog #	ENCLOSURE										PANS AND HINGES							
	Inside Nom. Dimensions			Usable Depth	Overall Dimensions			Mounting Lug CL to CL		Mtg. Bolt Size	Ship Weight	Pan Catalog #			Nom. Dimensions		Steel Pan Weight	Hinge Cat #
	W	L	D		A	B	C	E	F			Steel	Alum.	Phen	W	H		
041604	4	16	4	4 3/4	7 1/4	19 1/4	6	12 1/2	6 3/4	3/8	25	XSM0416	XSA0416	XSB0416	3 1/4	15 1/4	1 1/2	XHB-2
060804	6	8	4	4 3/8	9 1/4	11 1/4	5 1/8	4 1/2	9 3/8	3/8	21	XSM0608	XSA0608	XSB0608	5 1/8	7 3/8	1	XHB-2
060805	6	8	5	5 3/8	9 1/4	11 1/4	6 1/8	4 1/2	9 3/8	3/8	23	XSM0608	XSA0608	XSB0608	5 3/8	7 3/8	1	XHB-2
060806	6	8	6	6 3/8	9 1/4	11 1/4	7 1/8	4 1/2	9 3/8	3/8	25	XSM0608	XSA0608	XSB0608	5 3/8	7 3/8	1	XHB-2
061105	6	11	5	5 7/8	9 1/4	14 1/4	7 3/8	7 1/2	9 3/8	3/8	24	XSM0611	XSA0611	XSB0611	5 3/8	10 3/8	1 1/2	XHB-2
061204	6	12	4	4 3/4	9 1/4	15 1/4	6 1/8	8 1/2	9 3/8	3/8	24	XSM0612	XSA0612	XSB0612	5 3/8	11 3/8	1 3/4	XHB-2
061206	6	12	6	6 3/4	9 1/4	15 1/4	8 1/8	8 1/2	9 3/8	3/8	29	XSM0612	XSA0612	XSB0612	5 3/8	11 3/8	1 3/4	XHB-2
061305	6	13	5	5 7/8	9 1/4	16 1/4	7 3/8	9 1/2	9 3/8	3/8	26	XSM0613	XSA0613	XSB0613	5 3/8	12 3/8	2	XHB-2
071004	7	10	4	4 3/4	10 3/8	13 3/8	6 3/8	6 1/2	9 3/4	3/8	27	XSM0710	XSA0710	XSB0710	6 3/8	9 3/4	1 1/4	XHB-2
071006	7	10	6 1/8	6 3/4	10 3/8	13 3/8	8 3/8	6 1/2	9 3/4	3/8	31	XSM0710	XSA0710	XSB0710	6 3/8	9 3/4	1 1/4	XHB-2
071805	7	18 1/4	5	5 3/4	10 3/8	21 3/8	7 3/8	14 1/2	9 3/4	3/8	55	XSM0718	XSA0718	XSB0718	6 3/8	17 3/8	2 1/2	XHB-2
080804	8	8	4	4 13/16	11 3/8	11 3/8	6 3/8	4 1/4	11	3/8	24	XSM0808	XSA0808	XSB0808	7	7	1 1/4	XHB-2
080806	8	8	6	6 13/16	11 3/8	11 3/8	8 3/8	4 1/4	11	3/8	28	XSM0808	XSA0808	XSB0808	7	7	1 1/4	XHB-2
080808	8	8	8	8 13/16	11 3/8	11 3/8	10 3/8	4 1/4	11	3/8	35	XSM0808	XSA0808	XSB0808	7	7	1 1/4	XHB-2
081004	8	10	4	4 3/4	11 3/8	13 3/8	6 1/4	6 1/2	10 3/4	3/8	30	XSM0810	XSA0810	XSB0810	7	9 3/8	1 1/2	XHB-2
081006	8	10	6	6 3/4	11 3/8	13 3/8	8 1/4	6 1/2	10 3/4	3/8	34	XSM0810	XSA0810	XSB0810	7	9 3/8	1 1/2	XHB-2
081008	8	10	8	8 3/4	11 3/8	13 3/8	10 1/4	6 1/2	10 3/4	3/8	39	XSM0810	XSA0810	XSB0810	7	9 3/8	1 1/2	XHB-2
081204	8	12	4	4 3/4	11 3/8	15 3/8	6 1/4	8 1/2	10 3/4	3/8	34	XSM0812	XSA0812	XSB0812	6 7/8	10 7/8	2 1/4	XHB-2
081206	8	12	6	6 3/4	11 3/8	15 3/8	8 1/4	8 1/2	10 3/4	3/8	42	XSM0812	XSA0812	XSB0812	6 7/8	10 7/8	2 1/4	XHB-2
081208	8	12	8	8 3/4	11 3/8	15 3/8	10 1/4	8 1/2	10 3/4	3/8	48	XSM0812	XSA0812	XSB0812	6 7/8	10 7/8	2 1/4	XHB-2
091105	9	11	5	5 3/4	12 3/8	14 3/8	7 3/8	7 1/2	12	3/8	41	XSM0911	XSA0911	XSB0911	8	10	2 1/2	XHB-2
101004	10	10	4	4 3/4	13 3/8	13 3/8	6 3/8	6 1/2	13	3/8	34	XSM1010	XSA1010	XSB1010	8 7/8	8 7/8	2 1/2	XHB-2
101006	10	10	6	6 3/4	13 3/8	13 3/8	8 3/8	6 1/2	13	3/8	44	XSM1010	XSA1010	XSB1010	8 7/8	8 7/8	2 1/2	XHB-2
101008	10	10	8	8 3/4	13 3/8	13 3/8	10 3/8	6 1/2	13	3/8	50	XSM1010	XSA1010	XSB1010	8 7/8	8 7/8	2 1/2	XHB-2
101206	10	12	6 1/4	7 1/4	13 3/8	15 3/8	8 7/8	8 1/2	13	3/8	46	XSM1012	XSA1012	XSB1012	10 7/8	8 7/8	3	XHB-2
101404	10	14	4	4 3/4	13 3/8	17 3/8	6 7/8	10 3/8	13	3/8	42	XSM1014	XSA1014	XSB1014	8 7/8	12 7/8	3 1/2	XHB-2
101406	10	14	6	6 3/4	13 3/8	17 3/8	8 7/8	10 3/8	13	3/8	49	XSM1014	XSA1014	XSB1014	8 7/8	12 7/8	3 1/2	XHB-2
101408	10	14	8	8 3/4	13 3/8	17 3/8	10 1/2	10 3/8	13	3/8	57	XSM1014	XSA1014	XSB1014	8 7/8	12 7/8	3 1/2	XHB-2
121204	12	12	4	5	16 1/4	16 1/4	6 13/16	8 3/8	16	1/2	60	XSM1212	XSA1212	XSB1212	10 7/8	10 7/8	3 3/4	XHC-2
121206	12	12	6	7	16 1/4	16 1/4	8 13/16	8 3/8	16	1/2	68	XSM1212	XSA1212	XSB1212	10 7/8	10 7/8	3 3/4	XHC-2
121208	12	12	8	9	16 1/4	16 1/4	10 13/16	8 3/8	16	1/2	80	XSM1212	XSA1212	XSB1212	10 7/8	10 7/8	3 3/4	XHC-2
121804	12	18	4	4 3/4	16 1/4	22 1/4	6 3/4	14 1/8	16	1/2	85	XSM1218	XSA1218	XSB1218	10 1/2	16 1/2	5 1/2	XHC-2
121806	12	18	6	6 3/4	16 1/4	22 1/4	8 3/4	14 1/8	16	1/2	93	XSM1218	XSA1218	XSB1218	10 1/2	16 1/2	5 1/2	XHC-2
121808	12	18	8	8 3/4	16 1/4	22 1/4	10 3/4	14 1/8	16	1/2	101	XSM1218	XSA1218	XSB1218	10 1/2	16 1/2	5 1/2	XHC-2
122005	12	20	5	5 3/4	16 1/4	24 1/4	8 3/8	14 3/8	16	1/2	104	XSM1220	XSA1220	XSB1220	11	19	6 1/2	XHC-2
122406	12	24	6	6 13/16	16 1/4	28 1/4	9 1/4	18 3/8	16	1/2	127	XSM1224	XSA1224	XSB1224	11	23	8	XHC-2
122408	12	24	8	8 13/16	16 1/4	28 1/4	11 1/4	18 3/8	16	1/2	142	XSM1224	XSA1224	XSB1224	11	23	8	XHC-2
122410	12	24	10	10 13/16	16 1/4	28 1/4	13 1/4	18 3/8	16	1/2	154	XSM1224	XSA1224	XSB1224	11	23	8	XHC-2

- NOTES**
1. To indicate Quad-Lead bolt option, add suffix "Q" after XCE. (Not available on XCEX models.)
  2. Operators, windows and hinges are ordered separately.
  3. XCEX EEx d approval optional.
  4. To indicate NEMA 4/IP66 option, add suffix "N4" after size (catalog number).
  5. Where reference is made to Class I and Class II hazardous locations, the equipment is suitable for both Division 1 and Division 2 locations.
  6. Enclosures are pre-drilled for mounting panel and hinge kit unless otherwise specified.


EXPLOSIONPROOF  
XCE/XJF Enclosures

# **XCE: Explosionproof Control Enclosures**

## **XCEX: Flameproof Control Enclosures**

### **XCEQ: Explosionproof Quad-Lead Control Enclosures**

### **XJF: Explosionproof Junction Boxes**



Adalet NEMA 7/9 XCE series and XJF enclosures are used in the installation of electrical/electronic components for control, measurement or monitoring applications in hazardous environments. XCE control enclosures can be modified for installation of a variety of explosionproof operator devices, viewing windows (XJF models can not accommodate holes in cover) and accessories permitting the development of customized enclosure systems.

#### **FEATURES**

- Copper-free aluminum, lightweight and corrosion resistant
- Integral, cast-on mounting lugs, slotted for ease of field installation
- Drilling and tapping for left hand hinges and mounting pan (hinges and pan optional)
- Uniform wall thickness for ease of installation of control devices, windows and conduit openings
- External flange provides maximum accessibility of components mounted inside.
- Tumbast finish for quality appearance
- Premium high strength steel cover bolts, plated and coated for maximum corrosion resistance (stainless steel optional)
- Enclosures certified for field drill and tap of conduit entrances and XGC windows
- Internal grounding screw standard
- Covers exceeding approximately 75 lbs. are provided with two removable eye bolts for ease of handling
- XCE/XCEQ/XCEX certified drillable for operators at the factory or in the field
- IP66 gasket standard on XCEX
- XCEX includes IEC certification
- XCEX includes external earthing assembly

#### **DESIGN OPTIONS**

- Quad-lead bolt (quick thread bolt) option - designate XCEQ when ordering. Not available with XCEX.
- **NEMA 4 (WATERTIGHT)/IP66:** Features a nitrile O-Ring retained in the cover flange in a machined groove. When ordering, add N4 to the catalog number. \*Option may affect certifications - consult factory.
- **NEMA 6 (SUBMERSIBLE):** Consult factory.
- Cast-on mounting buttons, bosses and pads: Per customer specifications.
- Captive cover bolts: Consult factory, may affect approvals.
- **Hinges:** Left side removable standard, other locations and non-removable covers optional.
- **Windows:** Circular window sizes ranging from 1" to 8" diameter viewing area. Rectangular window sizes ranging from 3" x 3" to 13" x 13" viewing area.
- Stainless steel cover bolts. Consult factory for NEMA 4X rating.
- Mounting Pans: Available in galvanized steel, aluminum or phenolic.
- Sidewall auxiliary device installation or machining available on XCE/XCEQ/ XCEX series enclosures – Consult Factory.
- Factory machined metric sidewall threads up to M75 approved on XCE and XCEX series for Groups C & D. Group B enclosures may only have up to M30 holes.

**NOTE:** Where reference is made to Class I and Class II hazardous locations, the equipment is suitable for both Division 1 and Division 2 locations.


## CERTIFICATIONS

### XJF SERIES

#### Certifications

Class I, Groups B*,C,D	}	}	UL 1203
Class II, Groups E,F,G			CSA C22.2 No. 25 & 30
TYPE 4 (w/N4 suffix)			UL 50
IP 40 without gasket			
IP 66 with gasket			

\*N4 suffix may affect Group B approval, consult factory.



### XCE/XCEQ SERIES

#### Certifications

Class I, Groups B*,C,D	}	}	UL 1203
Class II, Groups E,F,G			CSA C22.2 No. 25 & 30
Class III			
TYPE 4, (w/N4 suffix)			UL 50
TYPE 4X (w/SS cover bolts)			

\*Specify Group B if required w/N4 suffix



### XCEX SERIES

#### Certifications

Class I, Groups C,D	}	}	UL 1203
Class II, Groups E,F,G			CSA C22.2 No. 25 & 30
Class III			
Class I, Zone 1, AEx d IIB			UL 60079-0/UL 60079-1
Ex d IIB			CSA 60079-0/CSA 60079-1
0539 Ⓜ II 2GD (Optional)*			ATEX Directive 94/9/EC
EEx d IIB (Optional)*			EN 50014, EN50018
IP 40	}	}	IEC 60529
IP 66 (w/N4 suffix)			
TYPE 4, (w/N4 suffix)			UL 50
TYPE 4X (w/SS cover bolts)			

\*Specify ATEX if required



**NOTE:** Where reference is made to Class I and Class II hazardous locations, the equipment is suitable for both Division 1 and Division 2 locations.

**DESIGN OPTION DETAILS****MOUNTING PANS Three Materials Available:**

**Steel:** (XSM) Galvanized 12 gauge steel plate. The catalog number includes the steel mounting pan complete with 1/4" high spacers and stainless steel mounting screws.

**Aluminum:** (XSA) Consult factory for availability.

**Phenolic:** (XSB) A special phenolic laminated material that has high mechanical and dielectric strength. It is excellent for mounting and wiring control equipment. The catalog number includes the phenolic board, 3/8" thick, complete with 1/4" high spacers and stainless steel mounting screws.

- NOTES**
1. No installation charge when customer specifies factory installation of mounting pan.
  2. Enclosures are pre-drilled for mounting panel unless otherwise specified.

**HINGE SETS**

Made of extruded aluminum alloy consisting of two sections, female and male (with stainless steel pin) and four stainless steel hex head bolts. Designed to allow right or left hand removable or non-removable installation.

Unless specified, left hand removable hinge installation will be furnished by factory when hinged enclosures are ordered.

- NOTES**
1. Catalog numbers represent complete hinge sets necessary for enclosure assembly.
  2. Enclosures are pre-drilled for hinge kit unless otherwise specified.

# XCE SERIES & XJF

XCE/XJF Catalog #	ENCLOSURE										PANS AND HINGES							
	Inside Nom. Dimensions			Usable Depth	Overall Dimensions			Mounting Lug CL to CL		Mtg. Bolt Size	Ship Weight	Pan Catalog #			Nom. Dimensions		Steel Pan Weight	Hinge Cat #
	W	L	D		A	B	C	E	F			Steel	Alum.	Phen	W	H		
041604	4	16	4	4 3/4	7 1/4	19 1/4	6	12 1/2	6 3/4	3/8	25	XSM0416	XSA0416	XSB0416	3 1/4	15 1/4	1 1/2	XHB-2
060804	6	8	4	4 3/8	9 1/4	11 1/4	5 1/8	4 1/2	9 3/8	3/8	21	XSM0608	XSA0608	XSB0608	5 1/8	7 3/8	1	XHB-2
060805	6	8	5	5 3/8	9 1/4	11 1/4	6 1/8	4 1/2	9 3/8	3/8	23	XSM0608	XSA0608	XSB0608	5 3/8	7 3/8	1	XHB-2
060806	6	8	6	6 3/8	9 1/4	11 1/4	7 1/8	4 1/2	9 3/8	3/8	25	XSM0608	XSA0608	XSB0608	5 3/8	7 3/8	1	XHB-2
061105	6	11	5	5 7/8	9 1/4	14 1/4	7 3/8	7 1/2	9 3/8	3/8	24	XSM0611	XSA0611	XSB0611	5 3/8	10 3/8	1 1/2	XHB-2
061204	6	12	4	4 3/4	9 1/4	15 1/4	6 1/8	8 1/2	9 3/8	3/8	24	XSM0612	XSA0612	XSB0612	5 3/8	11 3/8	1 3/4	XHB-2
061206	6	12	6	6 3/4	9 1/4	15 1/4	8 1/8	8 1/2	9 3/8	3/8	29	XSM0612	XSA0612	XSB0612	5 3/8	11 3/8	1 3/4	XHB-2
061305	6	13	5	5 7/8	9 1/4	16 1/4	7 3/8	9 1/2	9 3/8	3/8	26	XSM0613	XSA0613	XSB0613	5 3/8	12 3/8	2	XHB-2
071004	7	10	4	4 3/4	10 3/8	13 3/8	6 3/8	6 1/2	9 3/4	3/8	27	XSM0710	XSA0710	XSB0710	6 3/8	9 3/4	1 1/4	XHB-2
071006	7	10	6 1/8	6 3/4	10 3/8	13 3/8	8 3/8	6 1/2	9 3/4	3/8	31	XSM0710	XSA0710	XSB0710	6 3/8	9 3/4	1 1/4	XHB-2
071805	7	18 1/4	5	5 3/4	10 3/8	21 3/8	7 3/8	14 1/2	9 3/4	3/8	55	XSM0718	XSA0718	XSB0718	6 3/8	17 3/8	2 1/2	XHB-2
080804	8	8	4	4 13/16	11 3/8	11 3/8	6 3/8	4 1/4	11	3/8	24	XSM0808	XSA0808	XSB0808	7	7	1 1/4	XHB-2
080806	8	8	6	6 13/16	11 3/8	11 3/8	8 3/8	4 1/4	11	3/8	28	XSM0808	XSA0808	XSB0808	7	7	1 1/4	XHB-2
080808	8	8	8	8 13/16	11 3/8	11 3/8	10 3/8	4 1/4	11	3/8	35	XSM0808	XSA0808	XSB0808	7	7	1 1/4	XHB-2
081004	8	10	4	4 3/4	11 3/8	13 3/8	6 1/4	6 1/2	10 3/4	3/8	30	XSM0810	XSA0810	XSB0810	7	9 3/8	1 1/2	XHB-2
081006	8	10	6	6 3/4	11 3/8	13 3/8	8 1/4	6 1/2	10 3/4	3/8	34	XSM0810	XSA0810	XSB0810	7	9 3/8	1 1/2	XHB-2
081008	8	10	8	8 3/4	11 3/8	13 3/8	10 1/4	6 1/2	10 3/4	3/8	39	XSM0810	XSA0810	XSB0810	7	9 3/8	1 1/2	XHB-2
081204	8	12	4	4 3/4	11 3/8	15 3/8	6 1/4	8 1/2	10 3/4	3/8	34	XSM0812	XSA0812	XSB0812	6 7/8	10 7/8	2 1/4	XHB-2
081206	8	12	6	6 3/4	11 3/8	15 3/8	8 1/4	8 1/2	10 3/4	3/8	42	XSM0812	XSA0812	XSB0812	6 7/8	10 7/8	2 1/4	XHB-2
081208	8	12	8	8 3/4	11 3/8	15 3/8	10 1/4	8 1/2	10 3/4	3/8	48	XSM0812	XSA0812	XSB0812	6 7/8	10 7/8	2 1/4	XHB-2
091105	9	11	5	5 3/4	12 3/8	14 3/8	7 3/8	7 1/2	12	3/8	41	XSM0911	XSA0911	XSB0911	8	10	2 1/2	XHB-2
101004	10	10	4	4 3/4	13 3/8	13 3/8	6 3/8	6 1/2	13	3/8	34	XSM1010	XSA1010	XSB1010	8 7/8	8 7/8	2 1/2	XHB-2
101006	10	10	6	6 3/4	13 3/8	13 3/8	8 3/8	6 1/2	13	3/8	44	XSM1010	XSA1010	XSB1010	8 7/8	8 7/8	2 1/2	XHB-2
101008	10	10	8	8 3/4	13 3/8	13 3/8	10 3/8	6 1/2	13	3/8	50	XSM1010	XSA1010	XSB1010	8 7/8	8 7/8	2 1/2	XHB-2
101206	10	12	6 1/4	7 1/4	13 3/8	15 3/8	8 7/8	8 1/2	13	3/8	46	XSM1012	XSA1012	XSB1012	10 7/8	8 7/8	3	XHB-2
101404	10	14	4	4 3/4	13 3/8	17 3/8	6 7/8	10 3/8	13	3/8	42	XSM1014	XSA1014	XSB1014	8 7/8	12 7/8	3 1/2	XHB-2
101406	10	14	6	6 3/4	13 3/8	17 3/8	8 7/8	10 3/8	13	3/8	49	XSM1014	XSA1014	XSB1014	8 7/8	12 7/8	3 1/2	XHB-2
101408	10	14	8	8 3/4	13 3/8	17 3/8	10 1/2	10 3/8	13	3/8	57	XSM1014	XSA1014	XSB1014	8 7/8	12 7/8	3 1/2	XHB-2
121204	12	12	4	5	16 1/4	16 1/4	6 13/16	8 3/8	16	1/2	60	XSM1212	XSA1212	XSB1212	10 7/8	10 7/8	3 3/4	XHC-2
121206	12	12	6	7	16 1/4	16 1/4	8 13/16	8 3/8	16	1/2	68	XSM1212	XSA1212	XSB1212	10 7/8	10 7/8	3 3/4	XHC-2
121208	12	12	8	9	16 1/4	16 1/4	10 13/16	8 3/8	16	1/2	80	XSM1212	XSA1212	XSB1212	10 7/8	10 7/8	3 3/4	XHC-2
121804	12	18	4	4 3/4	16 1/4	22 1/4	6 3/4	14 1/8	16	1/2	85	XSM1218	XSA1218	XSB1218	10 1/2	16 1/2	5 1/2	XHC-2
121806	12	18	6	6 3/4	16 1/4	22 1/4	8 3/4	14 1/8	16	1/2	93	XSM1218	XSA1218	XSB1218	10 1/2	16 1/2	5 1/2	XHC-2
121808	12	18	8	8 3/4	16 1/4	22 1/4	10 3/4	14 1/8	16	1/2	101	XSM1218	XSA1218	XSB1218	10 1/2	16 1/2	5 1/2	XHC-2
122005	12	20	5	5 3/4	16 1/4	24 1/4	8 3/8	14 3/8	16	1/2	104	XSM1220	XSA1220	XSB1220	11	19	6 1/2	XHC-2
122406	12	24	6	6 13/16	16 1/4	28 1/4	9 1/4	18 3/8	16	1/2	127	XSM1224	XSA1224	XSB1224	11	23	8	XHC-2
122408	12	24	8	8 13/16	16 1/4	28 1/4	11 1/4	18 3/8	16	1/2	142	XSM1224	XSA1224	XSB1224	11	23	8	XHC-2
122410	12	24	10	10 13/16	16 1/4	28 1/4	13 1/4	18 3/8	16	1/2	154	XSM1224	XSA1224	XSB1224	11	23	8	XHC-2

- NOTES**
1. To indicate Quad-Lead bolt option, add suffix "Q" after XCE. (Not available on XCEX models.)
  2. Operators, windows and hinges are ordered separately.
  3. XCEX EEx d approval optional.
  4. To indicate NEMA 4/IP66 option, add suffix "N4" after size (catalog number).
  5. Where reference is made to Class I and Class II hazardous locations, the equipment is suitable for both Division 1 and Division 2 locations.
  6. Enclosures are pre-drilled for mounting panel and hinge kit unless otherwise specified.

EXPLOSIONPROOF  
XCE/XJF Enclosures

# **XCE: Explosionproof Control Enclosures**

# **XCEX: Flameproof Control Enclosures**

# **XCEQ: Explosionproof Quad-Lead Control Enclosures**

# **XJF: Explosionproof Junction Boxes**



Adalet NEMA 7/9 XCE series and XJF enclosures are used in the installation of electrical/electronic components for control, measurement or monitoring applications in hazardous environments. XCE control enclosures can be modified for installation of a variety of explosionproof operator devices, viewing windows (XJF models can not accommodate holes in cover) and accessories permitting the development of customized enclosure systems.

## FEATURES

- Copper-free aluminum, lightweight and corrosion resistant
- Integral, cast-on mounting lugs, slotted for ease of field installation
- Drilling and tapping for left hand hinges and mounting pan (hinges and pan optional)
- Uniform wall thickness for ease of installation of control devices, windows and conduit openings
- External flange provides maximum accessibility of components mounted inside.
- Tumbast finish for quality appearance
- Premium high strength steel cover bolts, plated and coated for maximum corrosion resistance (stainless steel optional)
- Enclosures certified for field drill and tap of conduit entrances and XGC windows
- Internal grounding screw standard
- Covers exceeding approximately 75 lbs. are provided with two removable eye bolts for ease of handling
- XCE/XCEQ/XCEX certified drillable for operators at the factory or in the field
- IP66 gasket standard on XCEX
- XCEX includes IEC certification
- XCEX includes external earthing assembly

## DESIGN OPTIONS

- Quad-lead bolt (quick thread bolt) option - designate XCEQ when ordering. Not available with XCEX.
- **NEMA 4 (WATERTIGHT)/IP66:** Features a nitrile O-Ring retained in the cover flange in a machined groove. When ordering, add N4 to the catalog number. \*Option may affect certifications - consult factory.
- **NEMA 6 (SUBMERSIBLE):** Consult factory.
- Cast-on mounting buttons, bosses and pads: Per customer specifications.
- Captive cover bolts: Consult factory, may affect approvals.
- **Hinges:** Left side removable standard, other locations and non-removable covers optional.
- **Windows:** Circular window sizes ranging from 1" to 8" diameter viewing area. Rectangular window sizes ranging from 3" x 3" to 13" x 13" viewing area.
- Stainless steel cover bolts. Consult factory for NEMA 4X rating.
- Mounting Pans: Available in galvanized steel, aluminum or phenolic.
- Sidewall auxiliary device installation or machining available on XCE/XCEQ/ XCEX series enclosures – Consult Factory.
- Factory machined metric sidewall threads up to M75 approved on XCE and XCEX series for Groups C & D. Group B enclosures may only have up to M30 holes.

**NOTE:** Where reference is made to Class I and Class II hazardous locations, the equipment is suitable for both Division 1 and Division 2 locations.


## CERTIFICATIONS

### XJF SERIES

#### Certifications

Class I, Groups B*,C,D	}	}	UL 1203
Class II, Groups E,F,G			CSA C22.2 No. 25 & 30
TYPE 4 (w/N4 suffix)			UL 50
IP 40 without gasket			
IP 66 with gasket			

\*N4 suffix may affect Group B approval, consult factory.



### XCE/XCEQ SERIES

#### Certifications

Class I, Groups B*,C,D	}	}	UL 1203
Class II, Groups E,F,G			CSA C22.2 No. 25 & 30
Class III			
TYPE 4, (w/N4 suffix)			UL 50
TYPE 4X (w/SS cover bolts)			

\*Specify Group B if required w/N4 suffix



### XCEX SERIES

#### Certifications

Class I, Groups C,D	}	}	UL 1203
Class II, Groups E,F,G			CSA C22.2 No. 25 & 30
Class III			
Class I, Zone 1, AEx d IIB			UL 60079-0/UL 60079-1
Ex d IIB			CSA 60079-0/CSA 60079-1
0539 Ⓜ II 2GD (Optional)*			ATEX Directive 94/9/EC
EEx d IIB (Optional)*			EN 50014, EN50018
IP 40	}	}	
IP 66 (w/N4 suffix)			IEC 60529
TYPE 4, (w/N4 suffix)			UL 50
TYPE 4X (w/SS cover bolts)			

\*Specify ATEX if required



**NOTE:** Where reference is made to Class I and Class II hazardous locations, the equipment is suitable for both Division 1 and Division 2 locations.

**DESIGN OPTION DETAILS****MOUNTING PANS Three Materials Available:**

**Steel:** (XSM) Galvanized 12 gauge steel plate. The catalog number includes the steel mounting pan complete with 1/4" high spacers and stainless steel mounting screws.

**Aluminum:** (XSA) Consult factory for availability.

**Phenolic:** (XSB) A special phenolic laminated material that has high mechanical and dielectric strength. It is excellent for mounting and wiring control equipment. The catalog number includes the phenolic board, 3/8" thick, complete with 1/4" high spacers and stainless steel mounting screws.

- NOTES**
1. No installation charge when customer specifies factory installation of mounting pan.
  2. Enclosures are pre-drilled for mounting panel unless otherwise specified.

**HINGE SETS**

Made of extruded aluminum alloy consisting of two sections, female and male (with stainless steel pin) and four stainless steel hex head bolts. Designed to allow right or left hand removable or non-removable installation.

Unless specified, left hand removable hinge installation will be furnished by factory when hinged enclosures are ordered.

- NOTES**
1. Catalog numbers represent complete hinge sets necessary for enclosure assembly.
  2. Enclosures are pre-drilled for hinge kit unless otherwise specified.