

WP5000 Series

The WP5000 extra-duty plastic Series While-In-Use Covers are easy to install and shipped with a gasket, mounting screws, base and cover assembly, and inserts for a variety of applications.

Features

- Complies with 2014 Article 406.9(B)(1) for Wet Locations and extra-duty Applications
- Heavy-Duty UV stabilized polycarbonate construction ensures long-lasting durability
- Single-gang covers mount vertically or horizontally
- Single Gang Models:
 - 3 inserts provided with all models that allow each model to meet multiple installations (up to 16 configurations)
- Double Gang Models:
 - 6 inserts provided with all models that allow each model to meet multiple installations (up to 70 configurations)
 - 2 round inserts accommodate from 1.375" to 2.656" plugs for the 30/50 amp applications.
- Reinforced Hinge Pin - designed to exceed 40lb Hinge Hang/Stress Test
- Impact Rated: 12 lb impact test to ensure cover remains in-tact
- Lockable Hasp: All models accept up to 0.25" Dia Shank
- Meets requirements for cold impact testing: -60°F (-51°C)
- 5000, 5100, 5200 Series Available in 10 different colors
- 5500 Series available in Clear, Gray, and Yellow

Ratings

Cover: UV stabilized polycarbonate
 UL Certified for Type 3R
 Outdoor Enclosures

Single Gang : Horizontal – 3 cord outlets 0.5" wide by 0.9" high.
 Vertical – 1 cord outlet 0.75" wide by 0.9" high

Double Gang : 1 cord outlet 1.50" wide by 1.25" high
 30/50 Amp – 1 Cord outlet 1.1" wide by 3.0" high

Mounting Base and Inserts: UV stabilized polycarbonate

Gasket: Neoprene - 1/8" (4.8 mm) thick with slits for mounting screws

Max Cord Size: Single Gang Double Gang – (2) 14 Gauge or (1) 12 Gauge
 Single Gang Double Gang – (2) 12 Gauge or (1) 10 Gauge
 30/50 Amp Double Gang – (1) 6 Gauge (3 wire ground)

Warranty: Limited 1 year

Project: _____

Location: _____

Product Type: _____

Contact/Phone: _____

Model #: _____



Model Number	Type	Hinge	FlexiGuard Insert #	Depth (in)
WP5000 Available in C, G, B, BL, BR, GN, OR, R, W, Y	Single-Gang	Vertical/Horizontal	WP17	2 ¼
WP5100 Available in C, G, B, BL, BR, GN, OR, R, W, Y	Single-Gang	Vertical/Horizontal	WP17	2 ¾
WP5110 Available in C, G, B, BL, BR, GN, OR, R, W, Y	Single-Gang	Vertical/Horizontal	WP17	3 ⅝
WP5220 Available in C, G, B, BL, BR, GN, OR, R, W, Y	Double-Gang	Vertical	WP217	2 ¼
WP5225 Available in C, G, B, BL, BR, GN, OR, R, W, Y	Double-Gang	Vertical	WP217	2 ¾
WP5240 Available in C, G, B, BL, BR, GN, OR, R, W, Y	Double-Gang	Vertical	WP217	3 ⅝
WP5500 Available in C, G, Y	Double-Gang 30/50 Amp Service	Vertical	WP107 and WP213	4 ¾

1. Choose a WP model number
2. Choose WP color- see below

- | | |
|------------|------------|
| C= Clear | GN= Green |
| G= Gray | OR= Orange |
| B= Clay | R= Red |
| BL= Black | W= White |
| BR= Bronze | Y= Yellow |

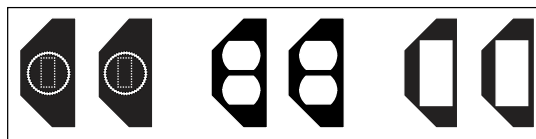
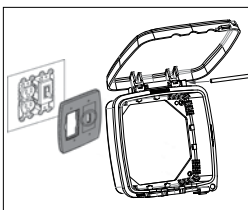
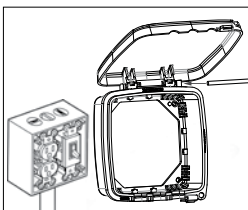
Specification for Single Gang

The weatherproof cover shall be designed to mount on a single gang _____, junction box to ensure while in use weather protection for a standard receptacle. The cover shall mount on indoor or outdoor junction boxes and shall include a weatherproof cover/base assembly, a gasket, three universal inserts, and mounting hardware. The outlet cover shall meet UL requirements for wet locations. The weatherproof cover shall be designed to meet requirements of with 2014 NEC Article 406.9(B)(1) for wet locations and extra-duty applications and shall be UL Type 3R listed. The weatherproof cover shall be constructed entirely of UV stabilized high impact polycarbonate material. The cover, which encloses the cord set, shall be _____ (Clear to allow inspection)(Opaque Gray). The cover shall meet agency requirements for cold impact at -60°F (-51°C). The cover shall provide usable inside depth of _____ (2 ¼")(2 ¾")(3 ⅝"). The weatherproof cover shall be Intermatic model _____ (See Model Numbers Listed).

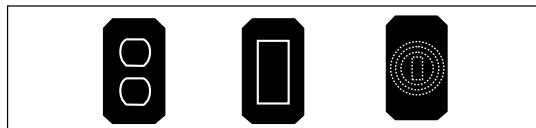
Specification for Double Gang

The weatherproof cover shall be designed to mount on a two gang _____ (Vertical), junction box to ensure weather protection for a standard receptacle. The cover shall mount on indoor or outdoor junction boxes and shall include a weatherproof cover/base assembly, a gasket, six universal inserts, and mounting hardware. The inserts must provide flexibility for mounting at any angle including: 90°, 180°, or 270°. The outlet cover shall meet UL requirements for wet locations. The weatherproof cover shall be designed to meet requirements of 2014 NEC Article 406.8(B)(1) for wet locations and extra-duty applications and shall be UL Type 3R listed. The weatherproof cover and base shall be constructed entirely of UV stabilized polycarbonate material. The cover, which encloses the cord set, shall be _____ (Clear to allow inspection)(Opaque Gray). The cover shall meet agency requirements for cold impact at -60°F (-51°C). The cover shall provide a useable inside depth of _____ (2 ¼")(2 ¾")(3 ⅝")(4¾"). The Weatherproof cover shall be Intermatic model _____ (See Model Numbers Listed).

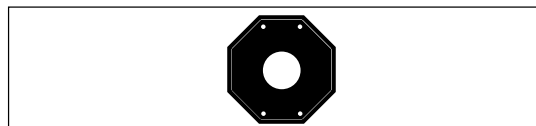
Diagrams



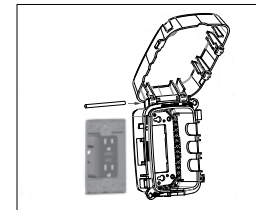
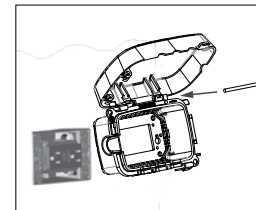
WP217



WP17



WP107 & WP213



WP5000 Series

The WP5000 extra-duty plastic Series While-In-Use Covers are easy to install and shipped with a gasket, mounting screws, base and cover assembly, and inserts for a variety of applications.

Features

- Complies with 2014 Article 406.9(B)(1) for Wet Locations and extra-duty Applications
- Heavy-Duty UV stabilized polycarbonate construction ensures long-lasting durability
- Single-gang covers mount vertically or horizontally
- Single Gang Models:
 - 3 inserts provided with all models that allow each model to meet multiple installations (up to 16 configurations)
- Double Gang Models:
 - 6 inserts provided with all models that allow each model to meet multiple installations (up to 70 configurations)
 - 2 round inserts accommodate from 1.375" to 2.656" plugs for the 30/50 amp applications.
- Reinforced Hinge Pin - designed to exceed 40lb Hinge Hang/Stress Test
- Impact Rated: 12 lb impact test to ensure cover remains in-tact
- Lockable Hasp: All models accept up to 0.25" Dia Shank
- Meets requirements for cold impact testing: -60°F (-51°C)
- 5000, 5100, 5200 Series Available in 10 different colors
- 5500 Series available in Clear, Gray, and Yellow

Ratings

Cover: UV stabilized polycarbonate
 UL Certified for Type 3R
 Outdoor Enclosures

Single Gang : Horizontal – 3 cord outlets 0.5" wide by 0.9" high.
 Vertical – 1 cord outlet 0.75" wide by 0.9" high

Double Gang : 1 cord outlet 1.50" wide by 1.25" high
 30/50 Amp – 1 Cord outlet 1.1" wide by 3.0" high

Mounting Base and Inserts: UV stabilized polycarbonate

Gasket: Neoprene - 1/8" (4.8 mm) thick with slits for mounting screws

Max Cord Size: Single Gang Double Gang – (2) 14 Gauge or (1) 12 Gauge
 Single Gang Double Gang – (2) 12 Gauge or (1) 10 Gauge
 30/50 Amp Double Gang – (1) 6 Gauge (3 wire ground)

Warranty: Limited 1 year

Project: _____

Location: _____

Product Type: _____

Contact/Phone: _____

Model #: _____



Model Number	Type	Hinge	FlexiGuard Insert #	Depth (in)
WP5000 Available in C, G, B, BL, BR, GN, OR, R, W, Y	Single-Gang	Vertical/Horizontal	WP17	2 ¼
WP5100 Available in C, G, B, BL, BR, GN, OR, R, W, Y	Single-Gang	Vertical/Horizontal	WP17	2 ¾
WP5110 Available in C, G, B, BL, BR, GN, OR, R, W, Y	Single-Gang	Vertical/Horizontal	WP17	3 ⅝
WP5220 Available in C, G, B, BL, BR, GN, OR, R, W, Y	Double-Gang	Vertical	WP217	2 ¼
WP5225 Available in C, G, B, BL, BR, GN, OR, R, W, Y	Double-Gang	Vertical	WP217	2 ¾
WP5240 Available in C, G, B, BL, BR, GN, OR, R, W, Y	Double-Gang	Vertical	WP217	3 ⅝
WP5500 Available in C, G, Y	Double-Gang 30/50 Amp Service	Vertical	WP107 and WP213	4 ¾

1. Choose a WP model number
2. Choose WP color- see below

- | | |
|------------|------------|
| C= Clear | GN= Green |
| G= Gray | OR= Orange |
| B= Clay | R= Red |
| BL= Black | W= White |
| BR= Bronze | Y= Yellow |

Specification for Single Gang

The weatherproof cover shall be designed to mount on a single gang _____, junction box to ensure while in use weather protection for a standard receptacle. The cover shall mount on indoor or outdoor junction boxes and shall include a weatherproof cover/base assembly, a gasket, three universal inserts, and mounting hardware. The outlet cover shall meet UL requirements for wet locations. The weatherproof cover shall be designed to meet requirements of with 2014 NEC Article 406.9(B)(1) for wet locations and extra-duty applications and shall be UL Type 3R listed. The weatherproof cover shall be constructed entirely of UV stabilized high impact polycarbonate material. The cover, which encloses the cord set, shall be _____ (Clear to allow inspection)(Opaque Gray). The cover shall meet agency requirements for cold impact at -60°F (-51°C). The cover shall provide usable inside depth of _____ (2 ¼")(2 ¾")(3 ⅝"). The weatherproof cover shall be Intermatic model _____ (See Model Numbers Listed).

Specification for Double Gang

The weatherproof cover shall be designed to mount on a two gang _____ (Vertical), junction box to ensure weather protection for a standard receptacle. The cover shall mount on indoor or outdoor junction boxes and shall include a weatherproof cover/base assembly, a gasket, six universal inserts, and mounting hardware. The inserts must provide flexibility for mounting at any angle including: 90°, 180°, or 270°. The outlet cover shall meet UL requirements for wet locations. The weatherproof cover shall be designed to meet requirements of 2014 NEC Article 406.8(B)(1) for wet locations and extra-duty applications and shall be UL Type 3R listed. The weatherproof cover and base shall be constructed entirely of UV stabilized polycarbonate material. The cover, which encloses the cord set, shall be _____ (Clear to allow inspection)(Opaque Gray). The cover shall meet agency requirements for cold impact at -60°F (-51°C). The cover shall provide a useable inside depth of _____ (2 ¼")(2 ¾")(3 ⅝")(4¾"). The Weatherproof cover shall be Intermatic model _____ (See Model Numbers Listed).

Diagrams

