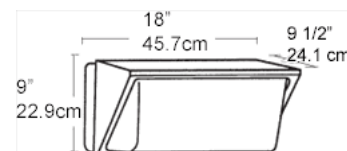



# WP3H250PSQ

Large wallpack with aluminum precision die cast construction and tempered glass refractor. Lamp supplied.

Color: Bronze

Weight: 25.5 lbs



## Lamp Info

Type: ED28  
 Watts: 250W  
 Shape/Size: N/A  
 Base: N/A  
 ANSI: N/A  
 Hours: 15,000  
 Lamp Lumens: 25,000  
 Efficacy: 87 LPW

## Ballast Info

Type: CWA-HPF QT  
 120V: 1.4/2.5A  
 208V: .8/1.2A  
 240V: .7/1.0A  
 277V: .6/1.1A  
 Input Watts: 288W  
 Efficiency: 87%

## Technical Specifications

### UL Listing:

Suitable for wet locations. HID fixtures can be wired with 90°C supply wiring if supply wires are routed 3" away from the ballast.

### Housing:

Die cast aluminum 1/2" NPS tapped holes top, both sides and back for conduit or photocontrol. Hinged refractor frame, Continuous silicone rubber gasket.

### Reflector:

Specular anodized aluminum, removable for installation. Symmetrical light pattern maximizes distance between fixtures.

### Finish:

Our environmentally friendly polyester powder coatings are formulated for high-durability and long-lasting color, and contains no VOC or toxic heavy metals.

### Pulse Start:

Pulse Start metal halide for increased lamp life, lumen maintenance, color uniformity and efficiency.

### Patents:

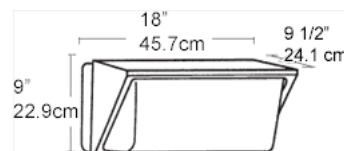

RAB sensor and fixture designs are protected under U.S. and International Intellectual Property laws.

# WP3H250PSQ

Large wallpack with aluminum precision die cast construction and tempered glass refractor. Lamp supplied.

Color: Bronze

Weight: 25.5 lbs



## Lamp Info

Type: ED28  
 Watts: 250W  
 Shape/Size: N/A  
 Base: N/A  
 ANSI: N/A  
 Hours: 15,000  
 Lamp Lumens: 25,000  
 Efficacy: 87 LPW

## Ballast Info

Type: CWA-HPF QT  
 120V: 1.4/2.5A  
 208V: .8/1.2A  
 240V: .7/1.0A  
 277V: .6/1.1A  
 Input Watts: 288W  
 Efficiency: 87%

## Technical Specifications

### UL Listing:

Suitable for wet locations. HID fixtures can be wired with 90°C supply wiring if supply wires are routed 3" away from the ballast.

### Housing:

Die cast aluminum 1/2" NPS tapped holes top, both sides and back for conduit or photocontrol. Hinged refractor frame, Continuous silicone rubber gasket.

### Reflector:

Specular anodized aluminum, removable for installation. Symmetrical light pattern maximizes distance between fixtures.

### Finish:

Our environmentally friendly polyester powder coatings are formulated for high-durability and long-lasting color, and contains no VOC or toxic heavy metals.

### Pulse Start:

Pulse Start metal halide for increased lamp life, lumen maintenance, color uniformity and efficiency.

### Patents:

RAB sensor and fixture designs are protected under U.S. and International Intellectual Property laws.