



UNDERCABINET LIGHTING

PRO-SERIES XENON
20W - 12-volt Xenon Lamps

**UPX109, UPX214,
UPX322 and UPX430**

Project: _____

Fixture Type: _____

Location: _____

Contact/Phone: _____

PRODUCT DESCRIPTION

The Pro-Series Xenon modular series with integral electronic transformer operates 12-volt halogen lamps to deliver the best color rendering with maximum light output and lamp life. The efficient operation of low voltage lamps, along with a unique housing/reflector system, reduces mounting surface temperatures well below what is typical for xenon undercabinet fixtures. Pro-Series Xenon fixtures are optimized for fast permanent installation, mounting either flush to the rear backsplash or to the front lip of cabinetry to suit project conditions and homeowner preference.

PRODUCT SPECIFICATIONS

Lamps 20W-12-volt xenon bi-pin high output lamps supplied with fixture
• Projected 10,000 hour life based on actual operating voltage in fixture.

Transformer Integral electronic 120 to 12-volt step down transformer is accessible for maintenance without having to remove fixture.

Housing Extruded Aluminum • Designer white, black, brushed bronze, or brushed silver finish.

Reflector Specular aluminum reflector behind each lamp.

Diffuser Clear prismatic tempered glass lens for maximum light transmission
• Reverse-angled to minimize perceived brightness
• Captive lens has hinged design for tool-less relamping • Spring loaded retention bar prevents lens from accidentally being bumped loose.

Switch Convenient integral Hi/Lo/Off rocker switch.

Dimming For best results use dimmer specifically designed for use with electronic low voltage transformers.

Labels UL Listed.

INSTALLATION

UPX series fixtures optimized with a center rear wiring access compartment and push-in 3-wire electrical connectors for quick electrical connection without having to open the fixture or remove the lens. Rear wiring access compartment covers provided with push-in connector for non-metallic cable and knockout for feed thru wiring capability. Multiple off-center knockouts provided in two, three and four lamp fixtures. Die-cast fitting for 3/8" flexible metal conduit supplied in a hardware pack. Fixtures may be mounted flush to the backsplash or up against the front lip of the cabinetry using captive mounting screws.

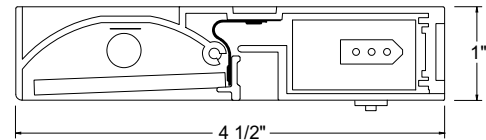
Portable To install a portable fixture, use the optional 3-wire grounded cord & plug (U6CP sold separately).

Optional Direct Wire Optional direct wire module (UDWM sold separately) facilitates code-compliant installation of fixture at front edge of cabinetry. Supplied with 36" field-shortenable jumper cord to bring power to either end of the fixture.

Electrically Connecting Multiple Fixtures Up to 10 fixtures may be electrically joined together using either the straight joiner connector supplied with each fixture or the optional JC3 jumper cords • See accessories table for lengths and finishes.



DIMENSIONS



ENGINEERING DATA


	UPX109	UPX214	UPX322	UPX430
Total input power (watts)	20	40	60	80
Total Operating AMPS	.17	.34	.50	.70
Power Factor	.99	.99	.99	.99

Maximum cabinet bottom contact temperature: less than 60° C.

PRO-SERIES XENON 5 MINUTE DIRECT-WIRE INSTALLATION



Step 1 Attach supply wires to rear access cover.



Step 2 Connect supply wires to fixture leads using push-in connectors.



Step 3 Mount fixture to cabinet bottom using captive mounting screws.

ORDERING INFORMATION (Type fixture options in the blank form fields below)

Example: UPX214 WH

Series	Finish
UPX109 Pro-Series Xenon Undercabinet, 9" 1 Lamp	BL Black
UPX214 Pro-Series Xenon Undercabinet, 14" 2 Lamp	BZ Brushed Bronze
UPX322 Pro-Series Xenon Undercabinet, 22" 3 Lamp	SL Brushed Silver
UPX430 Pro-Series Xenon Undercabinet, 30" 4 Lamp	WH White

UNDERCABINET LIGHTING

PRO-SERIES XENON
20W - 12-volt Xenon Lamps

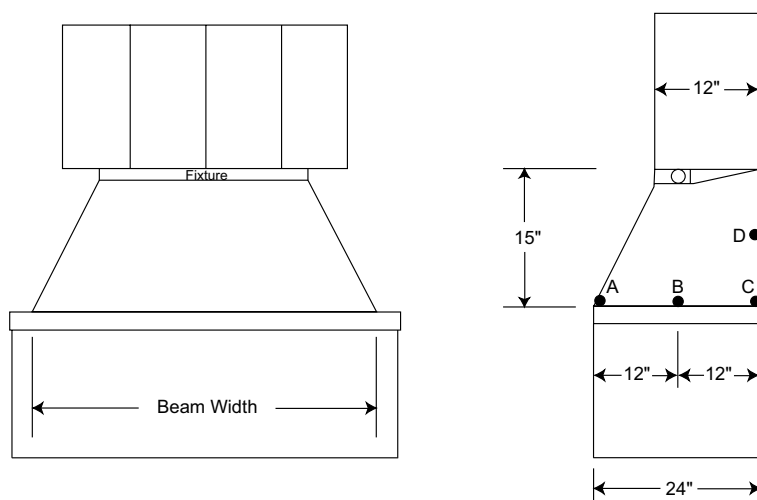
**UPX109, UPX214,
UPX322 and UPX430**

ACCESSORIES

Catalog Numbers	Description
JC3 8IN BL	Juno Undercabinet Jumper Cord, 8", Black
JC3 8IN WH	Juno Undercabinet Jumper Cord, 8", White
JC3 17IN BL	Juno Undercabinet Jumper Cord, 17", Black
JC3 17IN WH	Juno Undercabinet Jumper Cord, 17", White
JC3 26IN BL	Juno Undercabinet Jumper Cord, 26", Black
JC3 26IN WH	Juno Undercabinet Jumper Cord, 26", White
UCONN	3/8" Miniature Die Cast electrical Connector
U6CP BL	Juno Undercabinet 6" Cord & Plug, Black
U6CP WH	Juno Undercabinet 6" Cord & Plug, White
UDWM BL	Juno Undercabinet Direct Wire Module, Black
UDWM WH	Juno Undercabinet Direct Wire Module, White
UPXLAMP	12V 20W Bi-Pin High-Output Xenon Replacement Lamp

LIGHTING APPLICATION DATA

FOOTCANDLES ON HORIZONTAL WORK SURFACE



Catalog Numbers	Lamps	Beam Width*	Footcandles			
			A	B	C	D
UPX109	(1) 20-watt Xenon	21"	9	31	28	35
UPX214	(2) 20-watt Xenon	23"	15	53	48	54
UPX322	(3) 20-watt Xenon	31"	24	72	65	62
UPX430	(4) 20-watt Xenon	36"	23	75	69	64

* Beam width defined as 50% of maximum footcandles
Rear wall reflectance 50%
Counter surface reflectance 20%



UNDERCABINET LIGHTING

PRO-SERIES XENON
20W - 12-volt Xenon Lamps

**UPX109, UPX214,
UPX322 and UPX430**

Project: _____

Fixture Type: _____

Location: _____

Contact/Phone: _____

PRODUCT DESCRIPTION

The Pro-Series Xenon modular series with integral electronic transformer operates 12-volt halogen lamps to deliver the best color rendering with maximum light out put and lamp life. The efficient operation of low voltage lamps, along with a unique housing/reflector system, reduces mounting surface temperatures well below what is typical for xenon undercabinet fixtures. Pro-Series Xenon fixtures are optimized for fast permanent installation, mounting either flush to the rear backsplash or to the front lip of cabinetry to suit project conditions and homeowner preference.

PRODUCT SPECIFICATIONS

Lamps 20W-12-volt xenon bi-pin high output lamps supplied with fixture
 • Projected 10,000 hour life based on actual operating voltage in fixture.

Transformer Integral electronic 120 to 12-volt step down transformer is accessible for maintenance without having to remove fixture.

Housing Extruded Aluminum • Designer white, black, brushed bronze, or brushed silver finish.

Reflector Specular aluminum reflector behind each lamp.

Diffuser Clear prismatic tempered glass lens for maximum light transmission
 • Reverse-angled to minimize perceived brightness
 • Captive lens has hinged design for tool-less relamping • Spring loaded retention bar prevents lens from accidentally being bumped loose.

Switch Convenient integral Hi/Lo/Off rocker switch.

Dimming For best results use dimmer specifically designed for use with electronic low voltage transformers.

Labels UL Listed.

INSTALLATION

UPX series fixtures optimized with a center rear wiring access compartment and push-in 3-wire electrical connectors for quick electrical connection without having to open the fixture or remove the lens. Rear wiring access compartment covers provided with push-in connector for non-metallic cable and knockout for feed thru wiring capability. Multiple off-center knockouts provided in two, three and four lamp fixtures. Die-cast fitting for 3/8" flexible metal conduit supplied in a hardware pack. Fixtures may be mounted flush to the backsplash or up against the front lip of the cabinetry using captive mounting screws.

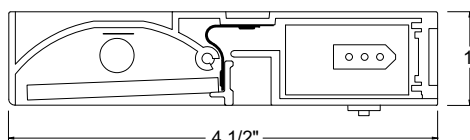
Portable To install a portable fixture, use the optional 3-wire grounded cord & plug (U6CP sold separately).

Optional Direct Wire Optional direct wire module (UDWM sold separately) facilitates code-compliant installation of fixture at front edge of cabinetry. Supplied with 36" field-shortenable jumper cord to bring power to either end of the fixture.

Electrically Connecting Multiple Fixtures Up to 10 fixtures may be electrically joined together using either the straight joiner connector supplied with each fixture or the optional JC3 jumper cords • See accessories table for lengths and finishes.



DIMENSIONS



ENGINEERING DATA


	UPX109	UPX214	UPX322	UPX430
Total input power (watts)	20	40	60	80
Total Operating AMPS	.17	.34	.50	.70
Power Factor	.99	.99	.99	.99

Maximum cabinet bottom contact temperature: less than 60° C.

PRO-SERIES XENON 5 MINUTE DIRECT-WIRE INSTALLATION



Step 1 Attach supply wires to rear access cover.



Step 2 Connect supply wires to fixture leads using push-in connectors.



Step 3 Mount fixture to cabinet bottom using captive mounting screws.

ORDERING INFORMATION (Type fixture options in the blank form fields below)

Example: UPX214 WH

Series	Finish
UPX109 Pro-Series Xenon Undercabinet, 9" 1 Lamp	BL Black
UPX214 Pro-Series Xenon Undercabinet, 14" 2 Lamp	BZ Brushed Bronze
UPX322 Pro-Series Xenon Undercabinet, 22" 3 Lamp	SL Brushed Silver
UPX430 Pro-Series Xenon Undercabinet, 30" 4 Lamp	WH White

UNDERCABINET LIGHTING

PRO-SERIES XENON
20W - 12-volt Xenon Lamps

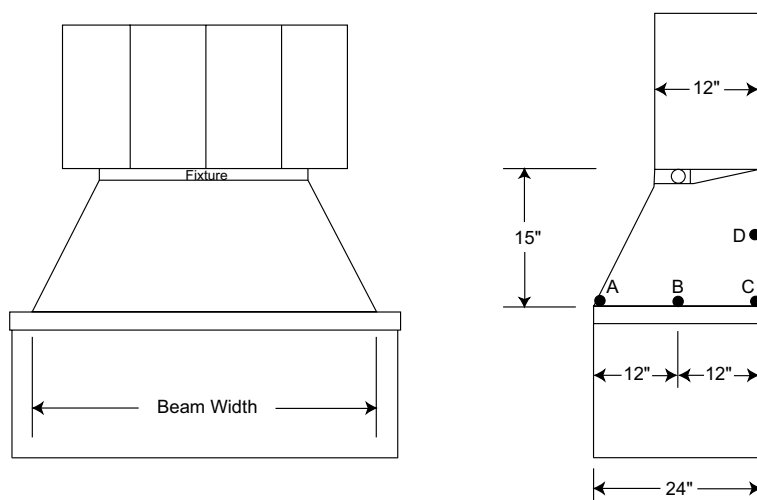
**UPX109, UPX214,
UPX322 and UPX430**

ACCESSORIES

Catalog Numbers	Description
JC3 8IN BL	Juno Undercabinet Jumper Cord, 8", Black
JC3 8IN WH	Juno Undercabinet Jumper Cord, 8", White
JC3 17IN BL	Juno Undercabinet Jumper Cord, 17", Black
JC3 17IN WH	Juno Undercabinet Jumper Cord, 17", White
JC3 26IN BL	Juno Undercabinet Jumper Cord, 26", Black
JC3 26IN WH	Juno Undercabinet Jumper Cord, 26", White
UCONN	3/8" Miniature Die Cast electrical Connector
U6CP BL	Juno Undercabinet 6" Cord & Plug, Black
U6CP WH	Juno Undercabinet 6" Cord & Plug, White
UDWM BL	Juno Undercabinet Direct Wire Module, Black
UDWM WH	Juno Undercabinet Direct Wire Module, White
UPXLAMP	12V 20W Bi-Pin High-Output Xenon Replacement Lamp

LIGHTING APPLICATION DATA

FOOTCANDLES ON HORIZONTAL WORK SURFACE



Catalog Numbers	Lamps	Beam Width*	Footcandles			
			A	B	C	D
UPX109	(1) 20-watt Xenon	21"	9	31	28	35
UPX214	(2) 20-watt Xenon	23"	15	53	48	54
UPX322	(3) 20-watt Xenon	31"	24	72	65	62
UPX430	(4) 20-watt Xenon	36"	23	75	69	64

* Beam width defined as 50% of maximum footcandles
Rear wall reflectance 50%
Counter surface reflectance 20%