

Catalog Number
Notes
Type

## FEATURES & SPECIFICATIONS

### INTENDED USE

Provides task or accent lighting in commercial, retail, hospitality and residential applications. Ideal for use under and over cabinets, display cases, task lighting, office lighting, coves and utility/work areas.

### CONSTRUCTION

Low profile design, with on/off rocker switch. Can be direct wired or powered by 5' cord-and-plug (not included, see accessories). Connect up to 354 watts of fixtures with 13" connector cord or 7/8" end row connector (Included).

Rugged post-painted low-profile steel housing with white finish. Acrylic white diffuser provides soft widespread illumination with zip-lock design for easy installation, cleaning, and superior retention.

### ELECTRICAL

Long-life LEDs, coupled with a high-efficiency driver, provide extended service life. Fixture is rated to deliver L70 performance at 50,000 hours and operates at 120 volts, 60Hz. Minimum starting temp -20F. Can direct-wire through rear access plate/knockout by utilizing the included Romex connector or by utilizing the optional UCD JB Junction/Splice box (sold separately).

Works with most standard incandescent dimmers (see list of approved dimmers).

### INSTALLATION

All mounting hardware included.

### LISTINGS

UL listed to US and Canadian safety standards. Title 24 qualified. Listed for damp locations.

### WARRANTY

5-year limited warranty. This is the only warranty provided and no other statements in this specification sheet create any warranty of any kind. All other express and implied warranties are disclaimed.

Complete warranty terms located at:

[www.acuitybrands.com/support/warranty/terms-and-conditions](http://www.acuitybrands.com/support/warranty/terms-and-conditions)

**NOTE:** Actual performance may differ as a result of end-user environment and application.

All values are design or typical values, measured under laboratory conditions at 25 °C.

Specifications subject to change without notice.

SPECIFICATIONS	1'
Lumens (3000K):	507
Watts (3000K):	7
Lumens per watt:	73
Length:	12 (30.5)
Width:	2.83 (7.2)
Height:	1.03 (2.6)
Weight:	1 (.45)

All dimensions are inches (millimeters) unless otherwise indicated. Weights are pounds (kilograms).



Indoor General Purpose

# UCEL LED Linkable Cabinet Light

Linkable



### ORDERING INFORMATION

For shortest lead times, configure products using **bolded options**.

**Example:** UCEL 12IN 30K 90CRI SWR WH

Series	Length	Color temperature	CRI	Switch	Finish
<b>UCEL</b> Economy LED Undercabinet	<b>12IN</b> 1' Nominal	<b>30K</b> 3000K	<b>90CRI</b> >90	<b>SWR</b> On/off Rocker Switch	<b>WH</b> White

<b>Accessories:</b> Order as separate catalog number.	
UC 5FT POWERCORD WH M6 <sup>1</sup>	White 5' cord and plug
UCD JB M12	White Junction/Splice box - allows for quick and easy direct wiring (UC ERC24 also required for splice box to first fixture)

### NOTES

1. Can be order at any qty.

## PHOTOMETRIC DIAGRAMS

Photometry derived in accordance with IESNA LM41 procedure. Vertical and horizontal illuminance is calculated with fixture mounted 17" from work surface. Full photometric data report available within 2 weeks from request. Consult factory.

### Report ISF 30163 UCEL 121N

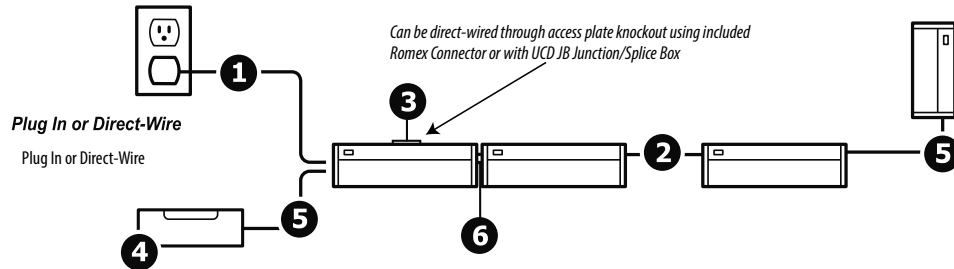
Initial Point Illuminance on wall and horizontal work surface. (fc)

X and Y coordinates are on 6" centers.

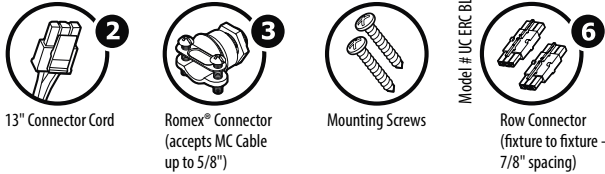
	X	A	B	C	D	E	F	G	H	I	
<b>Vertical</b>	1	2	5	11	21	26	21	11	6	2	Avg.=10 fc Max.=29 fc; Min.=1 fc Max. to min. ratio =29
	2	3	7	15	25	29	25	16	7	3	
	3	4	7	12	18	21	18	12	7	4	
<b>Horizontal</b>	4	6	10	18	27	31	27	18	10	6	Avg.=10 fc Max.=43 fc; Min.=1 fc Max. to min. ratio =43
	5	6	13	24	37	43	37	24	13	6	
	6	6	11	21	33	38	33	21	11	6	
	7	4	7	12	17	19	17	12	7	4	
	8	2	4	5	7	8	7	5	4	2	
	9	1	2	2	3	3	3	2	2	1	

# UCEL LED Cabinet Light

## Installation

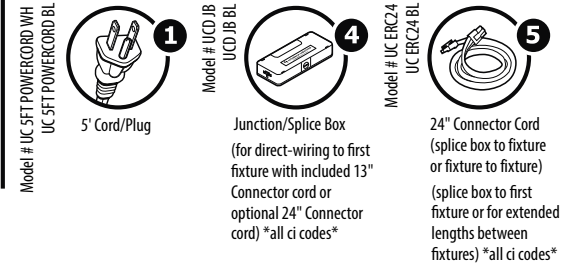


## Included



## Accessories

*sold separately*



## COMPATIBLE DIMMERS

The UCEL is designed to operate with most standard Triac Based dimmers and is not compatible with 0-10v dimming systems. The following is a list of dimmers tested and does not imply any guarantee or warranty of compatibility with a particular application. Unlisted dimmers do not imply non-compatibility.

Manufacturer	Part number(s)
Lutron	Diva DVELV-300P (ELV) Skylark SELV-300P (ELV) Diva DV-600P (Triac) Nova NTELV-300V (ELV)
Leviton	SureSlide 6633-PA (Triac) SureSlide 6615-P (ELV)
Pass & Seymour	HCL453PTCCCV6 (triac)
Synergy	ISD 600 I 120
SensorSwitch	nLight1 nSP5 PCD 2W nLight3 nSP5 PCD ELV 120

Catalog Number
Notes
Type

## FEATURES & SPECIFICATIONS

### INTENDED USE

Provides task or accent lighting in commercial, retail, hospitality and residential applications. Ideal for use under and over cabinets, display cases, task lighting, office lighting, coves and utility/work areas.

### CONSTRUCTION

Low profile design, with on/off rocker switch. Can be direct wired or powered by 5' cord-and-plug (not included, see accessories). Connect up to 354 watts of fixtures with 13" connector cord or 7/8" end row connector (Included).

Rugged post-painted low-profile steel housing with white finish. Acrylic white diffuser provides soft widespread illumination with zip-lock design for easy installation, cleaning, and superior retention.

### ELECTRICAL

Long-life LEDs, coupled with a high-efficiency driver, provide extended service life. Fixture is rated to deliver L70 performance at 50,000 hours and operates at 120 volts, 60Hz. Minimum starting temp -20F. Can direct-wire through rear access plate/knockout by utilizing the included Romex connector or by utilizing the optional UCD JB Junction/Splice box (sold separately).

Works with most standard incandescent dimmers (see list of approved dimmers).

### INSTALLATION

All mounting hardware included.

### LISTINGS

UL listed to US and Canadian safety standards. Title 24 qualified. Listed for damp locations.

### WARRANTY

5-year limited warranty. This is the only warranty provided and no other statements in this specification sheet create any warranty of any kind. All other express and implied warranties are disclaimed.

Complete warranty terms located at:

[www.acuitybrands.com/support/warranty/terms-and-conditions](http://www.acuitybrands.com/support/warranty/terms-and-conditions)

**NOTE:** Actual performance may differ as a result of end-user environment and application.

All values are design or typical values, measured under laboratory conditions at 25 °C.

Specifications subject to change without notice.

SPECIFICATIONS	1'
Lumens (3000K):	507
Watts (3000K):	7
Lumens per watt:	73
Length:	12 (30.5)
Width:	2.83 (7.2)
Height:	1.03 (2.6)
Weight:	1 (.45)

All dimensions are inches (millimeters) unless otherwise indicated. Weights are pounds (kilograms).



Indoor General Purpose

# UCEL LED Linkable Cabinet Light

Linkable



### ORDERING INFORMATION

For shortest lead times, configure products using **bolded options**.

**Example:** UCEL 12IN 30K 90CRI SWR WH

Series	Length	Color temperature	CRI	Switch	Finish
<b>UCEL</b> Economy LED Undercabinet	<b>12IN</b> 1' Nominal	<b>30K</b> 3000K	<b>90CRI</b> >90	<b>SWR</b> On/off Rocker Switch	<b>WH</b> White

<b>Accessories:</b> Order as separate catalog number.	
UC 5FT POWERCORD WH M6 <sup>1</sup>	White 5' cord and plug
UCD JB M12	White Junction/Splice box - allows for quick and easy direct wiring (UC ERC24 also required for splice box to first fixture)

### NOTES

1. Can be order at any qty.

## PHOTOMETRIC DIAGRAMS

Photometry derived in accordance with IESNA LM41 procedure. Vertical and horizontal illuminance is calculated with fixture mounted 17" from work surface. Full photometric data report available within 2 weeks from request. Consult factory.

### Report ISF 30163 UCEL 121N

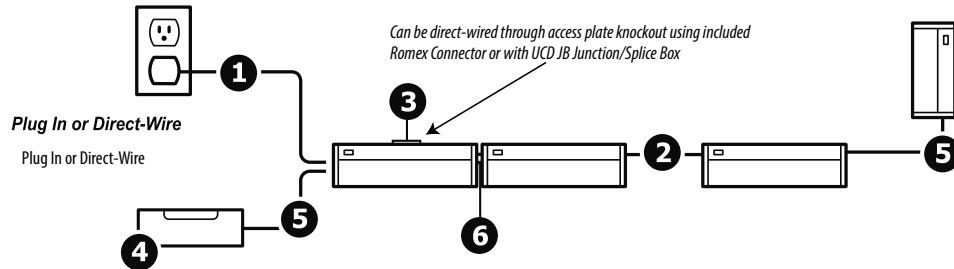
Initial Point Illuminance on wall and horizontal work surface. (fc)

X and Y coordinates are on 6" centers.

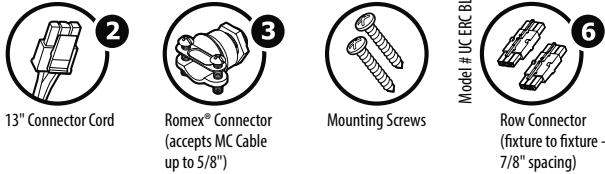
	X	A	B	C	D	E	F	G	H	I	
<b>Vertical</b>	1	2	5	11	21	26	21	11	6	2	Avg.=10 fc Max.=29 fc; Min.=1 fc Max. to min. ratio =29
	2	3	7	15	25	29	25	16	7	3	
	3	4	7	12	18	21	18	12	7	4	
<b>Horizontal</b>	4	6	10	18	27	31	27	18	10	6	Avg.=10 fc Max.=43 fc; Min.=1 fc Max. to min. ratio =43
	5	6	13	24	37	43	37	24	13	6	
	6	6	11	21	33	38	33	21	11	6	
	7	4	7	12	17	19	17	12	7	4	
	8	2	4	5	7	8	7	5	4	2	
	9	1	2	2	3	3	3	2	2	1	

# UCEL LED Cabinet Light

## Installation

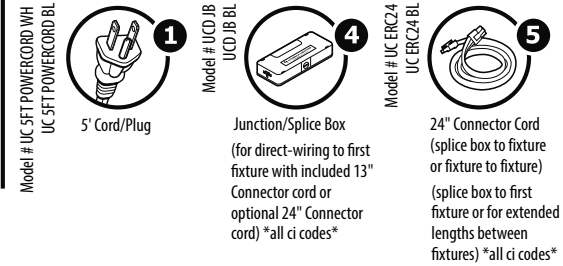


## Included



## Accessories

*sold separately*



## COMPATIBLE DIMMERS

The UCEL is designed to operate with most standard Triac Based dimmers and is not compatible with 0-10v dimming systems. The following is a list of dimmers tested and does not imply any guarantee or warranty of compatibility with a particular application. Unlisted dimmers do not imply non-compatibility.

Manufacturer	Part number(s)
Lutron	Diva DVELV-300P (ELV) Skylark SELV-300P (ELV) Diva DV-600P (Triac) Nova NTELV-300V (ELV)
Leviton	SureSlide 6633-PA (Triac) SureSlide 6615-P (ELV)
Pass & Seymour	HCL453PTCCCV6 (triac)
Synergy	ISD 600 I 120
SensorSwitch	nLight1 nSP5 PCD 2W nLight3 nSP5 PCD ELV 120