
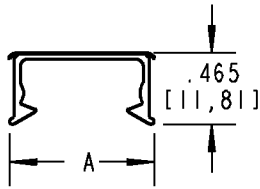
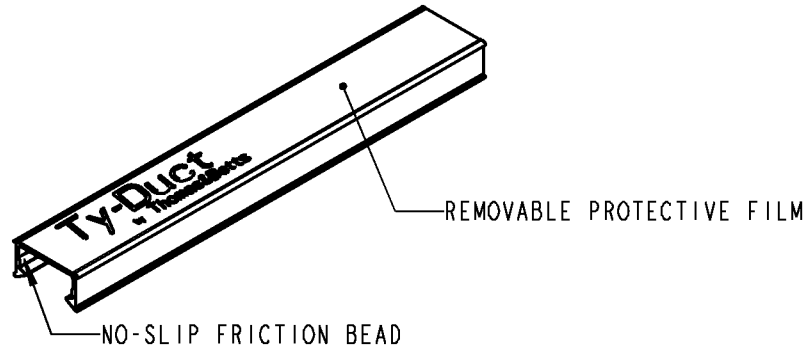




Ty-Duct



NOTES:

1. MATERIAL: RIGID PVC
2. TEMPERATURE RATING: -40°F [-40°C] TO 122°F [50°C]
3. FLAMMABILITY RATING: UL94V-0
4. FLUSH MOUNT DESIGN. COVER SITS FLUSH WITH SIDE WALLS OF DUCT
5. "NO-SLIP" FRICTION BEAD INTERLOCKS WITH DUCT SIDE WALLS TO PREVENT VIBRATION SLIPPAGE

| CATALOG NO. | SIZE | A (WIDTH) |
|-------------|--------|----------------|
| TYD75CP*6 | 3/4" | .940 [23,88] |
| TYD1CP*6 | 1" | 1.250 [31,75] |
| TYD15CP*6 | 1-1/2" | 1.750 [44,45] |
| TYD2CP*6 | 2" | 2.250 [57,15] |
| TYD25CP*6 | 2-1/2" | 2.750 [69,85] |
| TYD3CP*6 | 3" | 3.250 [82,55] |
| TYD4CP*6 | 4" | 4.250 [107,95] |
| TYD6CP*6 | 6" | 6.250 [158,75] |


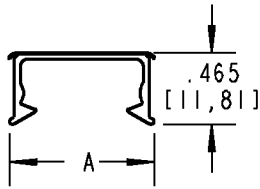
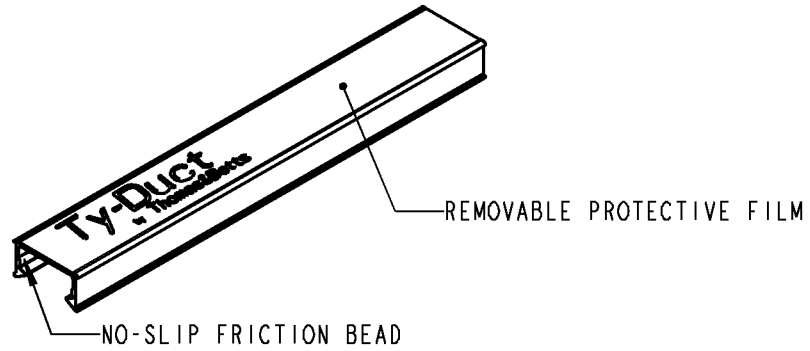
* = COLOR CODE

B = BLACK G = GRAY I = INTRINSIC BLUE W = WHITE

| | | | | | |
|---|--|--|-----------|----------|-------------|
| GENERAL NOTES | | Thomas & Betts A Member of the ABB Group | | | |
| 1. ALL DIMENSIONS ARE FOR REFERENCE ONLY. 2. DIMENSIONS IN BRACKETS [] ARE IN METRIC UNITS. | | | | | |
| REVISIONS | | DESCRIPTION: | | | |
| ** SEE ERN (****) FOR APPROVAL SIGNATURES & RELEASE DATE. PROJECT NO: **** | | WIRING DUCT COVER | | | |
| | | ORIGINAL PROJECT NO / (ERN NO) | SHEET NO: | REV. NO: | DRAWING NO: |
| | | 104M000604 / (2017132) | 1 OF 1 | 0 | WSD-001614 |



Ty-Duct



NOTES:

1. MATERIAL: RIGID PVC
2. TEMPERATURE RATING: -40°F [-40°C] TO 122°F [50°C]
3. FLAMMABILITY RATING: UL94V-0
4. FLUSH MOUNT DESIGN. COVER SITS FLUSH WITH SIDE WALLS OF DUCT
5. "NO-SLIP" FRICTION BEAD INTERLOCKS WITH DUCT SIDE WALLS TO PREVENT VIBRATION SLIPPAGE

| CATALOG NO. | SIZE | A (WIDTH) |
|-------------|--------|----------------|
| TYD75CP*6 | 3/4" | .940 [23,88] |
| TYD1CP*6 | 1" | 1.250 [31,75] |
| TYD15CP*6 | 1-1/2" | 1.750 [44,45] |
| TYD2CP*6 | 2" | 2.250 [57,15] |
| TYD25CP*6 | 2-1/2" | 2.750 [69,85] |
| TYD3CP*6 | 3" | 3.250 [82,55] |
| TYD4CP*6 | 4" | 4.250 [107,95] |
| TYD6CP*6 | 6" | 6.250 [158,75] |

* = COLOR CODE

B = BLACK G = GRAY I = INTRINSIC BLUE W = WHITE

| | | | | | |
|---|--|--|-----------|----------|-------------|
| GENERAL NOTES | | Thomas & Betts A Member of the ABB Group | | | |
| 1. ALL DIMENSIONS ARE FOR REFERENCE ONLY. 2. DIMENSIONS IN BRACKETS [] ARE IN METRIC UNITS. | | | | | |
| REVISIONS | | DESCRIPTION: WIRING DUCT COVER | | | |
| ** SEE ERN (****) FOR APPROVAL SIGNATURES & RELEASE DATE. PROJECT NO: **** | | ORIGINAL PROJECT NO / (ERN NO) | SHEET NO: | REV. NO: | DRAWING NO: |
| | | 104M000604 / (2017132) | 1 OF 1 | 0 | WSD-001614 |