

Catalog Number
Notes
Type

## FEATURES & SPECIFICATIONS

**INTENDED USE** — For entrances, stairwells, corridors, other pedestrian areas.

**CONSTRUCTION** — Cast aluminum backplate on which electrical components are mounted for maximum heat-dissipation. Gasketing between backplate and front cover prevents the entry of water and contaminants. External hardware includes phillips head and tamper-proof hex-head fasteners.

**FINISH** — Dark bronze (DDB) or white (DWH) front cover available for all wattages.

**OPTICAL SYSTEM** — Front cover/refractor is injection-molded, one-piece, UV-stabilized polycarbonate. Optical system is sealed and gasketed to inhibit entrance of outside contaminants.

**ELECTRICAL SYSTEM** — 35W-70W HPS use 120V normal power factor.

Porcelain, medium-base socket with copper alloy nickel-plated screw shell and center contact. UL listed 660W, 600V, 4KV pulse rated. Medium-base lamp included with the fixture.

**INSTALLATION** — Units are for wall mounting and include two 3/4" knockouts for routing electrical conduit.

**LISTINGS** — UL listed for wet locations. Listed and labeled to comply with Canadian Standards.

**WARRANTY** — 1-year limited warranty. Complete warranty terms located at:

[www.acuitybrands.com/CustomerResources/Terms\\_and\\_conditions.aspx](http://www.acuitybrands.com/CustomerResources/Terms_and_conditions.aspx)

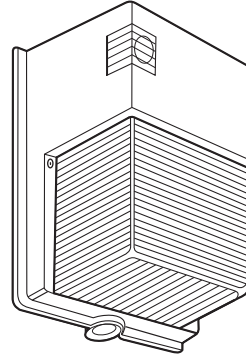
**NOTE:** Actual performance may differ as a result of end-user environment and application.

Specifications subject to change without notice.

### Small Polycarbonate Wall Pack

# TWS

**HIGH PRESSURE SODIUM**  
35W, 50W, 70W  
8' to 12' Mounting



#### Specifications

Height: 11" (27.9cm)  
Width: 6-1/2" (16.5cm)  
Depth: 5-1/4" (13.3cm)  
Weight: 4.9 lbs./2.2 kgs

## ORDERING INFORMATION

For shortest lead times, configure product using standard options (shown in bold).

Example: TWS 70S 120 PE LPI

TWS		120	
Series	Wattage/lamp	Voltage	Options
TWS	High pressure sodium 35S 50S <b>70S</b>	<b>120</b>	Shipped installed in fixture <b>PE Photoelectric cell as standard</b> <b>LPI Lamp included as standard</b> Architectural colors (optional) (blank) <b>Dark bronze</b> DWH White

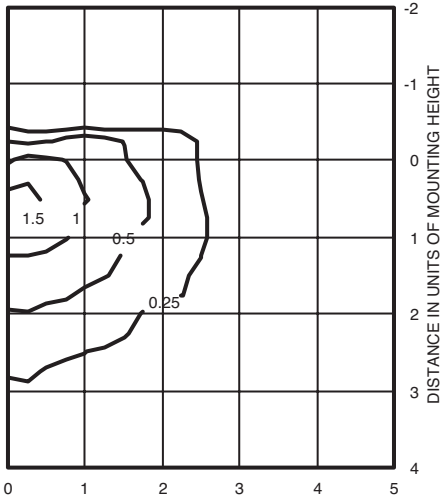
#### Accessories

Order as separate catalog numbers

RK1 PEB1 Photocell kit (120V only)  
TWSWG Wireguard

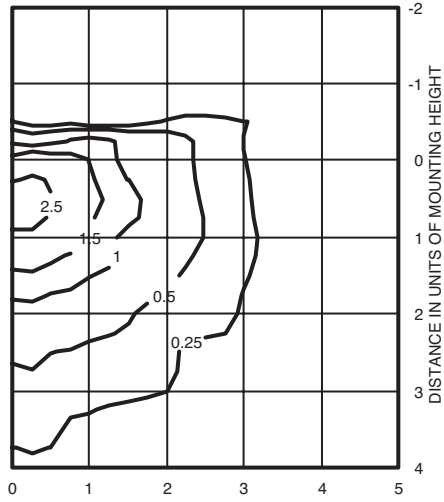
# TWS High Pressure Sodium Wall Pack

**TWS 35S** TEST NO: LTL12508  
ISOILLUMINANCE PLOT (Footcandle)



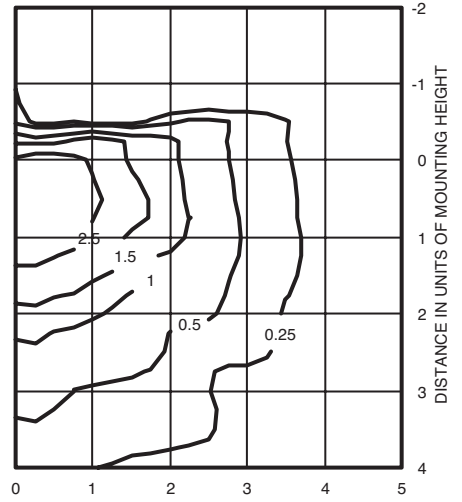
Luminaire Efficiency: 65.6%  
35W high pressure sodium lamp  
Footcandle values based on 8'  
mounting height, 2250 rated lumens.

**TWS 50S** TEST NO: LTL12306  
ISOILLUMINANCE PLOT (Footcandle)



Luminaire Efficiency: 65.6%  
50W high pressure sodium lamp  
Footcandle values based on 8'  
mounting height, 4000 rated lumens

**TWS 70S** TEST NO: LTL12509  
ISOILLUMINANCE PLOT (Footcandle)



Luminaire Efficiency: 65.6%  
70W high pressure sodium lamp  
Footcandle values based on 8'  
mounting height, 6300 rated lumens.

Mounting Height Correction Factor  
(Multiply the fc level by the correction factor)  
10 ft. = .64  
12 ft. = .44

Catalog Number
Notes
Type

## FEATURES & SPECIFICATIONS

**INTENDED USE** — For entrances, stairwells, corridors, other pedestrian areas.

**CONSTRUCTION** — Cast aluminum backplate on which electrical components are mounted for maximum heat-dissipation. Gasketing between backplate and front cover prevents the entry of water and contaminants. External hardware includes phillips head and tamper-proof hex-head fasteners.

**FINISH** — Dark bronze (DDB) or white (DWH) front cover available for all wattages.

**OPTICAL SYSTEM** — Front cover/refractor is injection-molded, one-piece, UV-stabilized polycarbonate. Optical system is sealed and gasketed to inhibit entrance of outside contaminants.

**ELECTRICAL SYSTEM** — 35W-70W HPS use 120V normal power factor.

Porcelain, medium-base socket with copper alloy nickel-plated screw shell and center contact. UL listed 660W, 600V, 4KV pulse rated. Medium-base lamp included with the fixture.

**INSTALLATION** — Units are for wall mounting and include two 3/4" knockouts for routing electrical conduit.

**LISTINGS** — UL listed for wet locations. Listed and labeled to comply with Canadian Standards.

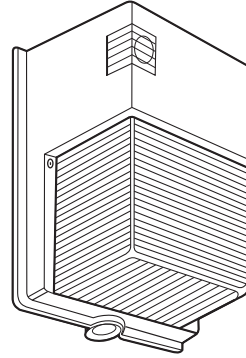
**WARRANTY** — 1-year limited warranty. Complete warranty terms located at: [www.acuitybrands.com/CustomerResources/Terms\\_and\\_conditions.aspx](http://www.acuitybrands.com/CustomerResources/Terms_and_conditions.aspx)

**NOTE:** Actual performance may differ as a result of end-user environment and application. Specifications subject to change without notice.

### Small Polycarbonate Wall Pack

# TWS

**HIGH PRESSURE SODIUM**  
35W, 50W, 70W  
8' to 12' Mounting



#### Specifications

Height: 11" (27.9cm)  
Width: 6-1/2" (16.5cm)  
Depth: 5-1/4" (13.3cm)  
Weight: 4.9 lbs./2.2 kgs

## ORDERING INFORMATION

For shortest lead times, configure product using standard options (shown in bold).

Example: TWS 70S 120 PE LPI

TWS		120	
Series	Wattage/lamp	Voltage	Options
TWS	High pressure sodium 35S 50S <b>70S</b>	<b>120</b>	Shipped installed in fixture <b>PE Photoelectric cell as standard</b> <b>LPI Lamp included as standard</b> Architectural colors (optional) (blank) <b>Dark bronze</b> DWH White

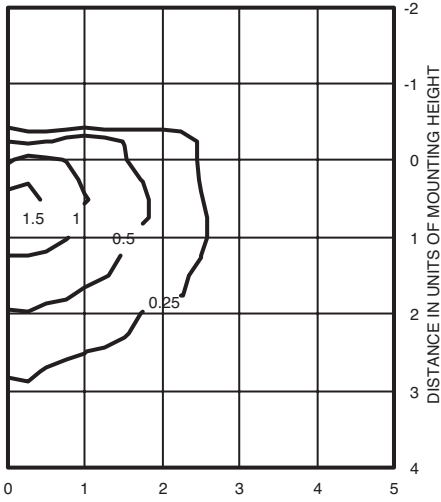
#### Accessories

Order as separate catalog numbers

RK1 PEB1 Photocell kit (120V only)  
TWSWG Wireguard

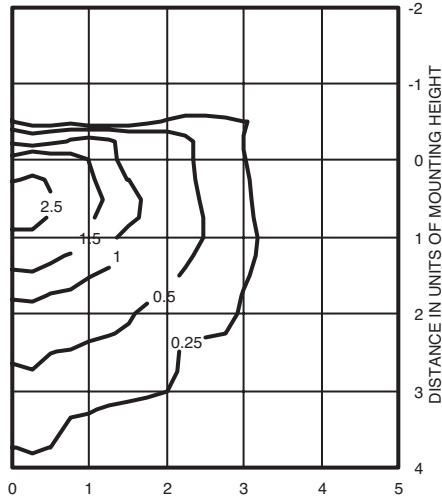
# TWS High Pressure Sodium Wall Pack

**TWS 35S** TEST NO: LTL12508  
ISOILLUMINANCE PLOT (Footcandle)



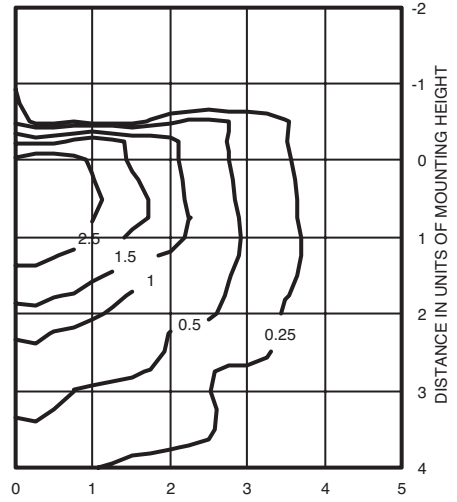
Luminaire Efficiency: 65.6%  
35W high pressure sodium lamp  
Footcandle values based on 8'  
mounting height, 2250 rated lumens.

**TWS 50S** TEST NO: LTL12306  
ISOILLUMINANCE PLOT (Footcandle)



Luminaire Efficiency: 65.6%  
50W high pressure sodium lamp  
Footcandle values based on 8'  
mounting height, 4000 rated lumens

**TWS 70S** TEST NO: LTL12509  
ISOILLUMINANCE PLOT (Footcandle)



Luminaire Efficiency: 65.6%  
70W high pressure sodium lamp  
Footcandle values based on 8'  
mounting height, 6300 rated lumens.

Mounting Height Correction Factor  
(Multiply the fc level by the correction factor)  
10 ft. = .64  
12 ft. = .44