

Catalog Number
Notes
Type

## FEATURES & SPECIFICATIONS

### INTENDED USE

Ideal for mounting above entryways and loading docks.

### CONSTRUCTION

Rugged, corrosion-resistant die-cast aluminum back housing and hinged door frame. Castings are sealed with a one-piece gasket to inhibit the entrance of external contaminants. Finish is bronze polyester powder paint for lasting durability.

### OPTICS

Refractor is prismatic borosilicate glass. Reflector is die-formed anodized stippled aluminum.

Medium-base lamp included in carton.

### ELECTRICAL

HID: Ballast is high-reactance, high-power-factor for 150W. Ballast is 100% factory-tested.

Compact fluorescent: Electronic, high-frequency, multi-volt ballast.

Socket: Medium base socket, nickel-plated screw shell and center contact.

### INSTALLATION

Housing is configured for mounting directly over a standard 4" outlet box or for surface wiring via any of three convenient 1/2" threaded conduit entry hubs.

### LISTING

UL Listed to US and Canadian safety standards (see Options). Suitable for wet locations (25°C maximum ambient temperature).

**WARRANTY** — 1-year limited warranty. Complete warranty terms located at:

[www.acuitybrands.com/CustomerResources/Terms\\_and\\_conditions.aspx](http://www.acuitybrands.com/CustomerResources/Terms_and_conditions.aspx)

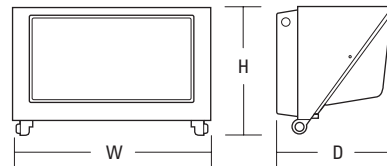
**NOTE:** Actual performance may differ as a result of end-user environment and application.

Specifications subject to change without notice.

### Wall Packs

# TWR1

METAL HALIDE: 150-175W  
HIGH PRESSURE SODIUM: 150W  
COMPACT FLUORESCENT: 2/42W



#### Specifications

Height: 9 (22.9)

Width: 13 (33.0)

Depth: 7-3/8 (18.8)

\*Weight: 16.45 lbs/7.46kg

All dimensions shown in inches (centimeters) unless otherwise noted.

\*Weight as configured in example below.

### ORDERING INFORMATION

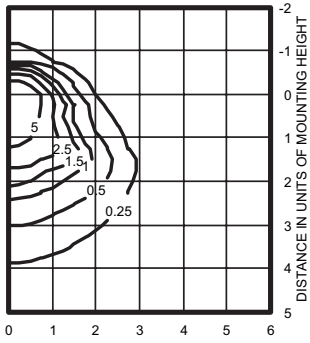
Example: TWR1 150M TB LPI

Catalog Number	Wattage	Voltage	Photocell included	Lamp included	Available in Canada
Metal halide					
TWR1 150M TB LPI	150	120/208/240/277	N	Y	N
TWR1 175M 120 PE LPI	175	120	Y	Y	N
TWR1 175M 120/347 LPI CSA	175	120/347	N	Y	Y
High pressure sodium					
TWR1 150S TB LPI	150	120/208/240/277	N	Y	N
TWR1 150S TB LPI	150	120/208/240/277	N	Y	N

# TWR1 High Pressure Sodium/Metal Halide/Compact Fluorescent Wall Pack

## TWR1 150S TEST NO: LTL10373

ISOILLUMINANCE PLOT (Footcandle)



W lamp, horizontal lamp orientation  
Footcandle values based on 12'  
mounting height, 15800 rated lumens.  
Luminaire Efficiency: 54.6%

Catalog Number
Notes
Type

## FEATURES & SPECIFICATIONS

### INTENDED USE

Ideal for mounting above entryways and loading docks.

### CONSTRUCTION

Rugged, corrosion-resistant die-cast aluminum back housing and hinged door frame. Castings are sealed with a one-piece gasket to inhibit the entrance of external contaminants. Finish is bronze polyester powder paint for lasting durability.

### OPTICS

Refractor is prismatic borosilicate glass. Reflector is die-formed anodized stippled aluminum.

Medium-base lamp included in carton.

### ELECTRICAL

HID: Ballast is high-reactance, high-power-factor for 150W. Ballast is 100% factory-tested.

Compact fluorescent: Electronic, high-frequency, multi-volt ballast.

Socket: Medium base socket, nickel-plated screw shell and center contact.

### INSTALLATION

Housing is configured for mounting directly over a standard 4" outlet box or for surface wiring via any of three convenient 1/2" threaded conduit entry hubs.

### LISTING

UL Listed to US and Canadian safety standards (see Options). Suitable for wet locations (25°C maximum ambient temperature).

**WARRANTY** — 1-year limited warranty. Complete warranty terms located at:

[www.acuitybrands.com/CustomerResources/Terms\\_and\\_conditions.aspx](http://www.acuitybrands.com/CustomerResources/Terms_and_conditions.aspx)

**NOTE:** Actual performance may differ as a result of end-user environment and application.

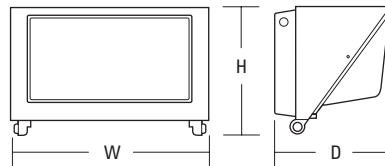
Specifications subject to change without notice.



Wall Packs

# TWR1

METAL HALIDE: 150-175W  
HIGH PRESSURE SODIUM: 150W  
COMPACT FLUORESCENT: 2/42W



### Specifications

Height: 9 (22.9)

Width: 13 (33.0)

Depth: 7-3/8 (18.8)

\*Weight: 16.45 lbs/7.46kg

All dimensions shown in inches (centimeters) unless otherwise noted.

\*Weight as configured in example below.

## ORDERING INFORMATION

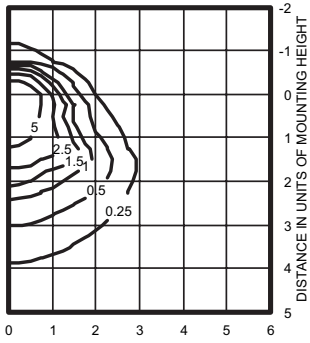
Example: TWR1 150M TB LPI

Catalog Number	Wattage	Voltage	Photocell included	Lamp included	Available in Canada
Metal halide					
TWR1 150M TB LPI	150	120/208/240/277	N	Y	N
TWR1 175M 120 PE LPI	175	120	Y	Y	N
TWR1 175M 120/347 LPI CSA	175	120/347	N	Y	Y
High pressure sodium					
TWR1 150S TB LPI	150	120/208/240/277	N	Y	N
TWR1 150S TB LPI	150	120/208/240/277	N	Y	N

# TWR1 High Pressure Sodium/Metal Halide/Compact Fluorescent Wall Pack

## TWR1 150S TEST NO: LTL10373

ISOILLUMINANCE PLOT (Footcandle)



W lamp, horizontal lamp orientation  
Footcandle values based on 12'  
mounting height, 15800 rated lumens.  
Luminaire Efficiency: 54.6%