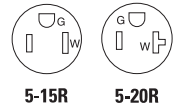


Duplex tamper resistant receptacles

Project Name:	Prepared By:
Project Number:	Date:
Catalog Number:	Type:

Description

2-pole, 3-wire grounding
 15A, 125V/AC
 20A, 125V/AC



TR270



TR370



TR1107



TR1107-9

Design features

- Provides compliance with 2017 NEC Article 406.12
- Durable impact-resistant thermoplastic face and back body is virtually unbreakable
- Terminal screws are backed out and ready to wire
- Extra-long and extra-wide mounting straps
- Patented built-in wire stripper for #14 and #12 wire (#12 and #10 for TR817, TR877, 9508TR, 9507TR, TR6350, TR6350) to speed installation
- Side-wire terminals accept up to #10 solid or stranded wire
- Push-in terminals accept #14 solid wire (TR270, TR1107 & 9500TR duplex devices only)

Table 1. Duplex tamper resistant receptacles

Catalog no.	Description	Rating			Color suffix
		A	V/AC	NEMA	
□ TR270__	Duplex receptacle	15	125	5-15R	A, B, BK, LA, V, W
□ TR270-9__	Duplex receptacle, auto grounding	15	125	5-15R	A, B, LA, V, W
□ TR370__	Tamper resistant duplex receptacle	20	125	5-15R	A, B, BK, LA, V, W
□ TR1107__	Decorator duplex receptacle	15	125	5-15R	A, B, GY, LA, V, W, SG, RB
□ TR1107-9__	Decorator duplex receptacle, auto grounding	15	125	5-15R	A, BK, LA, V, W
□ TR1307	Tamper resistant decorator duplex receptacle	20	125	5-20	A, B, BK, GY, LA, V, W

Compliances, specifications and availability are subject to change without notice.



Powering Business Worldwide

Project Name:	Prepared By:
Project Number:	Date:
Catalog Number:	Type:

Applications

Tamper resistant receptacles contain a UL listed safety shutter system that prevents the insertion of foreign objects into receptacles. The safety shutters will open only upon insertion of a 2-prong or 3-prong plug. Installing these receptacles ensures compliance with 2017 NEC Article 406.12. Areas of application include: new residential construction; remodel/retrofit residential construction; apartment buildings; condominiums and townhouses; hotels, motels, inns and suites with kitchenettes; retirement communities, nursing homes and assisted living facilities. (Note: 2017 NEC Article 406.12 applies to new construction only).

Table 2. Specifications

Catalog no.	TR270, TR370, TR1107, TR1307 series
Receptacle type	Residential grade duplex
Wiring type	Back & side wire 9509TR, 9510TR (except 9507 push & side wire)
Testing & code compliance	<ul style="list-style-type: none"> • cULus Listed to UL498, file no. E15058 • UL certified to CSA C22.2, no. 42 • NOM/ANSI certified.
Environmental specifications	Flammability: Meets UL 94 requirements; TR1107, TR270, 9505TR V0 rated; 9507TR, 9508TR, 9510TR V2 rated Temperature rating: -TR1107, TR270, 9505TR -20°C to 60°C (-4°F to 140°F); 9507TR, 9508TR, 9510TR - 20°C to 70°C (-4°F to 158°F)
Electrical specifications	Dielectric voltage: Withstands 2000V per UL 498 Current interrupting: Yes, at full-rated current Temperature rise: Max. 30°C (86°F) after 100 cycles of overload @ 150% of rated current (DC)
Mechanical specifications	Terminal accommodation: #14 - 10 AWG Voltage ratings: Permanently marked on device

Table 3. Materials

Catalog no.	TR270, TR370, TR1107, TR1307 series
Receptacle type	Residential grade duplex
Body top & bottom	TR1107, TR270, 9505TR - PVC 9507TR, 9508TR - nylon 9510TR - PVC top, nylon bottom
Strap	Galvanized steel TR1107, TR270, 9505TR Nickel-plated steel 9507TR, 9508TR, 9510TR.
Contacts	Brass alloy
Terminal screws	Brass/nickel-plated steel
Terminal clamps	Brass-plated 9507TR, 9508TR; steel 9510TR

Table 4. Color ordering information

For ordering devices, include Cat. no. followed by the color code: A (Almond), B (Brown), BK (Black), GY (Gray), LA (Light Almond), V (Ivory), W (White), SG (Silver Granite), RB (Oil Rubbed Bronze)

A	B	BK	GY	LA	V	W	SG	RB
(Almond)	(Brown)	(Black)	(Gray)	(Light Almond)	(Ivory)	(White)	(Silver Granite)	(Oil Rubbed Bronze)

Project Name:	Prepared By:
Project Number:	Date:
Catalog Number:	Type:

Product Dimensions

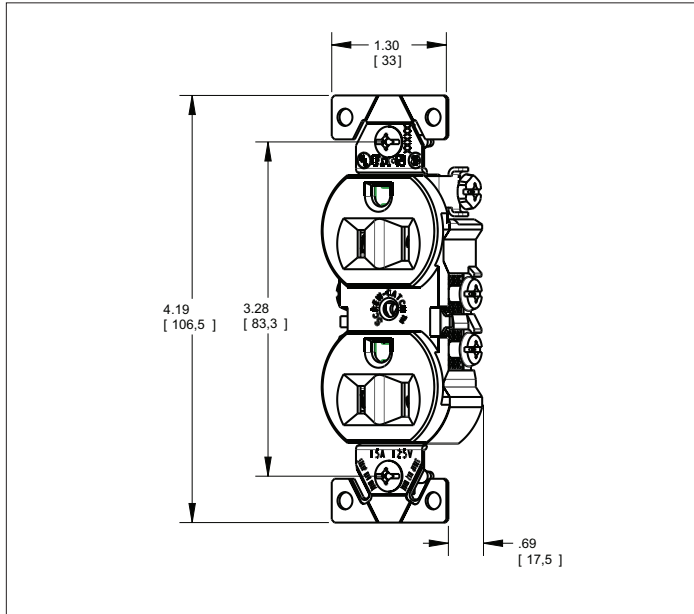


Figure 1. TR270 Line Art with Dimensions

Certifications & compliances

Catalog no.	cULus	NOM 426
TR270	•	•
TR270-9	•	•
TR370	•	•
TR1107	•	•
TR1107-9	•	•
TR1307	•	•

KEY: cULus cULus NOM 426 NOM

Compliances, specifications and availability are subject to change without notice.

Electrical Sector
203 Cooper Circle
Peachtree City, GA 30269
United States
Eaton.com
Eaton.com/wiringdevices

Electrical Sector
Canada Operations
5925 McLaughlin Road
Mississauga, Ontario, L5R 1B8
Canada
EatonCanada.ca
Eaton.com/wiringdevices

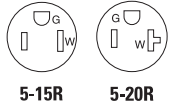
Electrical Sector
Mexico Operations
Carr. Tlalnepantla -
Cuautitlán Km 178 s/n
Col. Villa Jardín esq.
Cerrada 8 de Mayo
Cuautitlán, México CP 54800
México
Eaton.mx
Eaton.com/wiringdevices

Duplex tamper resistant receptacles

Project Name:	Prepared By:
Project Number:	Date:
Catalog Number:	Type:

Description

2-pole, 3-wire grounding
 15A, 125V/AC
 20A, 125V/AC



TR270



TR370



TR1107



TR1107-9

Design features

- Provides compliance with 2017 NEC Article 406.12
- Durable impact-resistant thermoplastic face and back body is virtually unbreakable
- Terminal screws are backed out and ready to wire
- Extra-long and extra-wide mounting straps
- Patented built-in wire stripper for #14 and #12 wire (#12 and #10 for TR817, TR877, 9508TR, 9507TR, TR6350, TR6350) to speed installation
- Side-wire terminals accept up to #10 solid or stranded wire
- Push-in terminals accept #14 solid wire (TR270, TR1107 & 9500TR duplex devices only)

Table 1. Duplex tamper resistant receptacles

Catalog no.	Description	Rating			Color suffix
		A	V/AC	NEMA	
□ TR270__	Duplex receptacle	15	125	5-15R	A, B, BK, LA, V, W
□ TR270-9__	Duplex receptacle, auto grounding	15	125	5-15R	A, B, LA, V, W
□ TR370__	Tamper resistant duplex receptacle	20	125	5-15R	A, B, BK, LA, V, W
□ TR1107__	Decorator duplex receptacle	15	125	5-15R	A, B, GY, LA, V, W, SG, RB
□ TR1107-9__	Decorator duplex receptacle, auto grounding	15	125	5-15R	A, BK, LA, V, W
□ TR1307	Tamper resistant decorator duplex receptacle	20	125	5-20	A, B, BK, GY, LA, V, W

Compliances, specifications and availability are subject to change without notice.



Powering Business Worldwide

Project Name:	Prepared By:
Project Number:	Date:
Catalog Number:	Type:

Applications

Tamper resistant receptacles contain a UL listed safety shutter system that prevents the insertion of foreign objects into receptacles. The safety shutters will open only upon insertion of a 2-prong or 3-prong plug. Installing these receptacles ensures compliance with 2017 NEC Article 406.12. Areas of application include: new residential construction; remodel/retrofit residential construction; apartment buildings; condominiums and townhouses; hotels, motels, inns and suites with kitchenettes; retirement communities, nursing homes and assisted living facilities. (Note: 2017 NEC Article 406.12 applies to new construction only).

Table 2. Specifications

Catalog no.	TR270, TR370, TR1107, TR1307 series
Receptacle type	Residential grade duplex
Wiring type	Back & side wire 9509TR, 9510TR (except 9507 push & side wire)
Testing & code compliance	<ul style="list-style-type: none"> • cULus Listed to UL498, file no. E15058 • UL certified to CSA C22.2, no. 42 • NOM/ANSI certified.
Environmental specifications	Flammability: Meets UL 94 requirements; TR1107, TR270, 9505TR V0 rated; 9507TR, 9508TR, 9510TR V2 rated Temperature rating: -TR1107, TR270, 9505TR -20°C to 60°C (-4°F to 140°F); 9507TR, 9508TR, 9510TR - 20°C to 70°C (-4°F to 158°F)
Electrical specifications	Dielectric voltage: Withstands 2000V per UL 498 Current interrupting: Yes, at full-rated current Temperature rise: Max. 30°C (86°F) after 100 cycles of overload @ 150% of rated current (DC)
Mechanical specifications	Terminal accommodation: #14 - 10 AWG Voltage ratings: Permanently marked on device

Table 3. Materials

Catalog no.	TR270, TR370, TR1107, TR1307 series
Receptacle type	Residential grade duplex
Body top & bottom	TR1107, TR270, 9505TR - PVC 9507TR, 9508TR - nylon 9510TR - PVC top, nylon bottom
Strap	Galvanized steel TR1107, TR270, 9505TR Nickel-plated steel 9507TR, 9508TR, 9510TR.
Contacts	Brass alloy
Terminal screws	Brass/nickel-plated steel
Terminal clamps	Brass-plated 9507TR, 9508TR; steel 9510TR

Table 4. Color ordering information

For ordering devices, include Cat. no. followed by the color code: A (Almond), B (Brown), BK (Black), GY (Gray), LA (Light Almond), V (Ivory), W (White), SG (Silver Granite), RB (Oil Rubbed Bronze)

A	B	BK	GY	LA	V	W	SG	RB
(Almond)	(Brown)	(Black)	(Gray)	(Light Almond)	(Ivory)	(White)	(Silver Granite)	(Oil Rubbed Bronze)

Project Name:	Prepared By:
Project Number:	Date:
Catalog Number:	Type:

Product Dimensions

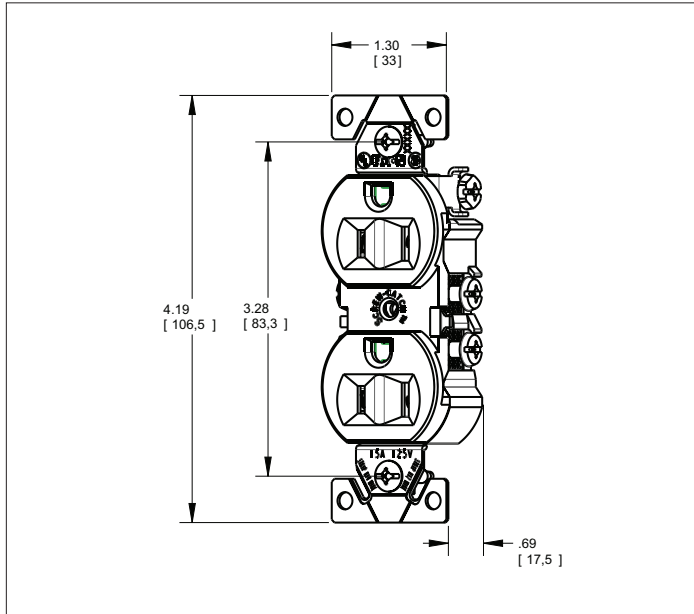


Figure 1. TR270 Line Art with Dimensions

Certifications & compliances

Catalog no.	cULus	NOM 426
TR270	•	•
TR270-9	•	•
TR370	•	•
TR1107	•	•
TR1107-9	•	•
TR1307	•	•

KEY: cULus cULus NOM 426 NOM

Compliances, specifications and availability are subject to change without notice.

Electrical Sector
203 Cooper Circle
Peachtree City, GA 30269
United States
Eaton.com
Eaton.com/wiringdevices

Electrical Sector
Canada Operations
5925 McLaughlin Road
Mississauga, Ontario, L5R 1B8
Canada
EatonCanada.ca
Eaton.com/wiringdevices

Electrical Sector
Mexico Operations
Carr. Tlalnepantla -
Cuautitlán Km 178 s/n
Col. Villa Jardín esq.
Cerrada 8 de Mayo
Cuautitlán, México CP 54800
México
Eaton.mx
Eaton.com/wiringdevices