
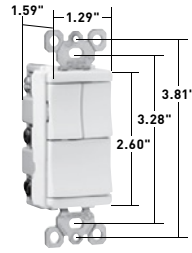


SWITCHES


TradeMaster® Decorator Combination Switches 15A, 120VAC



TM811WCC



TM8111WCC



TM81111WCC

Features

- Impact-resistant face and body.
- Fully rounded back body protects wires from being damaged by sharp edges.
- Clear identification of circuits.
- External screw-pressure-plate back and side wired. Accepts #12 and #14 AWG.
- Ground screw position under the end of the strap minimizes the risk of contact.
- Full wraparound metal strap with lock-in tabs.
- Patented split circuit tab – easily accessible, and can be reinstalled without a tool.
- Unique "Up/Down" switches match the look and feel of standard Decorator switches.
- Largest breadth of 15 amp offering.
- All screws are tri-drive.
- Tamper-resistant version features dual mechanical shutter system to help prevent insertion of foreign objects (see Page A-26).


| CATALOG NUMBER | RATING | | COLOR | 3rd PARTY COMPLIANCE | |
|--|--------|-----|--------------|----------------------|-------|
| | A. | VAC | | UL20 | cULus |
| TWO SINGLE POLE SWITCHES | | | | | |
| TM811ICC | 15 | 120 | Ivory | • | • |
| TM811WCC | 15 | 120 | White | • | • |
| TM811CC | 15 | 120 | Brown | • | • |
| TM811BKCC | 15 | 120 | Black | • | • |
| TM811LACC | 15 | 120 | Light Almond | • | • |
| SINGLE POLE SWITCH & THREE-WAY SWITCH | | | | | |
| TM813ICC | 15 | 120 | Ivory | • | • |
| TM813WCC | 15 | 120 | White | • | • |
| TM813CC | 15 | 120 | Brown | • | • |
| TM813BKCC | 15 | 120 | Black | • | • |
| TM813LACC | 15 | 120 | Light Almond | • | • |
| TWO THREE-WAY SWITCHES | | | | | |
| TM833ICC | 15 | 120 | Ivory | • | • |
| TM833WCC | 15 | 120 | White | • | • |
| TM833CC | 15 | 120 | Brown | • | • |
| TM833BKCC | 15 | 120 | Black | • | • |
| TM833LACC | 15 | 120 | Light Almond | • | • |
| THREE SINGLE POLE SWITCHES | | | | | |
| TM8111ICC | 15 | 120 | Ivory | • | • |
| TM8111WCC | 15 | 120 | White | • | • |
| TM8111CC | 15 | 120 | Brown | • | • |
| TM8111BKCC | 15 | 120 | Black | • | • |
| TM8111LACC | 15 | 120 | Light Almond | • | • |
| TWO SINGLE POLE SWITCHES & THREE-WAY SWITCH | | | | | |
| TM8113WCC | 15 | 120 | White | • | • |
| TM8113BKCC | 15 | 120 | Black | • | • |
| FOUR SINGLE POLE SWITCHES | | | | | |
| TM81111ICC | 15 | 120 | Ivory | • | • |
| TM81111WCC | 15 | 120 | White | • | • |
| TM81111CC | 15 | 120 | Brown | • | • |
| TM81111BKCC | 15 | 120 | Black | • | • |
| TM81111LACC | 15 | 120 | Light Almond | • | • |

SWITCHES


DEVICES & WALL PLATES

Color Selection Chart

Devices & Plastic Wall Plate Colors



Ivory Light Almond White Green Antique Brass Dark Bronze Nickel




Black Blue Brown Gray Orange Red

See specific device and wall plate catalog charts for particular color availabilities.

Metal Wall Plates


Metal Finish




Aluminum Brass (Brushed) Polished Brass Stainless Steel Brushed Bronze Chrome

Custom Metal Wall Plates Paint Finish Colors

Paint Color



Orange Green Gray Yellow Glossy Black Brown White



Primer Red Pink Flat Black Ivory Light Almond Blue


To order custom metal wall plates, see Pages P-41 – P-45.

For additional colors consult factory.


All devices listed on this page conform to NEMA WD-1 and WD-6.

SWITCHES


TradeMaster® Decorator Combination Switches 15A, 120VAC



TM811WCC



TM8111WCC



TM81111WCC

Features

- Impact-resistant face and body.
- Fully rounded back body protects wires from being damaged by sharp edges.
- Clear identification of circuits.
- External screw-pressure-plate back and side wired. Accepts #12 and #14 AWG.
- Ground screw position under the end of the strap minimizes the risk of contact.
- Full wraparound metal strap with lock-in tabs.
- Patented split circuit tab – easily accessible, and can be reinstalled without a tool.
- Unique "Up/Down" switches match the look and feel of standard Decorator switches.
- Largest breadth of 15 amp offering.
- All screws are tri-drive.
- Tamper-resistant version features dual mechanical shutter system to help prevent insertion of foreign objects (see Page A-26).


| CATALOG NUMBER | RATING | | COLOR | 3rd PARTY COMPLIANCE | |
|--|--------|-----|--------------|----------------------|-------|
| | A. | VAC | | UL20 | cULus |
| TWO SINGLE POLE SWITCHES | | | | | |
| TM811ICC | 15 | 120 | Ivory | • | • |
| TM811WCC | 15 | 120 | White | • | • |
| TM811CC | 15 | 120 | Brown | • | • |
| TM811BKCC | 15 | 120 | Black | • | • |
| TM811LACC | 15 | 120 | Light Almond | • | • |
| SINGLE POLE SWITCH & THREE-WAY SWITCH | | | | | |
| TM813ICC | 15 | 120 | Ivory | • | • |
| TM813WCC | 15 | 120 | White | • | • |
| TM813CC | 15 | 120 | Brown | • | • |
| TM813BKCC | 15 | 120 | Black | • | • |
| TM813LACC | 15 | 120 | Light Almond | • | • |
| TWO THREE-WAY SWITCHES | | | | | |
| TM833ICC | 15 | 120 | Ivory | • | • |
| TM833WCC | 15 | 120 | White | • | • |
| TM833CC | 15 | 120 | Brown | • | • |
| TM833BKCC | 15 | 120 | Black | • | • |
| TM833LACC | 15 | 120 | Light Almond | • | • |
| THREE SINGLE POLE SWITCHES | | | | | |
| TM8111ICC | 15 | 120 | Ivory | • | • |
| TM8111WCC | 15 | 120 | White | • | • |
| TM8111CC | 15 | 120 | Brown | • | • |
| TM8111BKCC | 15 | 120 | Black | • | • |
| TM8111LACC | 15 | 120 | Light Almond | • | • |
| TWO SINGLE POLE SWITCHES & THREE-WAY SWITCH | | | | | |
| TM8113WCC | 15 | 120 | White | • | • |
| TM8113BKCC | 15 | 120 | Black | • | • |
| FOUR SINGLE POLE SWITCHES | | | | | |
| TM81111ICC | 15 | 120 | Ivory | • | • |
| TM81111WCC | 15 | 120 | White | • | • |
| TM81111CC | 15 | 120 | Brown | • | • |
| TM81111BKCC | 15 | 120 | Black | • | • |
| TM81111LACC | 15 | 120 | Light Almond | • | • |

SWITCHES


DEVICES & WALL PLATES

Color Selection Chart

Devices & Plastic Wall Plate Colors



Ivory Light Almond White Green Antique Brass Dark Bronze Nickel




Black Blue Brown Gray Orange Red

See specific device and wall plate catalog charts for particular color availabilities.

Metal Wall Plates


Metal Finish



Aluminum Brass (Brushed) Polished Brass Stainless Steel Brushed Bronze Chrome

Custom Metal Wall Plates Paint Finish Colors

Paint Color



Orange Green Gray Yellow Glossy Black Brown White



Primer Red Pink Flat Black Ivory Light Almond Blue

To order custom metal wall plates, see Pages P-41 – P-45.

For additional colors consult factory.

All devices listed on this page conform to NEMA WD-1 and WD-6.