

Pan-Way® Twin-70 Surface Raceway System

PANDUIT®

SPECIFICATION SHEET

specifications

Twin-70 non-metallic, multi-channel surface raceway is used to route, protect, and conceal data, voice, fiber optic, and power cabling. The raceway is listed as suitable for use in applications up to 600 volts between connectors when screw secured and installed per instructions. A full complement of fittings with a 1" minimum bend radius is available as well as device brackets and internal junction boxes to install a variety of communication and electrical devices. The raceway provides two separate covers to maintain total separation of power and low voltage cabling. The Twin-70 raceway finish is pure in color and will resist scratches and dents, and will not peel or corrode. Twin-70 raceway is available in three standard colors and is optimized for use with the Panduit® Pan-Net® Communication System.



technical information

Material:	Rigid PVC
Flammability:	UL94V-0; FT4
Voltage rating:	UL 600V / CSA 600V
Safety compliance:	UL Listed 95425 (raceway); UL Listed E116129 (fittings)
NEC:	Article 388
Capacity:	Multi-channel
Operating and storage temperature:	0° to 50°C

key features and benefits

Separate covers throughout the system	Maintains complete separation of power and data cabling systems and provides maximum safety during installation for moves, adds, and changes
1" bend radius control fittings	Cables in the raceway will satisfy the minimum 1" bend radius requirement, preventing the potential degradation of cable performance
Snap-on faceplates	Faceplates snap directly onto the raceway base; cabling can be quickly accessed by removing only the faceplate, requiring less labor and lowers the cost of maintenance
Designer profile	Maintains the same aesthetically pleasing profile of Panduit T-45, T-70, and TG-70 raceway which allows all four systems to work together or independently
Non-metallic	Lightweight, reducing installer fatigue and labor required to install the raceway. Easy to cut with standard saws and saw blades, eliminating the need for special cutting devices
Available in different lengths, and colors	Available lengths – 8', 10' Available colors – IW, EI, WH Raceway is field paintable to match walls and surrounding décor.

applications

Pan-Way® Twin-70 Surface Raceways are designed to provide easy and economical solutions for routing power and low voltage cable in independent channels along perimeter walls, baseboards or ceilings.

This raceway is a perfect solution for schools, hospitals, offices or anywhere high cable capacity is required.

Pan-Way® Twin-70 Raceway

Raceway Bases

8 feet:	T702BIW8
10 feet:	T702BIW10

Raceway Covers

8 feet:	T70CIW8
10 feet:	T70CIW10

Divider Walls

8 feet:	T70DW8
10 feet:	T70DW10

Twin-70 Raceway Fittings

Base coupler:	T702BCIW-X
Cover coupler:	T70CCIW-X
Outside corner:	T702OCIW
Inside corner:	T702ICIW
Right angle:	T702RAIW
End cap:	T702ECIW
Entrance end:	T702EEIW
Tee fitting:	T702TIW
Transition to T-70:	T702TRIW
Transition to LD/T-45:	T702TRLIW
Transition divider insert:	T702TRI

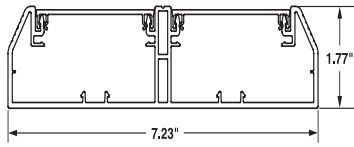
Twin-70 Accessories

Wire retainer:	T70WR-X
Device bracket:	T70DB-X
Standard faceplate bracket:	T70SDB-X
Three sided hanging box:	T70HB3-X
GFCI three sided hanging box:	T70HB3GFCI-X
Hanging box:	T70HB-X
Spacer plate:	T70S-X
Fiber spool bracket:	T70FSB

For standard colors other than IW (Off White), replace IW in part number with EI (Electrical Ivory) or WH (White).

Pan-Way® Twin-70 Surface Raceway System

Wire Fill

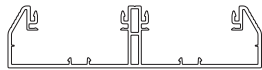


TWIN-70
Left Internal Area = 4.59 Sq. In.
Right Internal Area = 4.59 Sq. In.

Raceway Type and Configuration	Fill Area (in ²)	Electrical Cables			Data Grade Cables								Coax Cables				Fiber Optic Cable	
		14 AWG	12 AWG	10 AWG	24 AWG		23 AWG		26 AWG		23 AWG		RG6		RG59/u		2 Strand	
		THHN/THWN/T90			Cat. 5e		Cat. 6		Cat. 6A (SD)		Cat. 6A							
		0.111	0.130	0.164	DIA = 0.193		DIA = 0.240		DIA = 0.240		DIA = 0.300		DIA = 0.275		DIA = 0.242		DIA = 0.175	
		FILL			FILL		FILL		FILL		FILL		FILL		FILL		FILL	
		MAX	MAX	MAX	SPEC	MAX	SPEC	MAX	SPEC	MAX	SPEC	MAX	SPEC	MAX	SPEC	MAX	SPEC	MAX
(UL Temp Rise Test)			(40%) (60%)		(40%) (60%)		(40%) (60%)		(40%) (60%)		(40%) (60%)		(40%) (60%)		(40%) (60%)		(40%) (60%)	
Twin-70: Power and data (no terminations)	2.05	—	—	—	28	42	18	27	18	27	11	17	13	20	17	26	34	51
	1.43	16	16	15	—	—	—	—	—	—	—	—	—	—	—	—	—	—
Twin-70: One channel (no devices)	4.59	—	—	—	62	94	40	60	40	60	25	38	30	46	39	59	76	114
Twin-70: Data only (Screw-On Faceplate)	3.11	—	—	—	42	63	27	41	27	41	17	26	20	31	27	40	51	77
Twin-70: Power only (Screw-On Faceplate)	3.32	15	13	13	—	—	—	—	—	—	—	—	—	—	—	—	—	—
Twin-70: Data only (Snap-On Faceplate)	4.14	—	—	—	56	84	36	54	36	54	23	35	27	41	36	54	68	103
Twin-70: TVSS Power (Snap-On Faceplate)	2.33	16	16	14	—	—	—	—	—	—	—	—	—	—	—	—	—	—

Note: Cable diameters shown are industry averages and not necessarily Panduit specific, except for Cat. 6A (SD).

Twin-70 Lineart



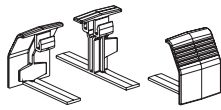
T702B



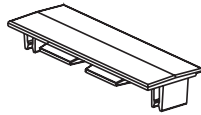
T70C

Pan-Way® Twin-70 Surface Raceway System

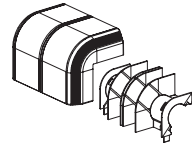
Fittings and Accessories



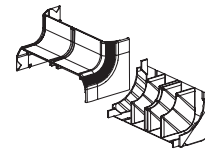
T702BC-X



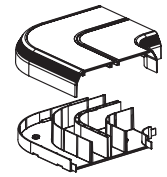
T70CC-X



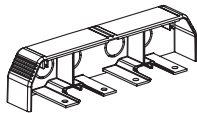
T702OC



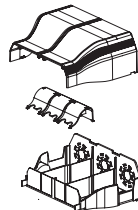
T702IC



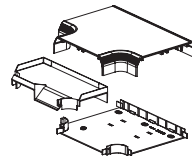
T702RA



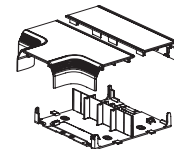
T702EC



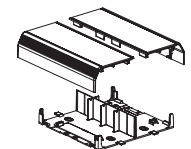
T702EE



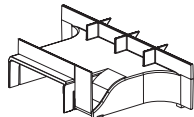
T702T



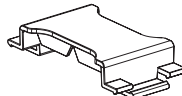
T702TR



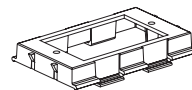
T702TRL



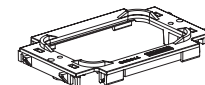
T702TRI



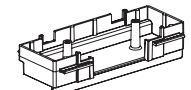
T70WR-X



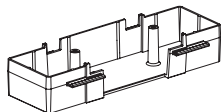
T70DB-X



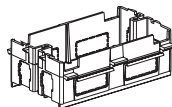
T70SDB-X



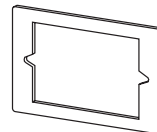
T70HB3-X



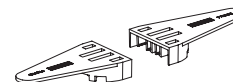
T70HB3GFCI-X



T70HB-X



T70S-X



T70FSB

WORLDWIDE SUBSIDIARIES AND SALES OFFICES

PANDUIT CANADA
Markham, Ontario
cs-cdn@panduit.com
Phone: 800.777.3300

PANDUIT EUROPE LTD.
London, UK
cs-emea@panduit.com
Phone: 44.20.8601.7200

PANDUIT SINGAPORE PTE. LTD.
Republic of Singapore
cs-ap@panduit.com
Phone: 65.6305.7575

PANDUIT JAPAN
Tokyo, Japan
cs-japan@panduit.com
Phone: 81.3.6863.6000

PANDUIT LATIN AMERICA
Guadalajara, Mexico
cs-la@panduit.com
Phone: 52.33.3777.6000

PANDUIT AUSTRALIA PTY. LTD.
Victoria, Australia
cs-aus@panduit.com
Phone: 61.3.9794.9020

For a copy of Panduit product warranties, log on to www.panduit.com/warranty

For more information

Visit us at www.panduit.com

Contact Customer Service by email: cs@panduit.com
or by phone: 800.777.3300

PANDUIT®

©2015 Panduit Corp.
ALL RIGHTS RESERVED.
SRSP28--WW-ENG
Replaces WW-SRSP09
06/2016

Pan-Way® Twin-70 Surface Raceway System

PANDUIT®

SPECIFICATION SHEET

specifications

Twin-70 non-metallic, multi-channel surface raceway is used to route, protect, and conceal data, voice, fiber optic, and power cabling. The raceway is listed as suitable for use in applications up to 600 volts between connectors when screw secured and installed per instructions. A full complement of fittings with a 1" minimum bend radius is available as well as device brackets and internal junction boxes to install a variety of communication and electrical devices. The raceway provides two separate covers to maintain total separation of power and low voltage cabling. The Twin-70 raceway finish is pure in color and will resist scratches and dents, and will not peel or corrode. Twin-70 raceway is available in three standard colors and is optimized for use with the Panduit® Pan-Net® Communication System.



technical information

Material:	Rigid PVC
Flammability:	UL94V-0; FT4
Voltage rating:	UL 600V / CSA 600V
Safety compliance:	UL Listed 95425 (raceway); UL Listed E116129 (fittings)
NEC:	Article 388
Capacity:	Multi-channel
Operating and storage temperature:	0° to 50°C

key features and benefits

Separate covers throughout the system	Maintains complete separation of power and data cabling systems and provides maximum safety during installation for moves, adds, and changes
1" bend radius control fittings	Cables in the raceway will satisfy the minimum 1" bend radius requirement, preventing the potential degradation of cable performance
Snap-on faceplates	Faceplates snap directly onto the raceway base; cabling can be quickly accessed by removing only the faceplate, requiring less labor and lowers the cost of maintenance
Designer profile	Maintains the same aesthetically pleasing profile of Panduit T-45, T-70, and TG-70 raceway which allows all four systems to work together or independently
Non-metallic	Lightweight, reducing installer fatigue and labor required to install the raceway. Easy to cut with standard saws and saw blades, eliminating the need for special cutting devices
Available in different lengths, and colors	Available lengths – 8', 10' Available colors – IW, EI, WH Raceway is field paintable to match walls and surrounding décor.

applications

Pan-Way® Twin-70 Surface Raceways are designed to provide easy and economical solutions for routing power and low voltage cable in independent channels along perimeter walls, baseboards or ceilings.

This raceway is a perfect solution for schools, hospitals, offices or anywhere high cable capacity is required.

Pan-Way® Twin-70 Raceway

Raceway Bases

8 feet:	T702BIW8
10 feet:	T702BIW10

Raceway Covers

8 feet:	T70CIW8
10 feet:	T70CIW10

Divider Walls

8 feet:	T70DW8
10 feet:	T70DW10

Twin-70 Raceway Fittings

Base coupler:	T702BCIW-X
Cover coupler:	T70CCIW-X
Outside corner:	T702OCIW
Inside corner:	T702ICIW
Right angle:	T702RAIW
End cap:	T702ECIW
Entrance end:	T702EEIW
Tee fitting:	T702TIW
Transition to T-70:	T702TRIW
Transition to LD/T-45:	T702TRLIW
Transition divider insert:	T702TRI

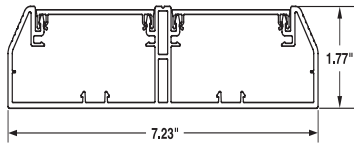
Twin-70 Accessories

Wire retainer:	T70WR-X
Device bracket:	T70DB-X
Standard faceplate bracket:	T70SDB-X
Three sided hanging box:	T70HB3-X
GFCI three sided hanging box:	T70HB3GFCI-X
Hanging box:	T70HB-X
Spacer plate:	T70S-X
Fiber spool bracket:	T70FSB

For standard colors other than IW (Off White), replace IW in part number with EI (Electrical Ivory) or WH (White).

Pan-Way® Twin-70 Surface Raceway System

Wire Fill

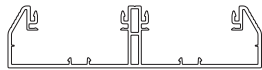


TWIN-70
Left Internal Area = 4.59 Sq. In.
Right Internal Area = 4.59 Sq. In.

Raceway Type and Configuration	Fill Area (in ²)	Electrical Cables			Data Grade Cables								Coax Cables				Fiber Optic Cable	
		14 AWG	12 AWG	10 AWG	24 AWG		23 AWG		26 AWG		23 AWG		RG6		RG59/u		2 Strand	
		THHN/THWN/T90			Cat. 5e		Cat. 6		Cat. 6A (SD)		Cat. 6A							
		0.111	0.130	0.164	DIA = 0.193		DIA = 0.240		DIA = 0.240		DIA = 0.300		DIA = 0.275		DIA = 0.242		DIA = 0.175	
		FILL			FILL		FILL		FILL		FILL		FILL		FILL		FILL	
		MAX	MAX	MAX	SPEC	MAX	SPEC	MAX	SPEC	MAX	SPEC	MAX	SPEC	MAX	SPEC	MAX	SPEC	MAX
(UL Temp Rise Test)			(40%) (60%)		(40%) (60%)		(40%) (60%)		(40%) (60%)		(40%) (60%)		(40%) (60%)		(40%) (60%)		(40%) (60%)	
Twin-70: Power and data (no terminations)	2.05	—	—	—	28	42	18	27	18	27	11	17	13	20	17	26	34	51
	1.43	16	16	15	—	—	—	—	—	—	—	—	—	—	—	—	—	—
Twin-70: One channel (no devices)	4.59	—	—	—	62	94	40	60	40	60	25	38	30	46	39	59	76	114
Twin-70: Data only (Screw-On Faceplate)	3.11	—	—	—	42	63	27	41	27	41	17	26	20	31	27	40	51	77
Twin-70: Power only (Screw-On Faceplate)	3.32	15	13	13	—	—	—	—	—	—	—	—	—	—	—	—	—	—
Twin-70: Data only (Snap-On Faceplate)	4.14	—	—	—	56	84	36	54	36	54	23	35	27	41	36	54	68	103
Twin-70: TVSS Power (Snap-On Faceplate)	2.33	16	16	14	—	—	—	—	—	—	—	—	—	—	—	—	—	—

Note: Cable diameters shown are industry averages and not necessarily Panduit specific, except for Cat. 6A (SD).

Twin-70 Lineart



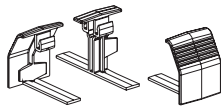
T702B



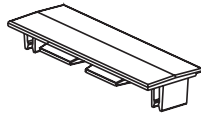
T70C

Pan-Way® Twin-70 Surface Raceway System

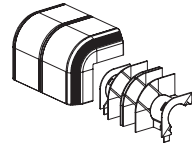
Fittings and Accessories



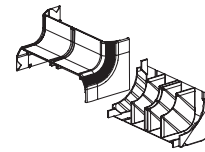
T702BC-X



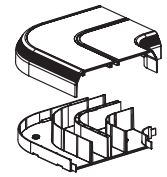
T70CC-X



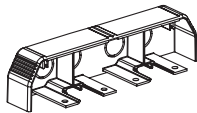
T702OC




T702IC



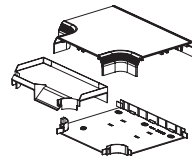
T702RA



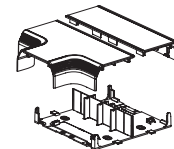
T702EC



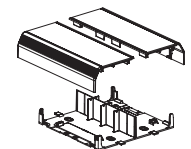
T702EE



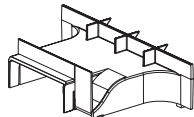
T702T



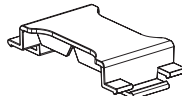
T702TR



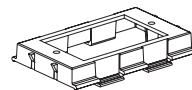
T702TRL



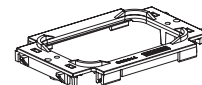
T702TRI



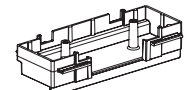
T70WR-X



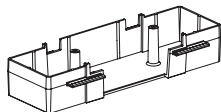
T70DB-X



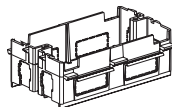
T70SDB-X



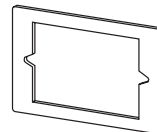
T70HB3-X



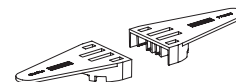
T70HB3GFCI-X



T70HB-X



T70S-X



T70FSB

WORLDWIDE SUBSIDIARIES AND SALES OFFICES

PANDUIT CANADA
Markham, Ontario
cs-cdn@panduit.com
Phone: 800.777.3300

PANDUIT EUROPE LTD.
London, UK
cs-emea@panduit.com
Phone: 44.20.8601.7200

PANDUIT SINGAPORE PTE. LTD.
Republic of Singapore
cs-ap@panduit.com
Phone: 65.6305.7575

PANDUIT JAPAN
Tokyo, Japan
cs-japan@panduit.com
Phone: 81.3.6863.6000

PANDUIT LATIN AMERICA
Guadalajara, Mexico
cs-la@panduit.com
Phone: 52.33.3777.6000

PANDUIT AUSTRALIA PTY. LTD.
Victoria, Australia
cs-aus@panduit.com
Phone: 61.3.9794.9020

For a copy of Panduit product warranties, log on to www.panduit.com/warranty

For more information

Visit us at www.panduit.com

Contact Customer Service by email: cs@panduit.com
or by phone: 800.777.3300

©2015 Panduit Corp.
ALL RIGHTS RESERVED.
SRSP28--WW-ENG
Replaces WW-SRSP09
06/2016