

# Dimmers & Fan Speed Controls Product Selection Guide



Energy concerns have created directives in some states for lighting controls in new residential construction and major renovations. In an effort to reduce electrical power consumption, California has mandated one of the most stringent energy codes in the country. California Title 24 requires high efficacy luminaires, vacancy sensors (Section M), or dimmers to be placed in certain areas of the home. The standard became effective on October 1, 2005. Other states are considering adopting similar mandates to answer their own energy concerns. Pass & Seymour/Legrand has an extensive selection of vacancy sensor and dimmer solutions to address this growing industry trend.



### LightSense™ Control

- Select any lighting scene at the touch of a button – for a room, an area, or the entire home.
- Reliable radio-control operation.
- For added security – with a repeater, the system will play back lighting usage from previous week for a realistic everyone's-at-home appearance.

**PAGE N-4 – N-10**



### Scene Director Control

- Select any lighting scene at the touch of a button.
- Optional infrared remote enables control from anywhere in the room.
- Master can control up to 30 dimmers.
- Easy to program – and won't lose programming during power outage.

**PAGE N-11, N-12**



### Leandro® Decorator Dimmers

- Multi-location dimming.
- Light levels fade elegantly up/down.
- Green LEDs indicate preset level; red LED makes dimmers easy to find in the dark.

**PAGE N-13**



### Harmony™ Decorator Dimmers

- Matches P&S Decorator devices.
- Combines ON/OFF Decorator switch with separate slider for dimming control.
- No lost settings during power outages.

**PAGE N-14**



### LS Series Decorator Slide Dimmers

- Smooth, ergonomic operation.
- Snap-in LED light modules make dimmers easy to find at night.
- Available in both preset and non-preset models.

**PAGE N-15 – N-17**



### DR Series Decorator Rotary Dimmers

- Illuminated knob shows light level.
- Snap-in LED light modules make dimmers easy to find at night.
- Available for incandescent and low-voltage lighting.

**PAGE N-18**



### TogglePlus Dimmers

- Convenient preset dimming control.
- Lights come on gradually – easy on the eyes and the lamps.
- Matches appearance of toggle switches.

**PAGE N-22**



### Toggle Dimmers

- Match appearance of toggle switches.
- No loss of settings during power outages.
- Illuminated versions available.

**PAGE N-23**



### Short Slide Dimmers

- Provide a contemporary style using a toggle-style wall plate.
- Retain settings through power outages.

**PAGE N-21**



### Rotary Dimmers

- Models for incandescent and low-voltage lights; preset and illuminated features available.
- Simple to operate.

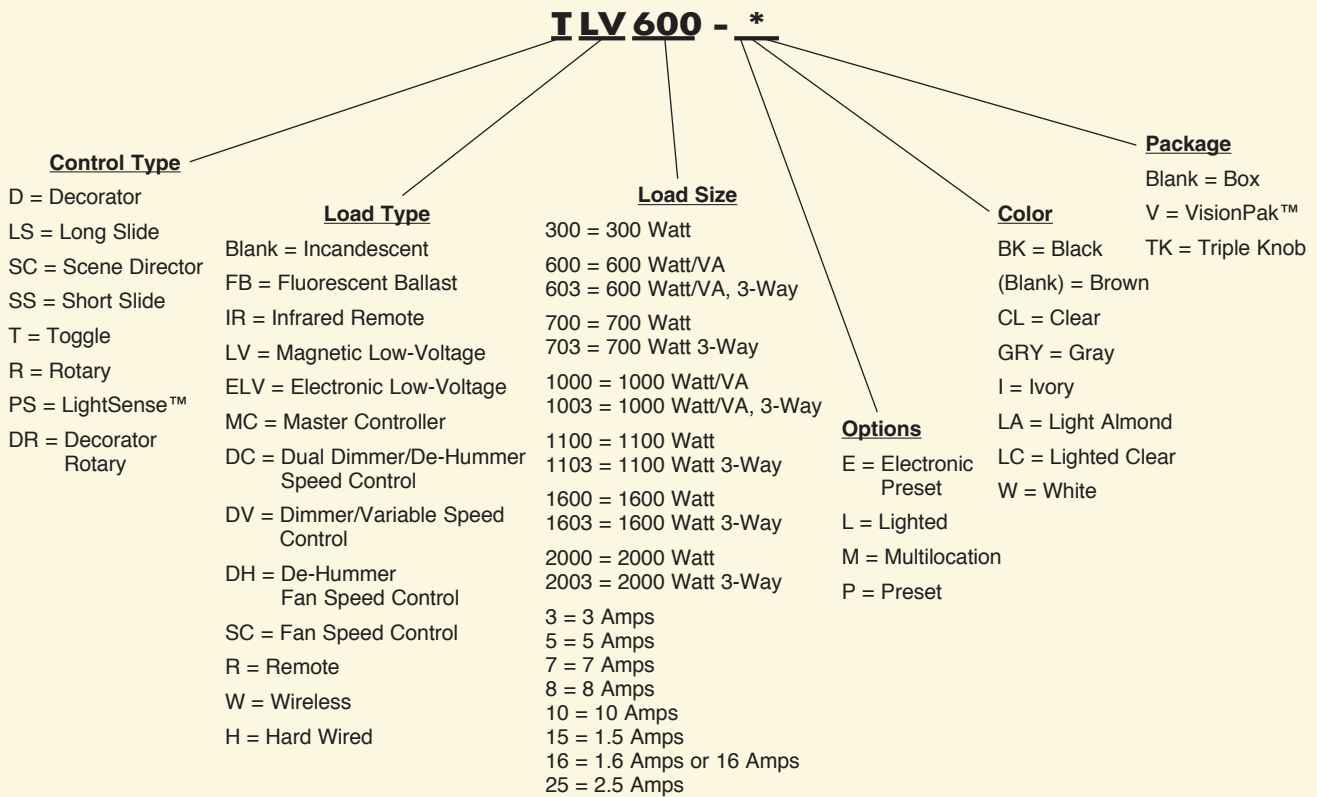
**PAGE N-24**

# Dimmers & Fan Speed Controls Catalog Numbering System

Pass & Seymour



**All Pass & Seymour Dimmers and Fan Speed Controls use an easy-to-understand catalog numbering system:**



**Examples:**

**D600MLAV** = Decorator Dimmer, Incandescent, 600W, Multilocation, Light Almond, in a VisionPak

**LS600LA** = Decorator Slide Dimmer, Incandescent, 600W, Light Almond, in a Box

**SSSC5-WV** = Short Slide, Fan Speed Control, 5 Amp, White, in a VisionPak

Many P&S Dimmers & Fan Speed Controls are available boxed or VisionPak™ clam-shell packaging for high-impact merchandising. Please see the Catalog Numbering System above or specific charts for ordering information.

**More versatile than standard toggle dimmers.** Provides easy ON/OFF. Separate preset and electronic touch pads allow convenient dimming control.

**Matches appearance** of standard P&S toggle switch.

**Uses conventional 3-way wiring** when used in conjunction with a 3-way switch.




**Green LED night light** glows when OFF.

**Double click the switch to full ON** raises lights to full ON automatically without losing your favorite preset.

**Soft start control** brings lights up slowly, extends bulb life.

**T600ELA**



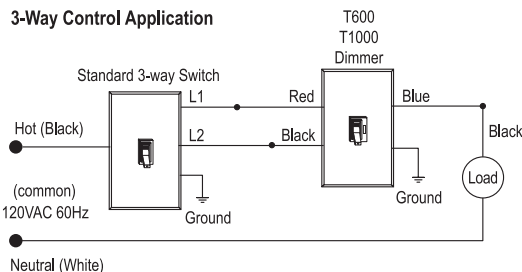
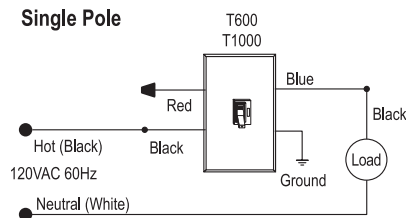
**T600ELA  
T1000ELA**

Catalog Number	Description	Ratings	Color
<b>600W Incandescent Toggle Dimmers*</b>			
T600EI T600EW T600ELA	Preset, Single Pole and 3-Way	120V 600 Watt	Ivory White Light Almond
<b>1000W Incandescent Toggle Dimmers*</b>			
T1000EI T1000EW T1000ELA	Preset, Single Pole and 3-Way	120V 1000 Watt	Ivory White Light Almond

\* Available in VisionPak™ packaging, add "V" to Catalog Number. Example: T600ELAV.  
Not for use with metal wall plates.

Max. Load Rating	Fins Removed	
	One Side	Two Side
<b>De-Rating Chart</b>		
600W	500W	400W
1000W	800W	600W

### Wiring Diagrams



## Dimmers & Fan Speed Controls Product Selection Guide



Energy concerns have created directives in some states for lighting controls in new residential construction and major renovations. In an effort to reduce electrical power consumption, California has mandated one of the most stringent energy codes in the country. California Title 24 requires high efficacy luminaires, vacancy sensors (Section M), or dimmers to be placed in certain areas of the home. The standard became effective on October 1, 2005. Other states are considering adopting similar mandates to answer their own energy concerns. Pass & Seymour/Legrand has an extensive selection of vacancy sensor and dimmer solutions to address this growing industry trend.



### LightSense™ Control

- Select any lighting scene at the touch of a button – for a room, an area, or the entire home.
- Reliable radio-control operation.
- For added security – with a repeater, the system will play back lighting usage from previous week for a realistic everyone's-at-home appearance.

**PAGE N-4 – N-10**



### Scene Director Control

- Select any lighting scene at the touch of a button.
- Optional infrared remote enables control from anywhere in the room.
- Master can control up to 30 dimmers.
- Easy to program – and won't lose programming during power outage.

**PAGE N-11, N-12**



### Leandro® Decorator Dimmers

- Multi-location dimming.
- Light levels fade elegantly up/down.
- Green LEDs indicate preset level; red LED makes dimmers easy to find in the dark.

**PAGE N-13**



### Harmony™ Decorator Dimmers

- Matches P&S Decorator devices.
- Combines ON/OFF Decorator switch with separate slider for dimming control.
- No lost settings during power outages.

**PAGE N-14**



### LS Series Decorator Slide Dimmers

- Smooth, ergonomic operation.
- Snap-in LED light modules make dimmers easy to find at night.
- Available in both preset and non-preset models.

**PAGE N-15 – N-17**



### DR Series Decorator Rotary Dimmers

- Illuminated knob shows light level.
- Snap-in LED light modules make dimmers easy to find at night.
- Available for incandescent and low-voltage lighting.

**PAGE N-18**



### TogglePlus Dimmers

- Convenient preset dimming control.
- Lights come on gradually – easy on the eyes and the lamps.
- Matches appearance of toggle switches.

**PAGE N-22**



### Toggle Dimmers

- Match appearance of toggle switches.
- No loss of settings during power outages.
- Illuminated versions available.

**PAGE N-23**



### Short Slide Dimmers

- Provide a contemporary style using a toggle-style wall plate.
- Retain settings through power outages.

**PAGE N-21**



### Rotary Dimmers

- Models for incandescent and low-voltage lights; preset and illuminated features available.
- Simple to operate.

**PAGE N-24**

# Dimmers & Fan Speed Controls Catalog Numbering System

Pass & Seymour



**All Pass & Seymour Dimmers and Fan Speed Controls use an easy-to-understand catalog numbering system:**

**T LV 600 - \***

**Control Type**

- D = Decorator
- LS = Long Slide
- SC = Scene Director
- SS = Short Slide
- T = Toggle
- R = Rotary
- PS = LightSense™
- DR = Decorator Rotary

**Load Type**

- Blank = Incandescent
- FB = Fluorescent Ballast
- IR = Infrared Remote
- LV = Magnetic Low-Voltage
- ELV = Electronic Low-Voltage
- MC = Master Controller
- DC = Dual Dimmer/De-Hummer Speed Control
- DV = Dimmer/Variable Speed Control
- DH = De-Hummer Fan Speed Control
- SC = Fan Speed Control
- R = Remote
- W = Wireless
- H = Hard Wired

**Load Size**

- 300 = 300 Watt
- 600 = 600 Watt/VA
- 603 = 600 Watt/VA, 3-Way
- 700 = 700 Watt
- 703 = 700 Watt 3-Way
- 1000 = 1000 Watt/VA
- 1003 = 1000 Watt/VA, 3-Way
- 1100 = 1100 Watt
- 1103 = 1100 Watt 3-Way
- 1600 = 1600 Watt
- 1603 = 1600 Watt 3-Way
- 2000 = 2000 Watt
- 2003 = 2000 Watt 3-Way
- 3 = 3 Amps
- 5 = 5 Amps
- 7 = 7 Amps
- 8 = 8 Amps
- 10 = 10 Amps
- 15 = 1.5 Amps
- 16 = 1.6 Amps or 16 Amps
- 25 = 2.5 Amps

**Color**

- BK = Black
- (Blank) = Brown
- CL = Clear
- GRY = Gray
- I = Ivory
- LA = Light Almond
- LC = Lighted Clear
- W = White

**Options**

- E = Electronic Preset
- L = Lighted
- M = Multilocation
- P = Preset

**Package**

- Blank = Box
- V = VisionPak™
- TK = Triple Knob

**Examples:**

- D600MLAV** = Decorator Dimmer, Incandescent, 600W, Multilocation, Light Almond, in a VisionPak
- LS600LA** = Decorator Slide Dimmer, Incandescent, 600W, Light Almond, in a Box
- SSSC5-WV** = Short Slide, Fan Speed Control, 5 Amp, White, in a VisionPak

Many P&S Dimmers & Fan Speed Controls are available boxed or VisionPak™ clam-shell packaging for high-impact merchandising. Please see the Catalog Numbering System above or specific charts for ordering information.

**More versatile than standard toggle dimmers.** Provides easy ON/OFF. Separate preset and electronic touch pads allow convenient dimming control.

**Matches appearance** of standard P&S toggle switch.

**Uses conventional 3-way wiring** when used in conjunction with a 3-way switch.




**Green LED night light** glows when OFF.

**Double click the switch to full ON** raises lights to full ON automatically without losing your favorite preset.

**Soft start control** brings lights up slowly, extends bulb life.

**T600ELA**



**T600ELA  
T1000ELA**

Catalog Number	Description	Ratings	Color
<b>600W Incandescent Toggle Dimmers*</b>			
T600EI T600EW T600ELA	Preset, Single Pole and 3-Way	120V 600 Watt	Ivory White Light Almond
<b>1000W Incandescent Toggle Dimmers*</b>			
T1000EI T1000EW T1000ELA	Preset, Single Pole and 3-Way	120V 1000 Watt	Ivory White Light Almond

\* Available in VisionPak™ packaging, add "V" to Catalog Number. Example: T600ELAV.  
Not for use with metal wall plates.

Max. Load Rating	Fins Removed	
	One Side	Two Side
<b>De-Rating Chart</b>		
600W	500W	400W
1000W	800W	600W

### Wiring Diagrams

