

CONNECTORS

Mechanical Connectors

Aluminum, Dual Rated, Transformer Stud Connectors STL Series

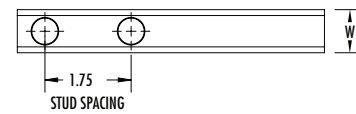
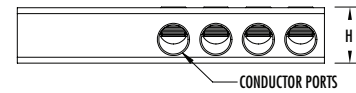
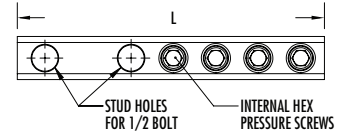


SPECIFICATIONS

- Temperature Rating: 90 °C. AL9CU
- Voltage: 600V max.

FEATURES

- Made from 6061T-6 aluminum alloy.
- Electro-tin plated for low contact resistance.
- Two NEMA ½" holes for easy attachment.



CAT. NO.	FIG. NO.	WIRE RANGE	NO. OF CONDUCTORS	MTG. HOLE DIA. (IN.)	MTG. HOLE SPACING (IN.)	MAX TORQUE VALUE (IN./LBS.)	MTG. BOLT SIZE (IN.)	HEX WRENCH SIZE (IN.)	LENGTH (L) (IN.)	WIDTH (W) (IN.)	HEIGHT (H) (IN.)	STD. CTN. QTY.
STL250-4	1	250 MCM-6 AWG	4	0.560	1.750	360	1/2	5/16	6.240	0.875	1.125	6
STL250-6	2	250 MCM-6 AWG	6	0.560	1.750	360	1/2	5/16	7.960	0.875	1.125	6
STL250-8	3	250 MCM-6 AWG	8	0.560	1.750	360	1/2	5/16	9.680	0.875	1.125	6
STL350-4	1	350 MCM-6 AWG	4	0.560	1.750	400	1/2	5/16	6.960	1.000	1.440	6
STL350-6	2	350 MCM-6 AWG	6	0.560	1.750	400	1/2	5/16	9.060	1.000	1.440	6
STL350-8	3	350 MCM-6 AWG	8	0.560	1.750	400	1/2	5/16	11.160	1.000	1.440	6
STL500-4	1	500 MCM-4 AWG	4	0.560	1.750	450	1/2	5/16	7.500	1.130	1.630	6
STL500-6	2	500 MCM-4 AWG	6	0.560	1.750	450	1/2	5/16	9.740	1.130	1.630	6
STL500-8	3	500 MCM-4 AWG	8	0.560	1.750	450	1/2	5/16	12.030	1.130	1.630	6
STL750-4	1	750-250 MCM	4	0.560	1.750	550	1/2	3/8	8.570	1.440	2.000	3
STL750-6	2	750-250 MCM	6	0.560	1.750	550	1/2	3/8	11.420	1.440	2.000	3
STL750-8	3	750-250 MCM	8	0.560	1.750	550	1/2	3/8	14.280	1.440	2.000	3

CONNECTORS

Mechanical Connectors

Aluminum, Dual Rated, Transformer Stud Connectors STL Series

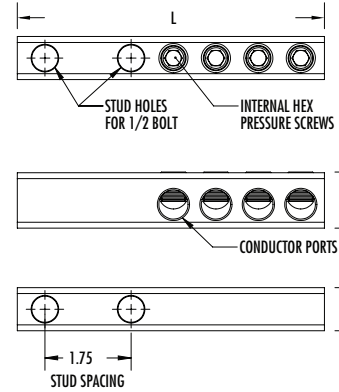


SPECIFICATIONS

- Temperature Rating: 90 °C. AL9CU
- Voltage: 600V max.

FEATURES

- Made from 6061T-6 aluminum alloy.
- Electro-tin plated for low contact resistance.
- Two NEMA 1/2" holes for easy attachment.



CAT. NO.	FIG. NO.	WIRE RANGE	NO. OF CONDUCTORS	MTG. HOLE DIA. (IN.)	MTG. HOLE SPACING (IN.)	MAX TORQUE VALUE (IN./LBS.)	MTG. BOLT SIZE (IN.)	HEX WRENCH SIZE (IN.)	LENGTH (L) (IN.)	WIDTH (W) (IN.)	HEIGHT (H) (IN.)	STD. CTN. QTY.
STL250-4	1	250 MCM-6 AWG	4	0.560	1.750	360	1/2	5/16	6.240	0.875	1.125	6
STL250-6	2	250 MCM-6 AWG	6	0.560	1.750	360	1/2	5/16	7.960	0.875	1.125	6
STL250-8	3	250 MCM-6 AWG	8	0.560	1.750	360	1/2	5/16	9.680	0.875	1.125	6
STL350-4	1	350 MCM-6 AWG	4	0.560	1.750	400	1/2	5/16	6.960	1.000	1.440	6
STL350-6	2	350 MCM-6 AWG	6	0.560	1.750	400	1/2	5/16	9.060	1.000	1.440	6
STL350-8	3	350 MCM-6 AWG	8	0.560	1.750	400	1/2	5/16	11.160	1.000	1.440	6
STL500-4	1	500 MCM-4 AWG	4	0.560	1.750	450	1/2	5/16	7.500	1.130	1.630	6
STL500-6	2	500 MCM-4 AWG	6	0.560	1.750	450	1/2	5/16	9.740	1.130	1.630	6
STL500-8	3	500 MCM-4 AWG	8	0.560	1.750	450	1/2	5/16	12.030	1.130	1.630	6
STL750-4	1	750-250 MCM	4	0.560	1.750	550	1/2	3/8	8.570	1.440	2.000	3
STL750-6	2	750-250 MCM	6	0.560	1.750	550	1/2	3/8	11.420	1.440	2.000	3
STL750-8	3	750-250 MCM	8	0.560	1.750	550	1/2	3/8	14.280	1.440	2.000	3