

SSA SERIES

DIGITAL AUTO OFF IN-WALL TIME SWITCH



APPLICATIONS



- Offices, meeting rooms, library aisles
- Stock and equipment rooms
- Exhaust fans – work areas, utility rooms, bathrooms
- Hot tub heaters and circulating pumps
- Timed override lighting and HVAC for after hours and for loads controlled by electromechanical or digital time switches.

FEATURES

8-IN-1 TIMING: Choose from 8 preset ON intervals.

MANUAL SCROLL-UP: Option allows adjustment in 10 minute intervals.

FLASH WARNING: Optional flicker feature turns load off for 1 second, 2 minutes before end of timed cycle and again 1 minute before end of timed cycle.

AUDIBLE WARNING: Optional beep will sound every 12 seconds during the last 2 minutes of timed cycle.

TAMPER RESISTANT: Time ON interval preset hidden behind wall plate.

EASY SET: Dip switches provide quick set-up of timing and options.

EASY WIRING: No neutral needed, great for retrofit.

BACKLIT DISPLAY: Numerical read-out of time remaining includes graphic bar showing time remaining in 10% increments. Stands out strongly in lighted and dark areas.

WALL PLATE: Supplied with white standard single gang decorator wall plate.

SSA-R24: Offers low voltage control with SPDT output and includes momentary input.

SPECIFICATIONS

TIMING ACCURACY: .002%.

INPUT VOLTAGE:
120/277 VAC, 50/60Hz.

WIRE SIZE: #18AWG.

OPERATING TEMPERATURE:
0°F to +100°F (-17°C to +37°C).

ORDERING INFO

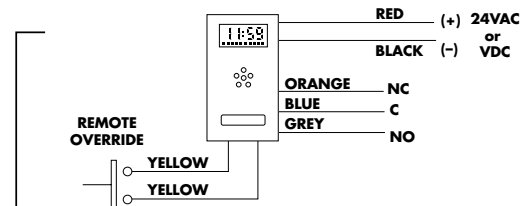
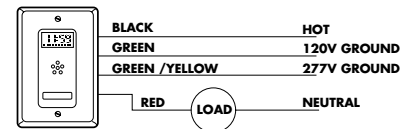
CATALOG NO.	UPC CODE	INPUT SUPPLY	TIME SETTINGS	OUTPUT CONTACTS
SSA100	14010	120/277 VAC	Minutes: 5, 15, 30 Hours: 1, 3, 6, 9, 12	SPST
SSA200	14011	120/277 VAC	Minutes: 10, 20, 40 Hours: 1, 1½, 2, 4, 8	SPST
SSA100R-24	14014	24VAC/24VDC	Minutes: 5, 15, 30 Hours: 1, 3, 6, 9, 12	SPDT
SSA200R-24	14015	24VAC/24VDC	Minutes: 10, 20, 40 Hours: 1, 1½, 2, 4, 8	SPDT
LCS115M	82082		Momentary Switch for Override (white)	SPST

CONTACT RATINGS

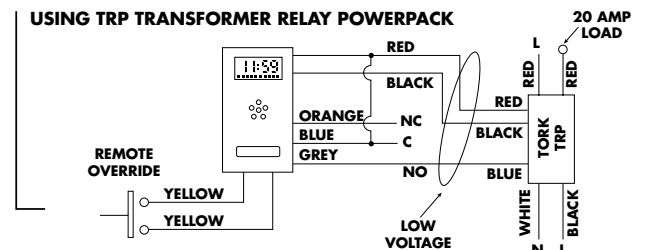
	TYPE	VOLTAGE	RATING
SSA100/200	Tungsten	120VAC	800W
	Ballast	120VAC	800W
		277VAC	1200W
	Motor	120VAC	1/8HP
SSA100/200R-24	Pilot Duty	120VAC	240VA
	30V	30V	1A
	1V min.	1V min.	100µA

WIRING DIAGRAMS

SSA100/200



SSA200R-24



SSA SERIES

DIGITAL AUTO OFF IN-WALL TIME SWITCH



APPLICATIONS



- Offices, meeting rooms, library aisles
- Stock and equipment rooms
- Exhaust fans – work areas, utility rooms, bathrooms
- Hot tub heaters and circulating pumps
- Timed override lighting and HVAC for after hours and for loads controlled by electromechanical or digital time switches.

FEATURES

8-IN-1 TIMING: Choose from 8 preset ON intervals.

MANUAL SCROLL-UP: Option allows adjustment in 10 minute intervals.

FLASH WARNING: Optional flicker feature turns load off for 1 second, 2 minutes before end of timed cycle and again 1 minute before end of timed cycle.

AUDIBLE WARNING: Optional beep will sound every 12 seconds during the last 2 minutes of timed cycle.

TAMPER RESISTANT: Time ON interval preset hidden behind wall plate.

EASY SET: Dip switches provide quick set-up of timing and options.

EASY WIRING: No neutral needed, great for retrofit.

BACKLIT DISPLAY: Numerical read-out of time remaining includes graphic bar showing time remaining in 10% increments. Stands out strongly in lighted and dark areas.

WALL PLATE: Supplied with white standard single gang decorator wall plate.

SSA-R24: Offers low voltage control with SPDT output and includes momentary input.

SPECIFICATIONS

TIMING ACCURACY: .002%.

INPUT VOLTAGE:
120/277 VAC, 50/60Hz.

WIRE SIZE: #18AWG.

OPERATING TEMPERATURE:
0°F to +100°F (-17°C to +37°C).

ORDERING INFO

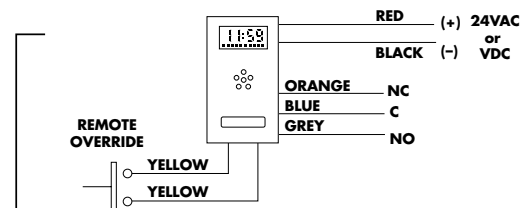
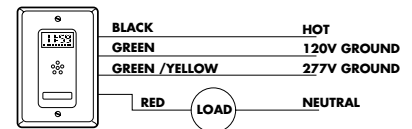
CATALOG NO.	UPC CODE	INPUT SUPPLY	TIME SETTINGS	OUTPUT CONTACTS
SSA100	14010	120/277 VAC	Minutes: 5, 15, 30 Hours: 1, 3, 6, 9, 12	SPST
SSA200	14011	120/277 VAC	Minutes: 10, 20, 40 Hours: 1, 1½, 2, 4, 8	SPST
SSA100R-24	14014	24VAC/24VDC	Minutes: 5, 15, 30 Hours: 1, 3, 6, 9, 12	SPDT
SSA200R-24	14015	24VAC/24VDC	Minutes: 10, 20, 40 Hours: 1, 1½, 2, 4, 8	SPDT
LCS115M	82082		Momentary Switch for Override (white)	SPST

CONTACT RATINGS

	TYPE	VOLTAGE	RATING
SSA100/200	Tungsten	120VAC	800W
	Ballast	120VAC	800W
		277VAC	1200W
	Motor	120VAC	1/8HP
SSA100/200R-24	Pilot Duty	120VAC	240VA
	30V	30V	1A
	1V min.	1V min.	100µA

WIRING DIAGRAMS

SSA100/200



SSA200R-24

