

ROCKER SWITCHES • LARGE APPLIANCE

.830" x 1.450" PANEL CUTOUT • .250" Q.C. TERMINATION

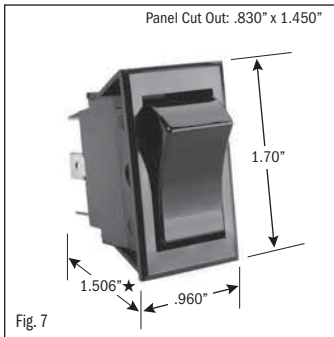
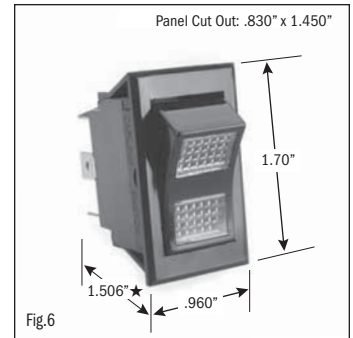

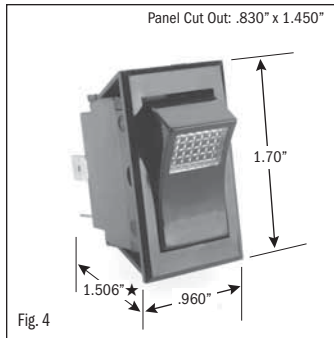



POLES & THROWS	CIRCUIT FUNCTIONS	NOMINAL RATING			FIRST LENS COLOR	SECOND LENS COLOR	LAMP VOLTAGE	CATALOG NUMBER	FIG. NO.
		AMPS 125 VAC	AMPS 250 VAC	H.P. 125-250 VAC					

MAINTAINED CONTACT

SPST	ON-OFF	15	10	1/2	RED	-	125V NEON	SS1101-R-125-BG	1
SPST	ON-OFF	15	10	3/4	-	-	-	SS1101-BG	2
SPDT	ON-ON	15	10	3/4	-	-	-	SS1102-BG	3
SPDT	ON-OFF-ON	15	10	3/4	-	-	-	SS1103-BG	3
DPST	ON-OFF	15	10	3/4 @ 250	RED	-	12V INCANDESCENT	SS1104-R-12-BG	4
DPST	ON-OFF	15	10	3/4 @ 250	RED	-	125V NEON	SS1104-R-125-BG	4
DPST	ON-OFF	15	10	3/4 @ 250	AMBER	-	12V INCANDESCENT	SS1104-A-12-BG	4
DPST	ON-OFF	15	10	3/4 @ 250	AMBER	-	125V NEON	SS1104-A-125-BG	4
DPST	ON-OFF	20	20Δ	1 1/2 / 2*	-	-	-	SS1104-BG	5
DPDT	ON-ON	15	10	3/4 @ 250	RED	AMBER	125V NEON	SS1105-RA-125-BG	6
DPDT	ON-ON	20	20Δ	1 1/2 / 2*	-	-	-	SS1105-BG	7
DPDT	ON-OFF-ON	15	10	3/4 @ 250	RED	RED	125V NEON	SS1106-RR-125-BG	6
DPDT	ON-OFF-ON	15	10	3/4 @ 250	AMBER	AMBER	125V NEON	SS1106-AA-125-BG	6
DPDT	ON-OFF-ON	20	20Δ	1 1/2 / 2*	-	-	-	SS1106-BG	7

Δ Rated 20 Amps 125 VAC - 277 VAC
 * 1 1/2 H.P. @ 125 VAC, 2 H.P. @ 250 VAC

continued on page 2



★ Switch height measurement in Figures above, includes body and terminals combined



All specifications and dimensions are for reference only. If specific information is needed and/or of critical nature, contact Selecta Products headquarters for specific information before ordering.

ROCKER SWITCHES • LARGE APPLIANCE

.830" x 1.450" PANEL CUTOUT • .250" Q.C. TERMINATION

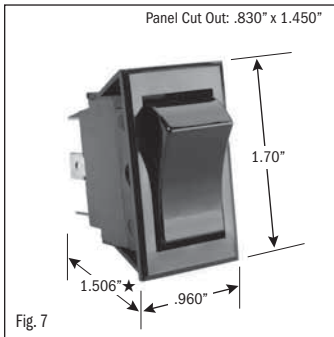
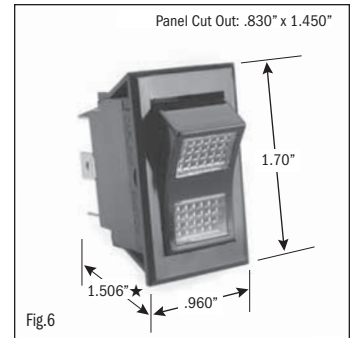

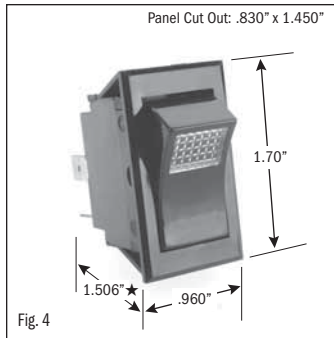



POLES & THROWS	CIRCUIT FUNCTIONS	NOMINAL RATING			FIRST LENS COLOR	SECOND LENS COLOR	LAMP VOLTAGE	CATALOG NUMBER	FIG. NO.
		AMPS 125 VAC	AMPS 250 VAC	H.P. 125-250 VAC					

MAINTAINED CONTACT

SPST	ON-OFF	15	10	1/2	RED	-	125V NEON	SS1101-R-125-BG	1
SPST	ON-OFF	15	10	3/4	-	-	-	SS1101-BG	2
SPDT	ON-ON	15	10	3/4	-	-	-	SS1102-BG	3
SPDT	ON-OFF-ON	15	10	3/4	-	-	-	SS1103-BG	3
DPST	ON-OFF	15	10	3/4@250	RED	-	12V INCANDESCENT	SS1104-R-12-BG	4
DPST	ON-OFF	15	10	3/4@250	RED	-	125V NEON	SS1104-R-125-BG	4
DPST	ON-OFF	15	10	3/4@250	AMBER	-	12V INCANDESCENT	SS1104-A-12-BG	4
DPST	ON-OFF	15	10	3/4@250	AMBER	-	125V NEON	SS1104-A-125-BG	4
DPST	ON-OFF	20	20Δ	1 1/2/2*	-	-	-	SS1104-BG	5
DPDT	ON-ON	15	10	3/4@250	RED	AMBER	125V NEON	SS1105-RA-125-BG	6
DPDT	ON-ON	20	20Δ	1 1/2/2*	-	-	-	SS1105-BG	7
DPDT	ON-OFF-ON	15	10	3/4@250	RED	RED	125V NEON	SS1106-RR-125-BG	6
DPDT	ON-OFF-ON	15	10	3/4@250	AMBER	AMBER	125V NEON	SS1106-AA-125-BG	6
DPDT	ON-OFF-ON	20	20Δ	1 1/2/2*	-	-	-	SS1106-BG	7

Δ Rated 20 Amps 125 VAC - 277 VAC
* 1 1/2 H.P. @ 125 VAC, 2 H.P. @ 250 VAC

continued on page 2



★ Switch height measurement in Figures above, includes body and terminals combined



All specifications and dimensions are for reference only. If specific information is needed and/or of critical nature, contact Selecta Products headquarters for specific information before ordering.