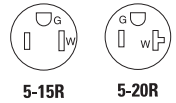


# Arrow Hart specification grade NAFTA GFCI receptacles with wire leads

Project Name:	Prepared By:
Project Number:	Date:
Catalog Number:	Type:

## Description

2-pole, 3-wire grounding  
 15A, 125V/AC  
 20A, 125V/AC



SGF20

## Design features

- UL Listed, fully compliant with all latest UL943 Class A GFCI requirements
- 10 kA short circuit current rating per Supplement SA of UL943
- Lock-out functionality prevents miswired line-load connections and GFCI circuitry damage
- Visual indicator lights provides quick visual reference of a tripped and/or "end of life" conditions
- Each device carries a 20A feed-through rating
- Longer, wider "bridged" strap provides 40% more contact area with wallboard, virtually eliminating floating installations
- Matching standard size thermoplastic wallplate included
- Provides compliance with 2017 NEC Article 406.9 that states that all receptacles installed in wet and damp locations must be weather resistant

**Table 1. Specification grade**

Catalog no.	Description	Rating		NEMA	Color suffix
		A	V/AC		
<input type="checkbox"/> SGF15F___-PSOL	Duplex GFCI, NAFTA compliant, solid pigtail leads, back & side wire	15	125	5-15R	B, BK, GY, LA, RD, V, W
<input type="checkbox"/> SGF15F___-PSTR	Duplex GFCI, NAFTA compliant, stranded pigtail leads, back & side wire	15	125	5-15R	B, BK, GY, LA, RD, V, W
<input type="checkbox"/> SGF20F___-PSOL	Duplex GFCI, NAFTA compliant, solid pigtail leads, back & side wire	20	125	5-20R	B, BK, GY, LA, RD, V, W
<input type="checkbox"/> SGF20F___-PSTR	Duplex GFCI, NAFTA compliant, stranded pigtail leads, back & side wire	20	125	5-20R	B, BK, GY, LA, RD, V, W

Includes standard size unbreakable wallplate unless otherwise noted  
 Consult factory customer service representative for additional packaging options

**Compliances, specifications and availability are subject to change without notice.**



Powering Business Worldwide

Project Name:	Prepared By:
Project Number:	Date:
Catalog Number:	Type:

## Applications

GFCI receptacles are designed with the safety of the user in mind. In commercial and industrial areas like public bathrooms, breakrooms and food service areas, the NEC® requires GFCI receptacles. Arrow Hart GFCI receptacles are UL Listed and fully compliant with all of the latest UL943 Class A GFCI and UL498 requirements. Additionally, GFCIs incorporate lock-out functionality to protect against mis-wired line-load connections and GFCI circuitry damage.

**Table 2. Specifications**

Catalog no.	SGF and SGF_F series
<b>Device type</b>	<b>Specification grade GFCI 15A &amp; 20A</b>
<b>Wiring type</b>	Back & side wire
<b>Testing &amp; code compliance</b>	<ul style="list-style-type: none"> <li>cULus Listed to UL 498 and UL 943, file no. E60120</li> <li>Meets all UL 943 (GFCI), UL 498 (receptacles) and applicable CSA requirements</li> <li>NOM certified</li> </ul>
<b>Environmental specifications</b>	<b>Flammability:</b> Meets UL 94 requirements; V2 rated <b>Temperature rating:</b> -35°C to 66°C (-31°F to 150.8°F)
<b>Electrical specifications</b>	<b>Dielectric voltage:</b> Withstands 2000V per UL 498 <b>Current interrupting:</b> Yes, at full-rated current <b>Temperature rise:</b> Max. 30°C (86°F) after 100 cycles of overload @ 150% of rated current (DC) <b>Trip time:</b> 0.025 seconds (Class A) <b>Frequency:</b> 60 Hz; Voltage: 125V; Amperage: 15A/20A 20A feed-through <b>Short circuit testing:</b> Meets and exceeds 10 kA <b>Maximum interrupting capacity:</b> 20 Amps
<b>Mechanical specifications</b>	<b>Terminal accommodation:</b> #14 - 10 AWG <b>Voltage ratings:</b> Permanently marked on device

**Table 3. Materials**

Catalog no.	SGF and SGF_F series
<b>Top housing</b>	Thermoplastic, polypropylene
<b>Bottom housing</b>	Thermoplastic, PVC
<b>Strap</b>	0.042" thick steel, zinc-plated
<b>Line contacts</b>	0.030" thick brass
<b>Terminal &amp; ground screws</b>	#8-32 steel, brass-plated; neutral screw nickel-plated, ground screw green
<b>Terminal clamps</b>	0.070" thick steel
<b>Wire leads (PSOL/PSTR)</b>	#12 AWG solid or stranded copper wire, 7" length

**Table 4. GFCI status indicator**

EOL indicator RED LED	Trip indicator AMBER LED	Diagnosis	Color suffix
OFF	OFF	Device is functioning properly OR branch circuit may have no power	Manually depress TEST button to trip device. <b>Amber</b> light should come ON <ul style="list-style-type: none"> <li>If <b>Amber</b> light does <u>not</u> come ON, check if there is power to the branch</li> <li>If <b>Amber</b> light does come ON, manually depress the RESET button to restore power to the device</li> <li>If GFCI does not reset, replace GFCI</li> <li>If GFCI does reset, device is functioning properly</li> </ul>
OFF	<b>ON</b>	Device is in tripped state	Manually depress the RESET button to restore power to the device <ul style="list-style-type: none"> <li>If GFCI does not reset, replace GFCI</li> </ul>
Blinking	OFF	Device's "end of life" indication device is in reset state	Manually depress TEST button to trip device. <b>Amber</b> light should come ON <ul style="list-style-type: none"> <li>If <b>Amber</b> light does <u>not</u> come ON, check if there is power to the branch</li> <li>If <b>Amber</b> light does come ON, manually depress the RESET button to restore power to the device</li> <li>If it does not reset, and/or the blinking continues, replace GFCI</li> </ul>
Blinking	<b>ON</b>	Device's "end of life" indication device is in tripped state	Manually depress the RESET button to restore power to the device <ul style="list-style-type: none"> <li>If it does not reset, and/or the blinking continues, replace GFCI</li> </ul>

EOL: End of Life

**Table 5. Color ordering information**

For ordering devices, include Cat. no. followed by the color code: B (Brown), BK (Black), GY (Gray), LA (Light Almond), RD (Red), V (Ivory), W (White)

<b>B</b>	<b>BK</b>	<b>GY</b>	<b>LA</b>	<b>RD</b>	<b>V</b>	<b>W</b>
Brown	Black	Gray	Lt. Almond	Red	Ivory	White

Project Name:	Prepared By:
Project Number:	Date:
Catalog Number:	Type:

### Product dimensions

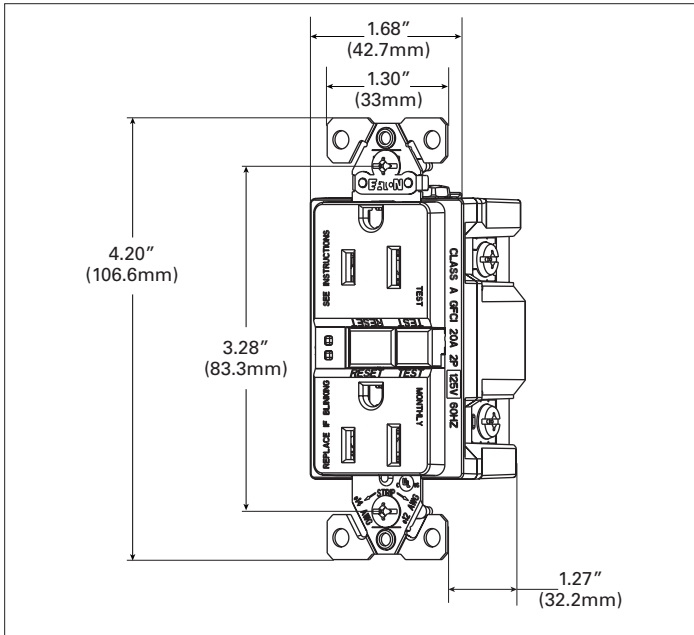


Figure 1. SGF15F-PSOL & SGF15F-PSTR Line art w/dimensions

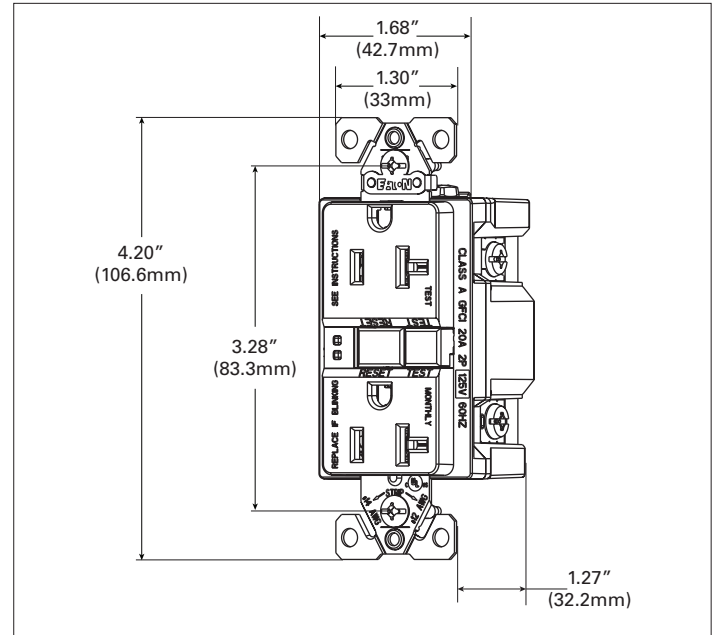


Figure 2. SGF20F-PSOL & SGF20F-PSTR Line art w/dimensions

### Certifications & compliances

Catalog no.					
SGF15F-PSOL	•	•	•	•	•
SGF15F-PSTR	•	•	•	•	•
SGF20F-PSOL	•	•	•	•	•
SGF20F-PSTR	•	•	•	•	•

**KEY:** cULus NAFTA NOM  
 Arrowlink Build-To-Spec

Build-To-Spec Customizable Devices

Electrical Sector  
Canada Operations  
203 Cooper Circle  
Peachtree City, GA 30269  
United States  
Eaton.com  
Eaton.com/wiringdevices

Electrical Sector  
Mexico Operations  
5925 McLaughlin Road  
Mississauga, Ontario, L5R 1B8  
Canada  
EatonCanada.ca  
Eaton.com/wiringdevices

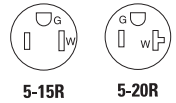
Electrical Sector  
Mexico Operations  
Carr. Tlalnepantla -  
Cuautitlan Km 178 s/n  
Col. Villa Jardin esq.  
Cerrada 8 de Mayo  
Cuautitlan, Mexico CP 54800  
Mexico  
Eaton.mx  
Eaton.com/wiringdevices

# Arrow Hart specification grade NAFTA GFCI receptacles with wire leads

Project Name:	Prepared By:
Project Number:	Date:
Catalog Number:	Type:

## Description

2-pole, 3-wire grounding  
 15A, 125V/AC  
 20A, 125V/AC



SGF20

## Design features

- UL Listed, fully compliant with all latest UL943 Class A GFCI requirements
- 10 kA short circuit current rating per Supplement SA of UL943
- Lock-out functionality prevents miswired line-load connections and GFCI circuitry damage
- Visual indicator lights provides quick visual reference of a tripped and/or "end of life" conditions
- Each device carries a 20A feed-through rating
- Longer, wider "bridged" strap provides 40% more contact area with wallboard, virtually eliminating floating installations
- Matching standard size thermoplastic wallplate included
- Provides compliance with 2017 NEC Article 406.9 that states that all receptacles installed in wet and damp locations must be weather resistant

**Table 1. Specification grade**

Catalog no.	Description	Rating		NEMA	Color suffix
		A	V/AC		
<input type="checkbox"/> SGF15F___-PSOL	Duplex GFCI, NAFTA compliant, solid pigtail leads, back & side wire	15	125	5-15R	B, BK, GY, LA, RD, V, W
<input type="checkbox"/> SGF15F___-PSTR	Duplex GFCI, NAFTA compliant, stranded pigtail leads, back & side wire	15	125	5-15R	B, BK, GY, LA, RD, V, W
<input type="checkbox"/> SGF20F___-PSOL	Duplex GFCI, NAFTA compliant, solid pigtail leads, back & side wire	20	125	5-20R	B, BK, GY, LA, RD, V, W
<input type="checkbox"/> SGF20F___-PSTR	Duplex GFCI, NAFTA compliant, stranded pigtail leads, back & side wire	20	125	5-20R	B, BK, GY, LA, RD, V, W

Includes standard size unbreakable wallplate unless otherwise noted  
 Consult factory customer service representative for additional packaging options

**Compliances, specifications and availability are subject to change without notice.**



Powering Business Worldwide

Project Name:	Prepared By:
Project Number:	Date:
Catalog Number:	Type:

## Applications

GFCI receptacles are designed with the safety of the user in mind. In commercial and industrial areas like public bathrooms, breakrooms and food service areas, the NEC® requires GFCI receptacles. Arrow Hart GFCI receptacles are UL Listed and fully compliant with all of the latest UL943 Class A GFCI and UL498 requirements. Additionally, GFCIs incorporate lock-out functionality to protect against mis-wired line-load connections and GFCI circuitry damage.

**Table 2. Specifications**

Catalog no.	SGF and SGF_F series
<b>Device type</b>	<b>Specification grade GFCI 15A &amp; 20A</b>
<b>Wiring type</b>	Back & side wire
<b>Testing &amp; code compliance</b>	<ul style="list-style-type: none"> <li>cULus Listed to UL 498 and UL 943, file no. E60120</li> <li>Meets all UL 943 (GFCI), UL 498 (receptacles) and applicable CSA requirements</li> <li>NOM certified</li> </ul>
<b>Environmental specifications</b>	<b>Flammability:</b> Meets UL 94 requirements; V2 rated <b>Temperature rating:</b> -35°C to 66°C (-31°F to 150.8°F)
<b>Electrical specifications</b>	<b>Dielectric voltage:</b> Withstands 2000V per UL 498 <b>Current interrupting:</b> Yes, at full-rated current <b>Temperature rise:</b> Max. 30°C (86°F) after 100 cycles of overload @ 150% of rated current (DC) <b>Trip time:</b> 0.025 seconds (Class A) <b>Frequency:</b> 60 Hz; Voltage: 125V; Amperage: 15A/20A 20A feed-through <b>Short circuit testing:</b> Meets and exceeds 10 kA <b>Maximum interrupting capacity:</b> 20 Amps
<b>Mechanical specifications</b>	<b>Terminal accommodation:</b> #14 - 10 AWG <b>Voltage ratings:</b> Permanently marked on device

**Table 3. Materials**

Catalog no.	SGF and SGF_F series
<b>Top housing</b>	Thermoplastic, polypropylene
<b>Bottom housing</b>	Thermoplastic, PVC
<b>Strap</b>	0.042" thick steel, zinc-plated
<b>Line contacts</b>	0.030" thick brass
<b>Terminal &amp; ground screws</b>	#8-32 steel, brass-plated; neutral screw nickel-plated, ground screw green
<b>Terminal clamps</b>	0.070" thick steel
<b>Wire leads (PSOL/PSTR)</b>	#12 AWG solid or stranded copper wire, 7" length

**Table 4. GFCI status indicator**

EOL indicator RED LED	Trip indicator AMBER LED	Diagnosis	Color suffix
OFF	OFF	Device is functioning properly OR branch circuit may have no power	Manually depress TEST button to trip device. <b>Amber</b> light should come ON <ul style="list-style-type: none"> <li>If <b>Amber</b> light does <u>not</u> come ON, check if there is power to the branch</li> <li>If <b>Amber</b> light does come ON, manually depress the RESET button to restore power to the device</li> <li>If GFCI does not reset, replace GFCI</li> <li>If GFCI does reset, device is functioning properly</li> </ul>
OFF	<b>ON</b>	Device is in tripped state	Manually depress the RESET button to restore power to the device <ul style="list-style-type: none"> <li>If GFCI does not reset, replace GFCI</li> </ul>
Blinking	OFF	Device's "end of life" indication device is in reset state	Manually depress TEST button to trip device. <b>Amber</b> light should come ON <ul style="list-style-type: none"> <li>If <b>Amber</b> light does <u>not</u> come ON, check if there is power to the branch</li> <li>If <b>Amber</b> light does come ON, manually depress the RESET button to restore power to the device</li> <li>If it does not reset, and/or the blinking continues, replace GFCI</li> </ul>
Blinking	<b>ON</b>	Device's "end of life" indication device is in tripped state	Manually depress the RESET button to restore power to the device <ul style="list-style-type: none"> <li>If it does not reset, and/or the blinking continues, replace GFCI</li> </ul>

EOL: End of Life

**Table 5. Color ordering information**

For ordering devices, include Cat. no. followed by the color code: B (Brown), BK (Black), GY (Gray), LA (Light Almond), RD (Red), V (Ivory), W (White)

<b>B</b>	<b>BK</b>	<b>GY</b>	<b>LA</b>	<b>RD</b>	<b>V</b>	<b>W</b>
Brown	Black	Gray	Lt. Almond	Red	Ivory	White

Project Name:	Prepared By:
Project Number:	Date:
Catalog Number:	Type:

### Product dimensions

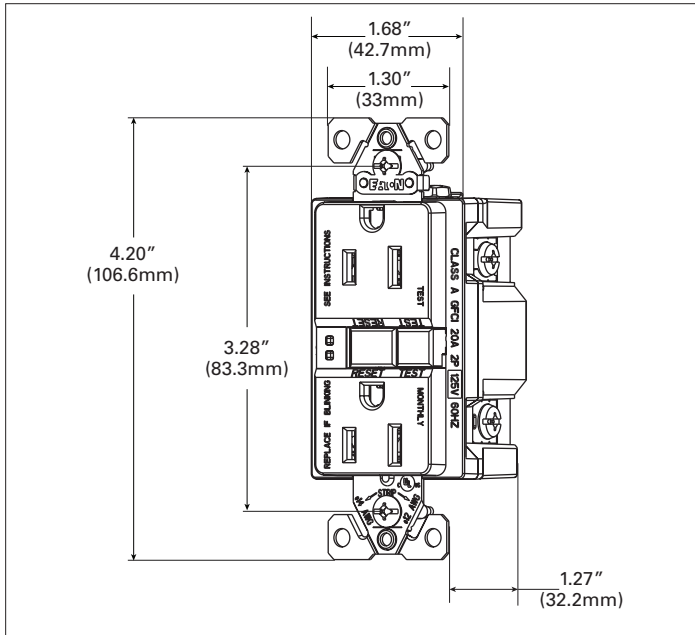


Figure 1. SGF15F-PSOL & SGF15F-PSTR Line art w/dimensions

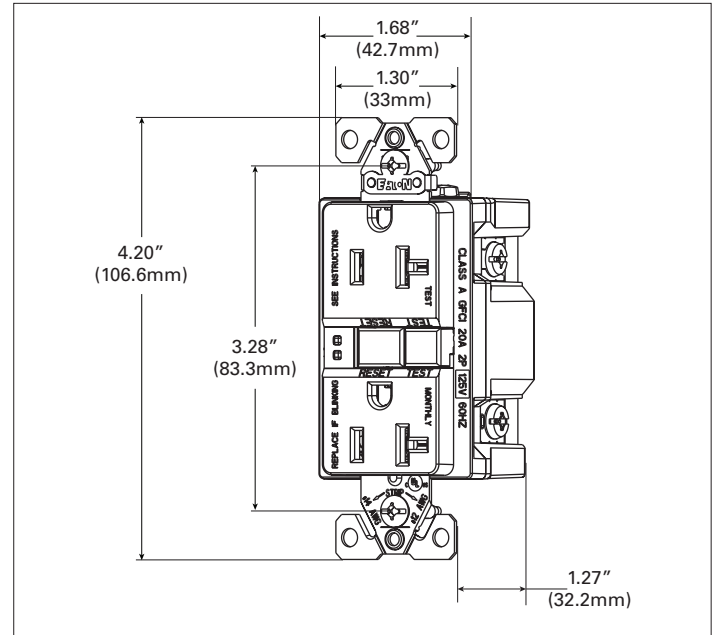


Figure 2. SGF20F-PSOL & SGF20F-PSTR Line art w/dimensions

### Certifications & compliances

Catalog no.					
SGF15F-PSOL	•	•	•	•	•
SGF15F-PSTR	•	•	•	•	•
SGF20F-PSOL	•	•	•	•	•
SGF20F-PSTR	•	•	•	•	•

**KEY:** cULus NAFTA NOM  
 Arrowlink Build-To-Spec

Build-To-Spec Customizable Devices

Electrical Sector  
Canada Operations  
203 Cooper Circle  
Peachtree City, GA 30269  
United States  
Eaton.com  
Eaton.com/wiringdevices

Electrical Sector  
Mexico Operations  
5925 McLaughlin Road  
Mississauga, Ontario, L5R 1B8  
Canada  
EatonCanada.ca  
Eaton.com/wiringdevices

Electrical Sector  
Mexico Operations  
Carr. Tlalnepantla -  
Cuautitlan Km 178 s/n  
Col. Villa Jardin esq.  
Cerrada 8 de Mayo  
Cuautitlan, Mexico CP 54800  
Mexico  
Eaton.mx  
Eaton.com/wiringdevices