

Catalog Number	
Notes	Type

FEATURES & SPECIFICATIONS

INTENDED USE

The Quick-Flex Drop Cable allows miscellaneous devices (i.e. exits or power availability) to become part of the Quick-Flex system.

ELECTRICAL

- Rated for use on 20-amp branch circuits.
- All conductors are No.12 AWG copper with -20°C to +90°C thermoplastic insulation rated 600V.
- All components provide a fully rated No. 12 AWG grounding conductor.
- Safety-Keying prevents accidental mating of components with different voltages.

SYSTEM FEATURES

- Pin and socket contacts.
- Color-coded labels for quick voltage identification.
- Auto-latching springs for easy male/female connections.
- 6" leads are prestripped 5/8" for ease of wiring directly into 1/2" knockout.
- Cast snap-in connector provided on whip-end for fast, easy installation into a 1/2" trade size knockout.
- Green armor standard for easy identification in healthcare facilities (HCF).
- Plenum rated.

LISTINGS

- UL Listed to US and Canadian Safety Standards.
- Built to UL Standard 183 for Manufactured Wiring Systems and suitable for air-handling spaces above grid ceiling as described in NEC 300.22(C).
- Meets NEC requirements for redundant ground paths for patient care areas in healthcare facilities (HCF option).
- U.S Patent Nos. 6,083,053; 6,102,773; 6,113,435; 6,126,490.

WARRANTY

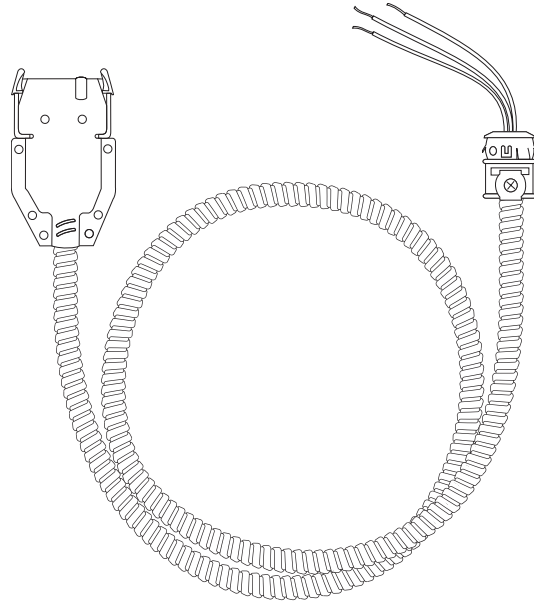
- 5-year limited warranty. Complete warranty terms located at www.acuitybrands.com/CustomerResources/Terms_and_conditions.aspx

Note: Actual performance may differ as a result of end-user environment and application. Specifications subject to change without notice.

Quick-Flex® Drop Cable

RECESSED CEILING LIGHTING SYSTEM

QD



QUICK-FLEX™

ORDERING LOGIC

Example: QD120 12/3G15

For shortest lead times, configure product using **bolded options**.

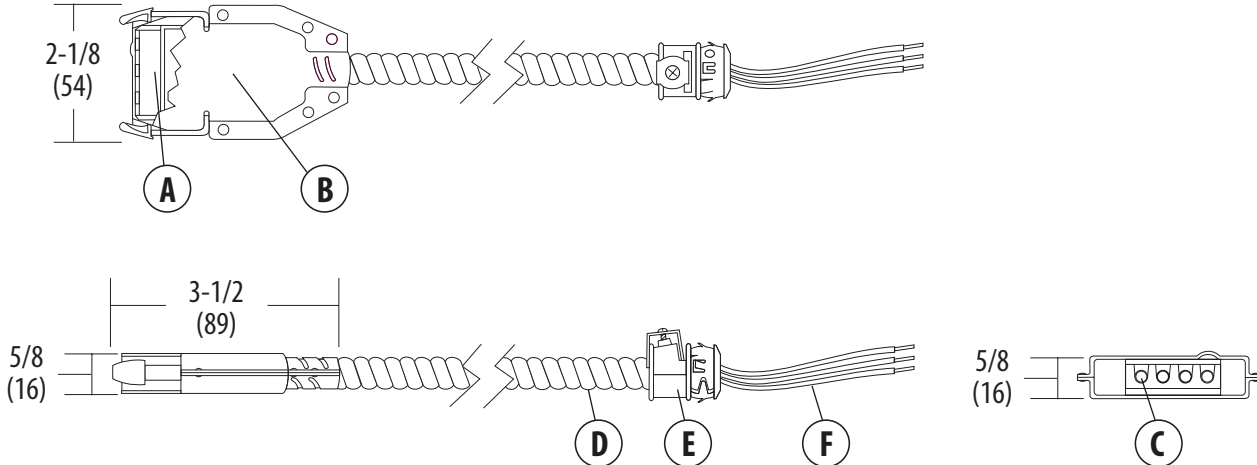
Series	Voltage	Conductors	Lengths ¹	Options
QD	120 120V 277 277V 347 347V	12/2G Two 12 AWG conductors, plus 12 AWG ground 12/3G Three 12 AWG conductors, plus 12 AWG ground	01 1 ft. 03 3 ft. 05 5 ft. 09 9 ft. 15 15 ft.	HCF Meets healthcare facility requirements

NOTES

1. Standard lengths listed. Consult factory for custom lengths up to 50ft.

DIMENSIONS

Dimensions are shown in inches (millimeters)

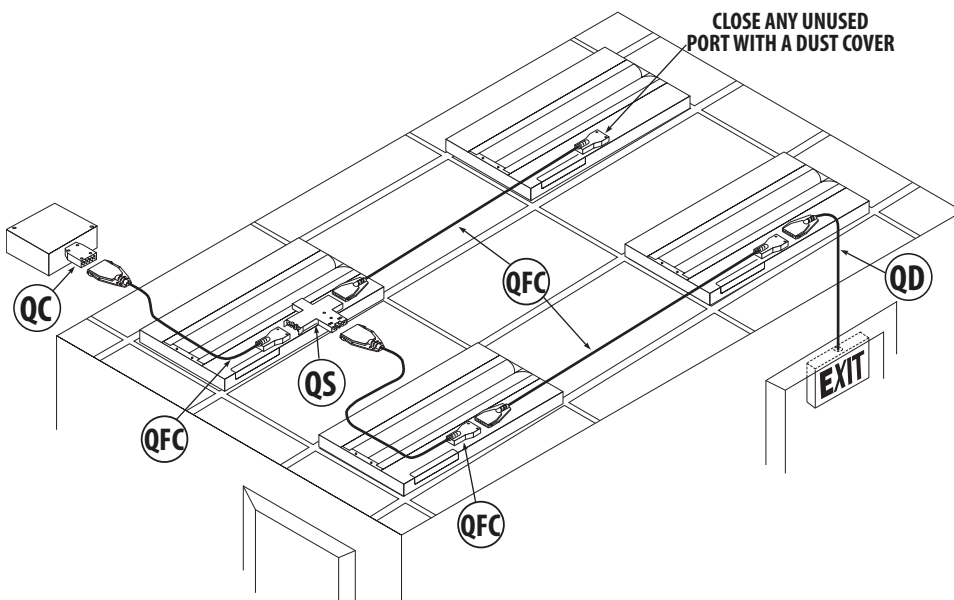


Pin Position / Wire Color			
Position	120V	277V	347V
1	Black	Brown	Black
N	White	Gray	White
G	Green	Green	Green
2	Red	Orange	Red

- A – Connector body
- B – 18-gauge galvanized steel cover, zinc alloy casting
- C – Tin-plated brass contacts
- D – MC cable standard and HCF MC optional
- E – Cast snap-in connector (for 1/2" trade size knockout)
- F – 6" leads prestripped 5/8"

SYSTEM VIEW

System View designs are for illustrative purposes only.



Catalog Number	
Notes	Type

FEATURES & SPECIFICATIONS

INTENDED USE

The Quick-Flex Drop Cable allows miscellaneous devices (i.e. exits or power availability) to become part of the Quick-Flex system.

ELECTRICAL

- Rated for use on 20-amp branch circuits.
- All conductors are No.12 AWG copper with -20°C to +90°C thermoplastic insulation rated 600V.
- All components provide a fully rated No. 12 AWG grounding conductor.
- Safety-Keying prevents accidental mating of components with different voltages.

SYSTEM FEATURES

- Pin and socket contacts.
- Color-coded labels for quick voltage identification.
- Auto-latching springs for easy male/female connections.
- 6" leads are prestripped 5/8" for ease of wiring directly into 1/2" knockout.
- Cast snap-in connector provided on whip-end for fast, easy installation into a 1/2" trade size knockout.
- Green armor standard for easy identification in healthcare facilities (HCF).
- Plenum rated.

LISTINGS

- UL Listed to US and Canadian Safety Standards.
- Built to UL Standard 183 for Manufactured Wiring Systems and suitable for air-handling spaces above grid ceiling as described in NEC 300.22(C).
- Meets NEC requirements for redundant ground paths for patient care areas in healthcare facilities (HCF option).
- U.S Patent Nos. 6,083,053; 6,102,773; 6,113,435; 6,126,490.

WARRANTY

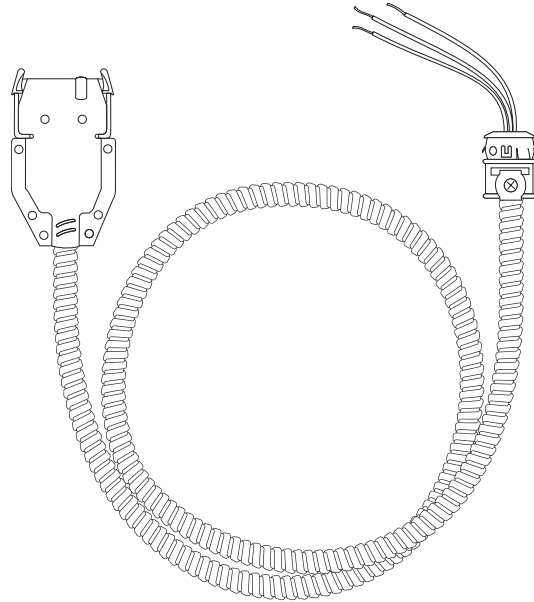
- 5-year limited warranty. Complete warranty terms located at www.acuitybrands.com/CustomerResources/Terms_and_conditions.aspx

Note: Actual performance may differ as a result of end-user environment and application. Specifications subject to change without notice.

Quick-Flex® Drop Cable

RECESSED CEILING LIGHTING SYSTEM

QD



QUICK-FLEX™

ORDERING LOGIC

Example: QD120 12/3G15

For shortest lead times, configure product using **bolded options**.

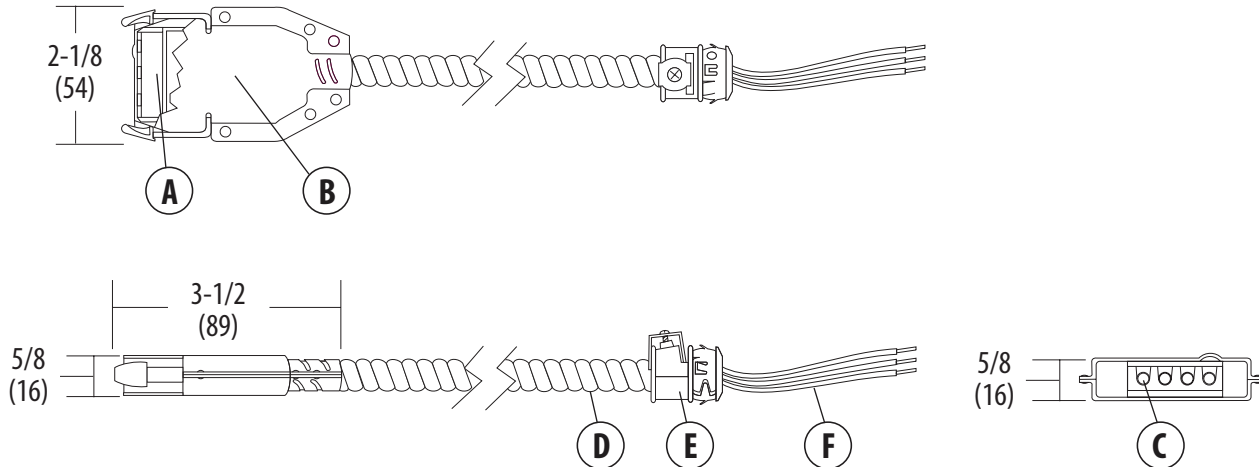
Series	Voltage	Conductors	Lengths ¹	Options
QD	120 120V 277 277V 347 347V	12/2G Two 12 AWG conductors, plus 12 AWG ground 12/3G Three 12 AWG conductors, plus 12 AWG ground	01 1 ft. 03 3 ft. 05 5 ft. 09 9 ft. 15 15 ft.	HCF Meets healthcare facility requirements

NOTES

1. Standard lengths listed. Consult factory for custom lengths up to 50ft.

DIMENSIONS

Dimensions are shown in inches (millimeters)



Pin Position / Wire Color			
Position	120V	277V	347V
1	Black	Brown	Black
N	White	Gray	White
G	Green	Green	Green
2	Red	Orange	Red

- A – Connector body
- B – 18-gauge galvanized steel cover, zinc alloy casting
- C – Tin-plated brass contacts
- D – MC cable standard and HCF MC optional
- E – Cast snap-in connector (for 1/2" trade size knockout)
- F – 6" leads prestripped 5/8"

SYSTEM VIEW

System View designs are for illustrative purposes only.

