


CATALOG NUMBER	DESCRIPTION	UPC CODE	WEIGHT	CASE QTY	PALLET QTY	DISTRIBUTION CTRS				
						NJ	IL	TX	CA	GA
WEDGE - PULSE START METAL HALIDE										
MPIW10	100W MP MULTI-TAP W/LAMP BRONZE	623961932250	19	1	32					• +
MPIW15	150W MP MULTI-TAP W/LAMP BRONZE	623961768361	19	1	32					• +
TRAPEZOID - HIGH PRESSURE SODIUM										
HPIT10	100W HPS MULTI-TAP W/LAMP BRONZE	662401825592	17.8	1	40					• +
HPIT15	150W HPS MULTI-TAP W/LAMP BRONZE	662401825653	0.19	1	48				•	

IMPACT MEDIUM

						NJ	IL	TX	CA	GA
TRAPEZOID - PULSE START METAL HALIDE										
	MPITM25	250W MP MULTI-TAP W/LAMP, BRONZE, TYPE IV DISTRIBUTION	623961794780 (E)	38.5	1	8			•	• +
	MPITM32	320W MP MULTI-TAP W/LAMP, BRONZE, TYPE IV DISTRIBUTION	623961010989 (E)	46.5	1	32			•	• +
	MPITM40	400W MP MULTI-TAP W/LAMP, BRONZE, TYPE IV DISTRIBUTION	623961794773 (E)	46.5	1	32			•	• +


Z-PAK

						NJ	IL	TX	CA	GA	
METAL HALIDE											
	MHFZ17	175W MH MULTI-TAP W/LAMP BRONZE	622696434305	18	1	48	Available while supplies last, please consult your Cooper Lighting Representative.				
PULSE START METAL HALIDE											
	MPFZ15	150W MP MULTI-TAP W/LAMP BRONZE	623961997167	18	1	48			•	• • +	
HIGH PRESSURE SODIUM											
	HPFZ15	150W HPS 120V NPF W/LAMP BRONZE	623961007279	18	1	48				• +	
COMPACT FLUORESCENT											
	CFFZ84	42W CF 120/277V W/LAMP BRONZE	080083501397	11.3	1	48			•	• +	
ACCESSORY											
	FZ/FC/GS	FULL CUTOFF VISOR Z-PAK GLASS	622696441051	1.09	1	240				• +	
	FZ/GS	REPLACEMENT DOOR Z-PAK GLASS	622696440962	5.4	10	90				• +	
	FZ/WG-WHT	WIRE GUARD Z-PAK, WHITE	622696440948	1.5	6	144				• +	

Z-PAK CUTOFF

						NJ	IL	TX	CA	GA	
METAL HALIDE											
	MHFZ17C	175W MH MULTI-TAP W/LAMP BRONZE	622696434312	16.56	1	48	Available while supplies last, please consult your Cooper Lighting Representative.				
PULSE START METAL HALIDE											
	MPFZ15C	150W MP MULTI-TAP W/LAMP BRONZE CUTOFF	623961997525	16.56	1	48			•	• +	
HIGH PRESSURE SODIUM											
	HPFZ15C	150W HPS 120V NPF W/LAMP BRONZE	623961005398	12.8	1	48				• +	
COMPACT FLUORESCENT											
	CFFZ84C	42W CF 120/277V W/LAMP BRONZE	080083501380	10.7	1	60			•	• +	
ACCESSORY											
	FZ/FC/CO	FULL CUTOFF VISOR Z-PAK CUTOFF	622696441044	1	24	288				• +	
	FZ/CO	REPLACEMENT CUTOFF DOOR Z-PAK WALL PACK		13.04	1	72				• +	

WAL-PAK

						NJ	IL	TX	CA	GA
METAL HALIDE										
	MHWL-100H-MED-MT-LL	100W MH MULTI-TAP HPF W/LAMP BRONZE	622696761005	22	1	36	Available while supplies last, please consult your Cooper Lighting Representative.			
	MHWL-175-MT	175W MH MULTI-TAP BRONZE	662400119814	24.4	1	32				
	PM17	175W MH MULTI-TAP W/LAMP BRONZE	662400116585	25.4	1	36				
	MHWL-250-MT	250W MH MULTI-TAP BRONZE	662400119821	25.2	1	36				
	PM25	250W MH MULTI-TAP W/LAMP BRONZE	662400116899	26.4	1	36				
	PM40-5T	400W MH 5-TAP W/LAMP BRONZE	662401742196	32	1	27				
	MHWL-400-MT	400W MH MULTI-TAP BRONZE	662400124030	27.9	1	27				
	PM40	400W MH MULTI-TAP W/LAMP BRONZE	662400116912	36.8	1	27				

CATALOG NUMBER	DESCRIPTION	UPC CODE	WEIGHT	CASE QTY	PALLET QTY	DISTRIBUTION CTRS								
						NJ	IL	TX	CA	GA				
PULSE START METAL HALIDE														
MPWL-100H-MED-MT-LL	100W MP MULTI-TAP HPF W/LAMP BRONZE	623961978289	22.6	1	36									
PP15	150W MP MULTI-TAP W/LAMP BRONZE	623961013355	25.4	1	36	•	•	•	•	•				+
PP25	250W MP MULTI-TAP W/LAMP BRONZE	623961759475 (E)	25.4	1	36									+
PP32	320W MP MULTI-TAP W/LAMP BRONZE	623961013317 (E)	36.8	1	27	•	•	•						+
PP40	400W MP MULTI-TAP W/LAMP BRONZE	623961760549 (E)	36.8	1	27	•	•	•						+
HIGH PRESSURE SODIUM														
HPWL-70H-MT	70W HPS MULTI-TAP BRONZE	662400119760	17	8	32									
HPWL-100-MT	100W HPS MULTI-TAP BRONZE	662400119777	21.8	1	32									
PS10	100W HPS MULTI-TAP W/LAMP BRONZE	662400116714	22.8	1	36									+
PS15	150W HPS MULTI-TAP W/LAMP BRONZE	662400116844	24.6	1	36	•	•	•	•	•				+
PS25	250W HPS MULTI-TAP W/LAMP BRONZE	662400116875	28.4	1	27	•	•							+
PS40	400W HPS MULTI-TAP W/LAMP BRONZE	662400116882	34	1	27		•	•	•	•				+
ACCESSORY														
FC/WL	FULL CUTOFF SHIELD WAL-PAK	622696120765	7	1	108									+
PE-480V	PHOTOCELL 480V EXTERNAL	662400971825	3	1	712									
WLR	REPLACEMENT GLASS LENS	662400120964	5.9	18	360									+
PLL	REPLACEMENT POLYCARBONATE LENS (150W MAXIMUM)	662400971375	3.6	2	140									+
FSC/WL	SEMI CUTOFF VISOR - WAL-PAK	622696120789	1	1	90									+
TWC	THRU-WAY CONDUIT	662400971313	1	1	484									
PCS	VANDAL SHIELD	662400120957	1.2	5	120									+
VS/WL	VANDAL SHIELD WAL-PAK	662400120940	11.4	6	288									+
WG/WL	WIRE GUARD WAL-PAK	662400120988	0.8	12	216									+


Lumark

WALL MOUNT ACCESSORIES

						NJ	IL	TX	CA	GA				
PB120V	BUTTON PHOTOCONTROL 120V FIELD INSTALLABLE, WARRIOR, WALLY, Z-PAK, WAL-PAK, WAL-LITE	662400121206	1.06	6	1344									
PB208/240V BUTTON PC	BUTTON PHOTOCONTROL 208/240V FIELD INSTALLABLE, WARRIOR, Z-PAK, WAL-PAK, WAL-LITE	662400972303	1	10	50									
PB277V BUTTON PC	BUTTON PHOTOCONTROL 277V FIELD INSTALLABLE, WARRIOR, WALLY, Z-PAK, WAL-PAK, WAL-LITE	662400124283	0.6	10	320									+
PE/MT	PHOTOCELL MULTI-TAP EXTERNAL	662400120971	0.6	1	600	•								+

WORKLIGHT STEELER SERIES

						NJ	IL	TX	CA	GA				
METAL HALIDE														
MHCW40	400W MH 5-TAP UNIT PACK W/LAMP & HOOK UNIT PACK	662401686452	30	1	18	Available while supplies last, please consult your Cooper Lighting Representative.								
MHCW40-PC3	400W MH 5-TAP UNIT PACK W/LAMP HOOK 120V CORD & PLUG L5-15P UNIT PACK	662401687886	32	1	18									
MHCW40-C3	400W MH 5-TAP UNIT PACK W/LAMP HOOK CORD UNIT PACK	662401726981	32	1	12									
MHCW40-OR	400W MH 5-TAP UNIT PACK W/OPEN LAMP & HOOK UNIT PACK	623961086359	30	1	18									
PULSE START METAL HALIDE														
MPCW32-OR	320W MP MULTI-TAP UNIT PACK W/OPEN LAMP & HOOK UNIT PACK	623961815683 (E)	30	1	18									
MPCW32-OR-PC3	320W MP MULTI-TAP UNIT PACK W/OPENLAMP HOOK 120V CORD & PLUG L5-15P UNIT PACK	623961072994 (E)	32	1	18									+
MPCW40-OR	400W MP MULTI-TAP UNIT PACK W/OPEN LAMP & HOOK UNIT PACK	623961013270 (E)	30	1	18									+
MPCW40-OR-PC3	400W MP MULTI-TAP UNIT PACK W/OPENLAMP HOOK 120V CORD & PLUG L5-15P UNIT PACK	623961072987 (E)	32	1	18									+
ACCESSORY														
FH-1	FIXTURE HOOK 2-1/2"	662400121244	0.2	10	6300									+
FL-1	FIXTURE LOOP 2-1/2"	662400121251	0.6	10	6300	•								+
CWG	REPLACEMENT WIRE GUARD STEELER WORKLIGHT	662401580705	1.28	5	144									+



CATALOG NUMBER	DESCRIPTION	UPC CODE	WEIGHT	CASE QTY	PALLET QTY	DISTRIBUTION CTRS				
						NJ	IL	TX	CA	GA
WEDGE - PULSE START METAL HALIDE										
MPIW10	100W MP MULTI-TAP W/LAMP BRONZE	623961932250	19	1	32					• +
MPIW15	150W MP MULTI-TAP W/LAMP BRONZE	623961768361	19	1	32					• +
TRAPEZOID - HIGH PRESSURE SODIUM										
HPIT10	100W HPS MULTI-TAP W/LAMP BRONZE	662401825592	17.8	1	40					• +
HPIT15	150W HPS MULTI-TAP W/LAMP BRONZE	662401825653	0.19	1	48				•	

IMPACT MEDIUM



TRAPEZOID - PULSE START METAL HALIDE

CATALOG NUMBER	DESCRIPTION	UPC CODE	WEIGHT	CASE QTY	PALLET QTY	DISTRIBUTION CTRS				
						NJ	IL	TX	CA	GA
MPITM25	250W MP MULTI-TAP W/LAMP, BRONZE, TYPE IV DISTRIBUTION	623961794780 (E)	38.5	1	8				•	• +
MPITM32	320W MP MULTI-TAP W/LAMP, BRONZE, TYPE IV DISTRIBUTION	623961010989 (E)	46.5	1	32				•	• +
MPITM40	400W MP MULTI-TAP W/LAMP, BRONZE, TYPE IV DISTRIBUTION	623961794773 (E)	46.5	1	32				•	• +

Z-PAK



METAL HALIDE

MHFZ17	175W MH MULTI-TAP W/LAMP BRONZE	622696434305	18	1	48	Available while supplies last, please consult your Cooper Lighting Representative.				
--------	---------------------------------	--------------	----	---	----	--	--	--	--	--

PULSE START METAL HALIDE

MPFZ15	150W MP MULTI-TAP W/LAMP BRONZE	623961997167	18	1	48			•	•	• +
--------	---------------------------------	--------------	----	---	----	--	--	---	---	-----

HIGH PRESSURE SODIUM

HPFZ15	150W HPS 120V NPF W/LAMP BRONZE	623961007279	18	1	48					• +
--------	---------------------------------	--------------	----	---	----	--	--	--	--	-----

COMPACT FLUORESCENT

CFFZ84	42W CF 120/277V W/LAMP BRONZE	080083501397	11.3	1	48				•	• +
--------	-------------------------------	--------------	------	---	----	--	--	--	---	-----

ACCESSORY

FZ/FC/GS	FULL CUTOFF VISOR Z-PAK GLASS	622696441051	1.09	1	240					• +
----------	-------------------------------	--------------	------	---	-----	--	--	--	--	-----

FZ/GS	REPLACEMENT DOOR Z-PAK GLASS	622696440962	5.4	10	90					• +
-------	------------------------------	--------------	-----	----	----	--	--	--	--	-----

FZ/WG-WHT	WIRE GUARD Z-PAK, WHITE	622696440948	1.5	6	144					• +
-----------	-------------------------	--------------	-----	---	-----	--	--	--	--	-----

Z-PAK CUTOFF



METAL HALIDE

MHFZ17C	175W MH MULTI-TAP W/LAMP BRONZE	622696434312	16.56	1	48	Available while supplies last, please consult your Cooper Lighting Representative.				
---------	---------------------------------	--------------	-------	---	----	--	--	--	--	--

PULSE START METAL HALIDE

MPFZ15C	150W MP MULTI-TAP W/LAMP BRONZE CUTOFF	623961997525	16.56	1	48				•	• +
---------	--	--------------	-------	---	----	--	--	--	---	-----

HIGH PRESSURE SODIUM

HPFZ15C	150W HPS 120V NPF W/LAMP BRONZE	623961005398	12.8	1	48					• +
---------	---------------------------------	--------------	------	---	----	--	--	--	--	-----

COMPACT FLUORESCENT

CFFZ84C	42W CF 120/277V W/LAMP BRONZE	080083501380	10.7	1	60				•	• +
---------	-------------------------------	--------------	------	---	----	--	--	--	---	-----

ACCESSORY

FZ/FC/CO	FULL CUTOFF VISOR Z-PAK CUTOFF	622696441044	1	24	288					• +
----------	--------------------------------	--------------	---	----	-----	--	--	--	--	-----

FZ/CO	REPLACEMENT CUTOFF DOOR Z-PAK WALL PACK		13.04	1	72					• +
-------	---	--	-------	---	----	--	--	--	--	-----

WAL-PAK



METAL HALIDE

MHWL-100H-MED-MT-LL	100W MH MULTI-TAP HPF W/LAMP BRONZE	622696761005	22	1	36	Available while supplies last, please consult your Cooper Lighting Representative.				
---------------------	-------------------------------------	--------------	----	---	----	--	--	--	--	--

MHWL-175-MT	175W MH MULTI-TAP BRONZE	662400119814	24.4	1	32					
-------------	--------------------------	--------------	------	---	----	--	--	--	--	--

PM17	175W MH MULTI-TAP W/LAMP BRONZE	662400116585	25.4	1	36					
------	---------------------------------	--------------	------	---	----	--	--	--	--	--

MHWL-250-MT	250W MH MULTI-TAP BRONZE	662400119821	25.2	1	36					
-------------	--------------------------	--------------	------	---	----	--	--	--	--	--

PM25	250W MH MULTI-TAP W/LAMP BRONZE	662400116899	26.4	1	36					
------	---------------------------------	--------------	------	---	----	--	--	--	--	--

PM40-5T	400W MH 5-TAP W/LAMP BRONZE	662401742196	32	1	27					
---------	-----------------------------	--------------	----	---	----	--	--	--	--	--

MHWL-400-MT	400W MH MULTI-TAP BRONZE	662400124030	27.9	1	27					
-------------	--------------------------	--------------	------	---	----	--	--	--	--	--

PM40	400W MH MULTI-TAP W/LAMP BRONZE	662400116912	36.8	1	27					
------	---------------------------------	--------------	------	---	----	--	--	--	--	--

CATALOG NUMBER	DESCRIPTION	UPC CODE	WEIGHT	CASE QTY	PALLET QTY	DISTRIBUTION CTRS					
						NJ	IL	TX	CA	GA	
PULSE START METAL HALIDE											
MPWL-100H-MED-MT-LL	100W MP MULTI-TAP HPF W/LAMP BRONZE	623961978289	22.6	1	36						•
PP15	150W MP MULTI-TAP W/LAMP BRONZE	623961013355	25.4	1	36	•	•	•	•	•	•
PP25	250W MP MULTI-TAP W/LAMP BRONZE	623961759475 (E)	25.4	1	36						•
PP32	320W MP MULTI-TAP W/LAMP BRONZE	623961013317 (E)	36.8	1	27	•	•	•			•
PP40	400W MP MULTI-TAP W/LAMP BRONZE	623961760549 (E)	36.8	1	27	•	•	•			•
HIGH PRESSURE SODIUM											
HPWL-70H-MT	70W HPS MULTI-TAP BRONZE	662400119760	17	8	32						•
HPWL-100-MT	100W HPS MULTI-TAP BRONZE	662400119777	21.8	1	32						•
PS10	100W HPS MULTI-TAP W/LAMP BRONZE	662400116714	22.8	1	36						•
PS15	150W HPS MULTI-TAP W/LAMP BRONZE	662400116844	24.6	1	36	•	•	•	•	•	•
PS25	250W HPS MULTI-TAP W/LAMP BRONZE	662400116875	28.4	1	27	•	•				•
PS40	400W HPS MULTI-TAP W/LAMP BRONZE	662400116882	34	1	27						•
ACCESSORY											
FC/WL	FULL CUTOFF SHIELD WAL-PAK	622696120765	7	1	108						•
PE-480V	PHOTOCELL 480V EXTERNAL	662400971825	3	1	712						•
WLR	REPLACEMENT GLASS LENS	662400120964	5.9	18	360						•
PLL	REPLACEMENT POLYCARBONATE LENS (150W MAXIMUM)	662400971375	3.6	2	140						•
FSC/WL	SEMI CUTOFF VISOR - WAL-PAK	622696120789	1	1	90						•
TWC	THRU-WAY CONDUIT	662400971313	1	1	484						•
PCS	VANDAL SHIELD	662400120957	1.2	5	120						•
VS/WL	VANDAL SHIELD WAL-PAK	662400120940	11.4	6	288						•
WG/WL	WIRE GUARD WAL-PAK	662400120988	0.8	12	216						•

Lumark

WALL MOUNT ACCESSORIES

						NJ	IL	TX	CA	GA
PB120V	BUTTON PHOTOCONTROL 120V FIELD INSTALLABLE, WARRIOR, WALLY, Z-PAK, WAL-PAK, WAL-LITE	662400121206	1.06	6	1344					•
PB208/240V BUTTON PC	BUTTON PHOTOCONTROL 208/240V FIELD INSTALLABLE, WARRIOR, Z-PAK, WAL-PAK, WAL-LITE	662400972303	1	10	50					•
PB277V BUTTON PC	BUTTON PHOTOCONTROL 277V FIELD INSTALLABLE, WARRIOR, WALLY, Z-PAK, WAL-PAK, WAL-LITE	662400124283	0.6	10	320					•
PE/MT	PHOTOCELL MULTI-TAP EXTERNAL	662400120971	0.6	1	600	•			•	•

**WORKLIGHT
STEELER SERIES**

						NJ	IL	TX	CA	GA
METAL HALIDE										
MHCW40	400W MH 5-TAP UNIT PACK W/LAMP & HOOK UNIT PACK	662401686452	30	1	18	Available while supplies last, please consult your Cooper Lighting Representative.				
MHCW40-PC3	400W MH 5-TAP UNIT PACK W/LAMP HOOK 120V CORD & PLUG L5-15P UNIT PACK	662401687886	32	1	18					
MHCW40-C3	400W MH 5-TAP UNIT PACK W/LAMP HOOK CORD UNIT PACK	662401726981	32	1	12					
MHCW40-OR	400W MH 5-TAP UNIT PACK W/OPEN LAMP & HOOK UNIT PACK	623961086359	30	1	18					
PULSE START METAL HALIDE										
MPCW32-OR	320W MP MULTI-TAP UNIT PACK W/OPEN LAMP & HOOK UNIT PACK	623961815683 (E)	30	1	18					•
MPCW32-OR-PC3	320W MP MULTI-TAP UNIT PACK W/OPENLAMP HOOK 120V CORD & PLUG L5-15P UNIT PACK	623961072994 (E)	32	1	18					•
MPCW40-OR	400W MP MULTI-TAP UNIT PACK W/OPEN LAMP & HOOK UNIT PACK	623961013270 (E)	30	1	18					•
MPCW40-OR-PC3	400W MP MULTI-TAP UNIT PACK W/OPENLAMP HOOK 120V CORD & PLUG L5-15P UNIT PACK	623961072987 (E)	32	1	18					•
ACCESSORY										
FH-1	FIXTURE HOOK 2-1/2"	662400121244	0.2	10	6300					•
FL-1	FIXTURE LOOP 2-1/2"	662400121251	0.6	10	6300	•				•
CWG	REPLACEMENT WIRE GUARD STEELER WORKLIGHT	662401580705	1.28	5	144					•

