

# PLG Close-Up Plugs and BR Reducers

## Explosionproof, Dust-Ignitionproof

UNILETS® for Use with Threaded Rigid Metal Conduit and IMC.

Class I, Division 1 and 2 Groups A, B, C, D

Class II, Division 1 and 2 Groups E, F, G

Class III

Fittings

FITTINGS: HAZARDOUS CONDUIT FITTINGS

### Features

- Explosionproof, dust-ignitionproof.
- Smooth, rounded integral bushing in each hub protects conductor insulation.
- Accurately tapped, tapered threads for tight, rigid joints and ground continuity.

### Standard Materials

- PLG Plugs: malleable iron, steel or copper-free (4/10 or 1% max.) aluminum.
- BR Reducers: malleable iron or copper-free (4/10 or 1% max.) aluminum.

### Standard Finishes

- Close-up Plugs:
  - Malleable iron: zinc electroplate
  - Steel: zinc electroplate
  - Aluminum: natural finish
- Bell Reducers:
  - Malleable iron: triple-coat — (1) zinc electroplate, (2) chromate, and (3) epoxy powder coat
  - Aluminum: epoxy powder coat

### Compliances

- UL Standard: 886 (1203)
- UL Listed: E10444
- CSA Standard: C22.2 No. 25, C22.2 No. 30
- CSA Certified: 065181

### Options

- PVC coating available on select items. Add suffix **-PVC** to catalog number.
- Urethane paint available on select items. Add suffix **-UP** to catalog number.



Recessed Head Close-Up Plug



Square Head Close-Up Plug



Bar Head Close-Up Plug






Bell Reducing Coupling


# PLG Close-Up Plugs and BR Reducers

## Explosionproof, Dust-Ignitionproof

UNILETS® for Use with Threaded Rigid Metal Conduit and IMC.

Class I, Division 1 and 2 Groups A◇, B◆, C, D  
 Class II, Division 1 and 2 Groups E, F, G  
 Class III

	NPT Threads Size (Inches)	Catalog Number	
		Steel (1/2" to 1") and Malleable (1-1/4" to 6")	Aluminum (1/2" to 4")
<b>PLG — Close-Up Plugs</b>			
 Recessed Head	<i>Recessed Head</i>		
	1/2	PLG-50R ◇ †	PLG-50RA ◇ †
	3/4	PLG-75R ◇ †	PLG-75RA ◇ †
	1	PLG-100R ◇ †	PLG-100RA ◇ †
	1-1/4	PLG-125 ◆ †	PLG-125A ◆ †
	1-1/2	PLG-150 ◆ †	PLG-150A ◆ †
	2	PLG-200 ◆ †	PLG-200A ◆ †
	2-1/2	PLG-250 ◆ †	PLG-250A ◆ †
	3	PLG-300 ◆ †	PLG-300A ◆ †
	4	PLG-400 ◆ †	PLG-400A ◆ †
 Square Head	<i>Square Head</i>		
	1/2	PLG-50S ◇	—
	3/4	PLG-75S ◇	—
	1	PLG-100S ◇	—
	1-1/4	PLG-125S ◆	—
	1-1/2	PLG-150S ◆	—
	2	PLG-200S ◆	—
	2-1/2	PLG-250S ◆	—
	3	PLG-300S ◆	—
	3-1/2	PLG-350S ◆	—
 Bar Head	<i>Bar Head (Cast Iron)</i>		
	5	PLG-500B	—
	6	PLG-600B	—

	Large Hub Size (Inches)	Small Hub Size (Inches)	Catalog Number	
			Malleable	Aluminum
<b>BR — Threaded Bell Reducing Couplings</b>				
	3/4	1/2	BR75-50 ◆ †	BR75-50A ◆ †
	1	1/2	BR100-50 ◇ †	BR100-50A ◆ †
	1	3/4	BR100-75 ◇ †	BR100-75A ◆ †
	1	1	BR125-100 ◆ †	BR125-100A †
	1-1/4	3/4	BR125-75 ◆ †	BR125-75A †
	1-1/2	1	BR150-100 ◆ †	BR150-100A †
	1-1/2	3/4	BR150-75 ◆ †	BR150-75A †
	1-1/2	1-1/4	BR150-125 ◆ †	BR150-125A †
	2	3/4	BR200-75 ◆ †	BR200-75A †
	2	1	BR200-100 ◆ †	BR200-100A †
	2	1-1/4	BR200-125 ◆ †	BR200-125A †
	2	1-1/2	BR200-150 ◆ †	BR200-150A †
	2-1/2	1-1/2	BR250-150 ◆ †	BR250-150A †
	3	2	BR300-200 ◆ †	BR300-200A †
	3-1/2	2-1/2	BR350-250 ◆ †	BR350-250A †
4	3	BR400-300 ◆ †	BR400-300A †	
5	4	BR500-400 †	BR500-400A †	

† Urethane paint available on select items. Add suffix **-UP** to catalog number.

‡ PVC coating available on select items. Add suffix **-PVC** to catalog number.

◇ Indicates items in the shaded area which are UL Listed for Class I, Groups A, B, C, D; Class II, Groups E, F, G; and Class III.

◆ Indicated items in the shaded area which are UL Listed for Class I, Groups B, C, D; Class II, Groups E, F, G; and Class III.

# PLG Close-Up Plugs and BR Reducers

## Explosionproof, Dust-Ignitionproof

UNILETS® for Use with Threaded Rigid Metal Conduit and IMC.

Class I, Division 1 and 2 Groups A, B, C, D

Class II, Division 1 and 2 Groups E, F, G

Class III

Fittings

FITTINGS: HAZARDOUS CONDUIT FITTINGS

### Features

- Explosionproof, dust-ignitionproof.
- Smooth, rounded integral bushing in each hub protects conductor insulation.
- Accurately tapped, tapered threads for tight, rigid joints and ground continuity.

### Standard Materials

- PLG Plugs: malleable iron, steel or copper-free (4/10 or 1% max.) aluminum.
- BR Reducers: malleable iron or copper-free (4/10 or 1% max.) aluminum.

### Standard Finishes

- Close-up Plugs:
  - Malleable iron: zinc electroplate
  - Steel: zinc electroplate
  - Aluminum: natural finish
- Bell Reducers:
  - Malleable iron: triple-coat — (1) zinc electroplate, (2) chromate, and (3) epoxy powder coat
  - Aluminum: epoxy powder coat

### Compliances

- UL Standard: 886 (1203)
- UL Listed: E10444
- CSA Standard: C22.2 No. 25, C22.2 No. 30
- CSA Certified: 065181

### Options


- PVC coating available on select items. Add suffix **-PVC** to catalog number.
- Urethane paint available on select items. Add suffix **-UP** to catalog number.



Recessed Head Close-Up Plug



Square Head Close-Up Plug



Bar Head Close-Up Plug






Bell Reducing Coupling


# PLG Close-Up Plugs and BR Reducers

## Explosionproof, Dust-Ignitionproof

UNILETS® for Use with Threaded Rigid Metal Conduit and IMC.

Class I, Division 1 and 2 Groups A◇, B◆, C, D  
 Class II, Division 1 and 2 Groups E, F, G  
 Class III

	NPT Threads Size (Inches)	Catalog Number	
		Steel (1/2" to 1") and Malleable (1-1/4" to 6")	Aluminum (1/2" to 4")
<b>PLG — Close-Up Plugs</b>			
 Recessed Head	<i>Recessed Head</i>		
	1/2	PLG-50R ◇ †	PLG-50RA ◇ †
	3/4	PLG-75R ◇ †	PLG-75RA ◇ †
	1	PLG-100R ◇ †	PLG-100RA ◇ †
	1-1/4	PLG-125 ◆ †	PLG-125A ◆ †
	1-1/2	PLG-150 ◆ †	PLG-150A ◆ †
	2	PLG-200 ◆ †	PLG-200A ◆ †
	2-1/2	PLG-250 ◆ †	PLG-250A ◆ †
	3	PLG-300 ◆ †	PLG-300A ◆ †
	4	PLG-400 ◆ †	PLG-400A ◆ †
 Square Head	<i>Square Head</i>		
	1/2	PLG-50S ◇	—
	3/4	PLG-75S ◇	—
	1	PLG-100S ◇	—
	1-1/4	PLG-125S ◆	—
	1-1/2	PLG-150S ◆	—
	2	PLG-200S ◆	—
	2-1/2	PLG-250S ◆	—
	3	PLG-300S ◆	—
	3-1/2	PLG-350S ◆	—
 Bar Head	<i>Bar Head (Cast Iron)</i>		
	5	PLG-500B	—
	6	PLG-600B	—

	Large Hub Size (Inches)	Small Hub Size (Inches)	Catalog Number	
			Malleable	Aluminum
<b>BR — Threaded Bell Reducing Couplings</b>				
	3/4	1/2	BR75-50 ◆ †	BR75-50A ◆ †
	1	1/2	BR100-50 ◇ †	BR100-50A ◆ †
	1	3/4	BR100-75 ◇ †	BR100-75A ◆ †
	1	1	BR125-100 ◆ †	BR125-100A †
	1-1/4	3/4	BR125-75 ◆ †	BR125-75A †
	1-1/2	1	BR150-100 ◆ †	BR150-100A †
	1-1/2	3/4	BR150-75 ◆ †	BR150-75A †
	1-1/2	1-1/4	BR150-125 ◆ †	BR150-125A †
	2	3/4	BR200-75 ◆ †	BR200-75A †
	2	1	BR200-100 ◆ †	BR200-100A †
	2	1-1/4	BR200-125 ◆ †	BR200-125A †
	2	1-1/2	BR200-150 ◆ †	BR200-150A †
	2-1/2	1-1/2	BR250-150 ◆ †	BR250-150A †
	3	2	BR300-200 ◆ †	BR300-200A †
	3-1/2	2-1/2	BR350-250 ◆ †	BR350-250A †
4	3	BR400-300 ◆ †	BR400-300A †	
5	4	BR500-400 †	BR500-400A †	

† Urethane paint available on select items. Add suffix **-UP** to catalog number.

‡ PVC coating available on select items. Add suffix **-PVC** to catalog number.

◇ Indicates items in the shaded area which are UL Listed for Class I, Groups A, B, C, D; Class II, Groups E, F, G; and Class III.

◆ Indicated items in the shaded area which are UL Listed for Class I, Groups B, C, D; Class II, Groups E, F, G; and Class III.