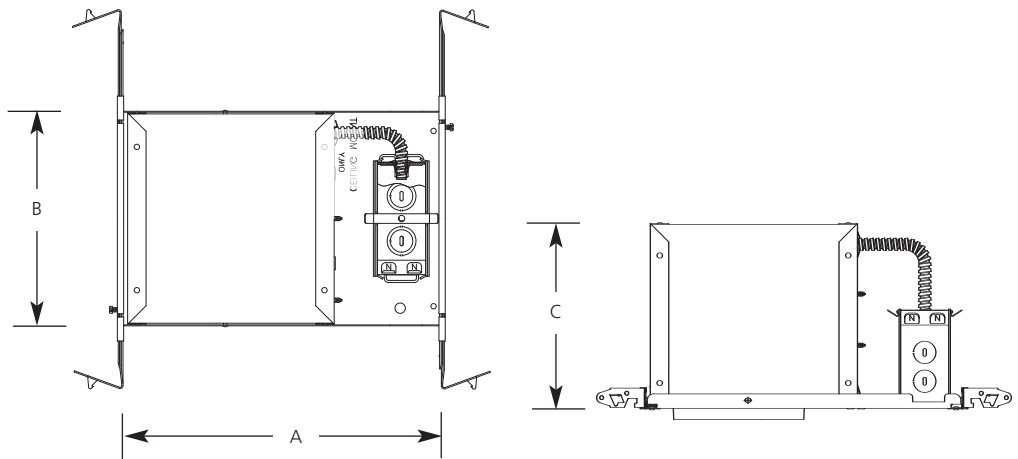


Type _____

P85-AT

Catalog No.	Lamping	Dimensions (Inches)		
		A	B	C
P85-AT	See Trim Specifications	8-3/8	13	7-5/8
		Ceiling Opening 5-1/4		



Specifications:

Wiring

- Universal J-box with snap-out sides
- 1/2" & 3/4" Knock outs for rigid conduit or BX fittings
- Grounding pigtail
- Knock out free integral Romex clamps
- Access door in housing for field inspection of wiring

Construction

- Adjustment for ceiling thickness from 1/2" to 2"
- Aluminum outer housing
- For new construction applications
- Notched housing for chalkline alignment
- Overspray protection
- Socket can be used as a work light
- Porcelain socket with nickel-plated brass screw shell
- Fits into 2X8 construction

Bar Hangers

- Integral nailers for wood joist construction
- Integral T-Bar mounting clamps
- Inter-connected to securely span 24" spacing
- Lock in position to secure housing

Labeling

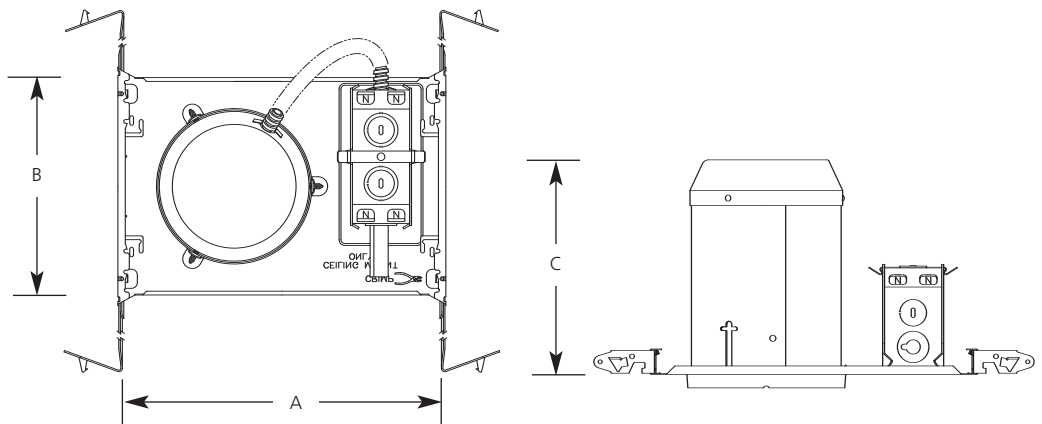
- IC rated
- Complies with Washing State Energy Code (WSEC) requirement for air-tight
- UL-CUL listed for damp location and through branch wiring

Lamp/Trim

- Socket mounts to trim for optimum performance and consistent lamp position
- Positive upward spring action forces trim to fit snugly against the ceiling

Type _____
P85-TG

Catalog No.	Lamping	Dimensions (Inches)		
		A	B	C
P85-TG	See Trim Specifications	7-7/8	10-3/4	7-1/2 Ceiling Opening 5-1/4



Specifications:

Wiring

- Universal junction box with snap-out sides
- Removable housing for field inspection of wiring
- Grounding pigtail
- Knockout free Romex clamps
- 1/2" & 3/4" Knock outs for rigid or BX fittings

Construction

- Housing adjusts from 1/2" to 2" for thick ceilings
- Full wrap-around plaster frame
- Galvanized steel construction
- Porcelain socket with nickel-plated brass screw shell
- Notched housing for chalkline alignment
- Overspray protection
- Socket can be used as a temporary work light with 'A' lamp

Bar Hangers

- Integral nailers for wood joist construction
- Integral T-bar mounting clamps
- Inter-connected to securely span 24" spacing
- Lock to secure housing
- Captive
- 90-degree mounting for tight spaces

Labeling

- Non-IC rated
- UL-CUL listed for damp location and through branch wiring

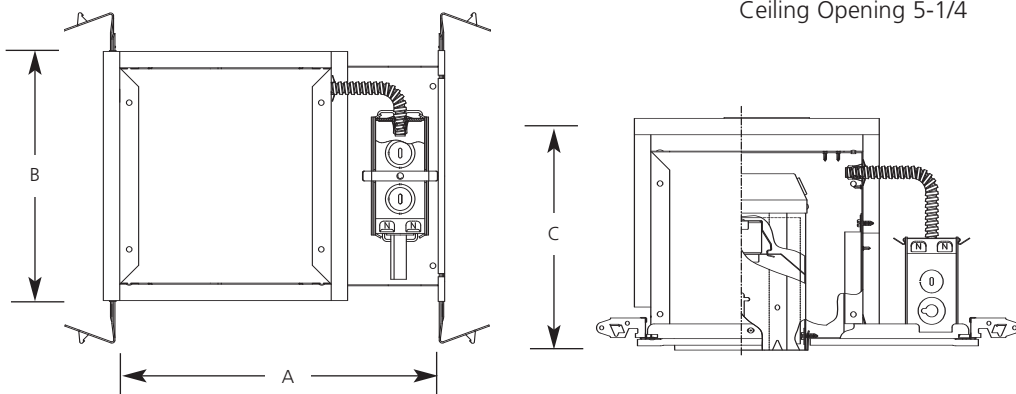
Lamp/Trim

- Socket mounts to trim for optimum performance and consistent lamp position
- Positive upward spring action forces trim to fit snugly against the ceiling

Type _____

P85-FB

Catalog No.	Lamping	Dimensions (Inches)		
		A	B	C
P85-FB	See Trim Specifications	13-1/4	9-9/16	9-1/16
		Ceiling Opening 5-1/4		



• Trim must be ordered separately.

Specifications:

Wiring

- Universal J-box with snap-out sides
- 1/2" & 3/4" Knock outs for rigid conduit or BX fittings
- Grounding pigtail
- Knock out free integral Romex clamps
- Access door in housing for field inspection of wiring

Construction

- Adjustment for ceiling thickness from 1/2" to 2"
- Steel outer housing
- For new construction applications
- Notched housing for chalkline alignment
- Overspray protection
- Socket can be used as a work light
- Porcelain socket with nickel-plated brass screw shell
- Fits into 2X10 construction
- 6 pieces of UL classified fire resistant gypsum board attached to recessed housing
- Fiberglass gasket on bottom of frame to minimize heat transfer into ceiling cavity

Bar Hangers

- Integral nailers for wood joist construction. Must be reinforced with screws/nails per instruction sheet.
- Integral T-Bar mounting clamps

- Spans 24" spacing; ceiling wires are required to support housing in all 24" on center spacings. 4 lances in bar hanger channels provide means for attachment.
- Lock in position to secure housing
- When installing into fire rated assemblies that require the use of furring channels, accessory clips (P8511-01) must be used for mounting bar hangers.

Labeling

- Non-IC rated
- UL-CUL listed for damp location and feed through wiring
- UL Classified to maintain fire ratings of 1 hour or less for all UL P500 series fire-rated ceiling/floor assemblies
- Also UL Classified to maintain fire ratings of 2 hours or less in all UL D200, G200, L200, D500, G500 and L500 series fire rated ceiling/floor assemblies.
- Patented No. 6,357,891 B1

Lamp/Trim

- Socket mounts to trim for optimum performance and consistent lamp position
- Positive upward spring action for trim retention forces trim to fit snugly against the ceiling



Progress Lighting
 701 Millennium Boulevard
 Greenville, SC 29607

www.progresslighting.com

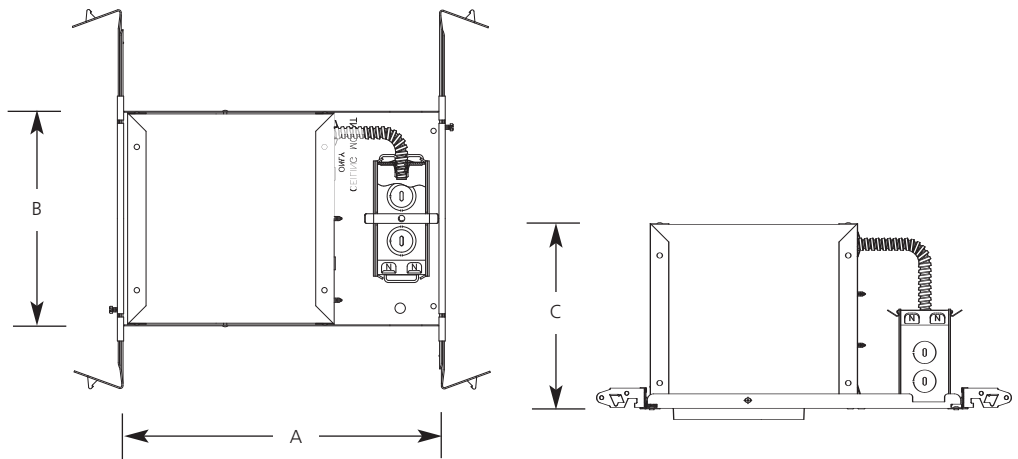
Patent# 6,357,891

Rev. 6/07

Type _____

P85-AT

Catalog No.	Lamping	Dimensions (Inches)		
		A	B	C
P85-AT	See Trim Specifications	8-3/8	13	7-5/8
		Ceiling Opening 5-1/4		



Specifications:

Wiring

- Universal J-box with snap-out sides
- 1/2" & 3/4" Knock outs for rigid conduit or BX fittings
- Grounding pigtail
- Knock out free integral Romex clamps
- Access door in housing for field inspection of wiring

Construction

- Adjustment for ceiling thickness from 1/2" to 2"
- Aluminum outer housing
- For new construction applications
- Notched housing for chalkline alignment
- Overspray protection
- Socket can be used as a work light
- Porcelain socket with nickel-plated brass screw shell
- Fits into 2X8 construction

Bar Hangers

- Integral nailers for wood joist construction
- Integral T-Bar mounting clamps
- Inter-connected to securely span 24" spacing
- Lock in position to secure housing

Labeling

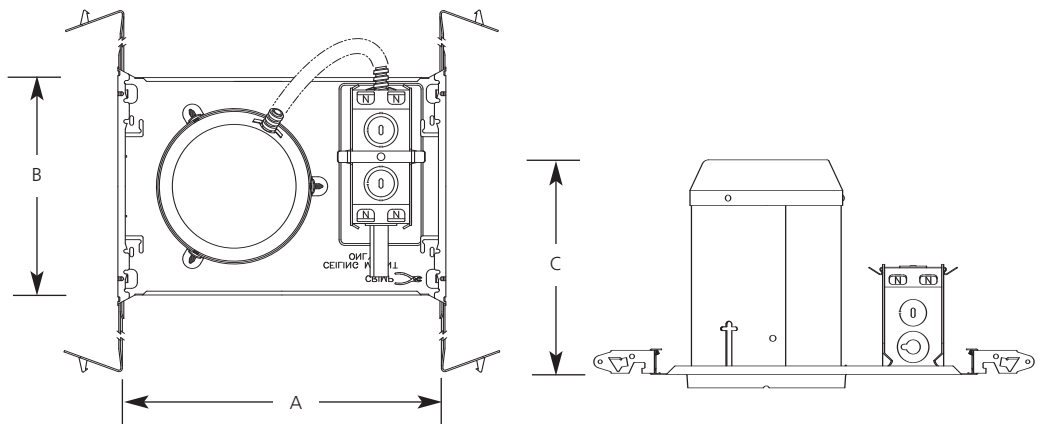
- IC rated
- Complies with Washing State Energy Code (WSEC) requirement for air-tight
- UL-CUL listed for damp location and through branch wiring

Lamp/Trim

- Socket mounts to trim for optimum performance and consistent lamp position
- Positive upward spring action forces trim to fit snugly against the ceiling

Type _____
P85-TG

Catalog No.	Lamping	Dimensions (Inches)		
		A	B	C
P85-TG	See Trim Specifications	7-7/8	10-3/4	7-1/2 Ceiling Opening 5-1/4



Specifications:

Wiring

- Universal junction box with snap-out sides
- Removable housing for field inspection of wiring
- Grounding pigtail
- Knockout free Romex clamps
- 1/2" & 3/4" Knock outs for rigid or BX fittings

Construction

- Housing adjusts from 1/2" to 2" for thick ceilings
- Full wrap-around plaster frame
- Galvanized steel construction
- Porcelain socket with nickel-plated brass screw shell
- Notched housing for chalkline alignment
- Overspray protection
- Socket can be used as a temporary work light with 'A' lamp

Bar Hangers

- Integral nailers for wood joist construction
- Integral T-bar mounting clamps
- Inter-connected to securely span 24" spacing
- Lock to secure housing
- Captive
- 90-degree mounting for tight spaces

Labeling

- Non-IC rated
- UL-CUL listed for damp location and through branch wiring

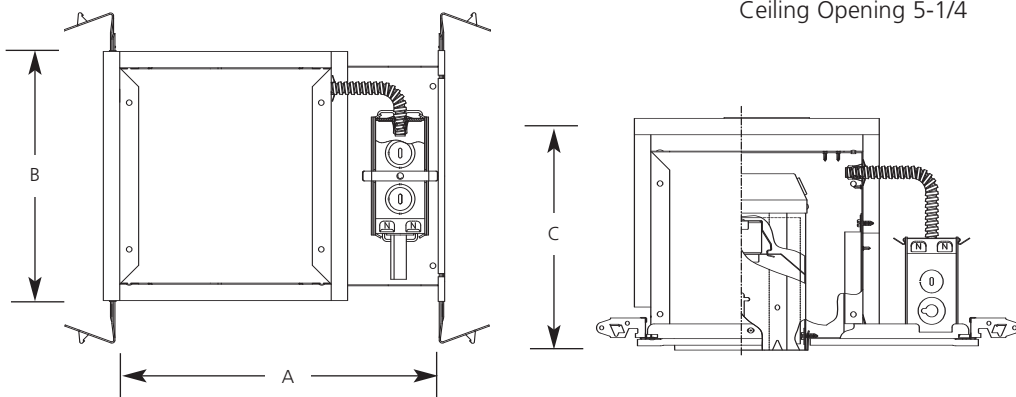
Lamp/Trim

- Socket mounts to trim for optimum performance and consistent lamp position
- Positive upward spring action forces trim to fit snugly against the ceiling

Type _____

P85-FB

Catalog No.	Lamping	Dimensions (Inches)		
		A	B	C
P85-FB	See Trim Specifications	13-1/4	9-9/16	9-1/16
		Ceiling Opening 5-1/4		



• Trim must be ordered separately.

Specifications:

Wiring

- Universal J-box with snap-out sides
- 1/2" & 3/4" Knock outs for rigid conduit or BX fittings
- Grounding pigtail
- Knock out free integral Romex clamps
- Access door in housing for field inspection of wiring

Construction

- Adjustment for ceiling thickness from 1/2" to 2"
- Steel outer housing
- For new construction applications
- Notched housing for chalkline alignment
- Overspray protection
- Socket can be used as a work light
- Porcelain socket with nickel-plated brass screw shell
- Fits into 2X10 construction
- 6 pieces of UL classified fire resistant gypsum board attached to recessed housing
- Fiberglass gasket on bottom of frame to minimize heat transfer into ceiling cavity

Bar Hangers

- Integral nailers for wood joist construction. Must be reinforced with screws/nails per instruction sheet.
- Integral T-Bar mounting clamps

- Spans 24" spacing; ceiling wires are required to support housing in all 24" on center spacings. 4 lances in bar hanger channels provide means for attachment.
- Lock in position to secure housing
- When installing into fire rated assemblies that require the use of furring channels, accessory clips (P8511-01) must be used for mounting bar hangers.

Labeling

- Non-IC rated
- UL-CUL listed for damp location and feed through wiring
- UL Classified to maintain fire ratings of 1 hour or less for all UL P500 series fire-rated ceiling/floor assemblies
- Also UL Classified to maintain fire ratings of 2 hours or less in all UL D200, G200, L200, D500, G500 and L500 series fire rated ceiling/floor assemblies.
- Patented No. 6,357,891 B1

Lamp/Trim

- Socket mounts to trim for optimum performance and consistent lamp position
- Positive upward spring action for trim retention forces trim to fit snugly against the ceiling



Progress Lighting
 701 Millennium Boulevard
 Greenville, SC 29607

www.progresslighting.com

Patent# 6,357,891

Rev. 6/07