

# 52" Signature Fan

**P2521-09** Brushed Nickel with reversible White/Natural Cherry blades

**P2521-20** Antique Bronze with reversible Medium Cherry/Classic Walnut blades

**P2521-33** Cobblestone with reversible Honey Pine/Medium Cherry blades

**P2521-40** Millstone with reversible Medium Oak/Light Oak blades

**P2521-71** Gilded Iron with reversible Classic Walnut/Dark Cherry blades

**P2521-77** Forged Bronze with reversible Classic Walnut/Medium Cherry blades

**P2521-81** Antique Nickel with reversible Medium Oak/Cherry blades

**P2521-93** Corinthian Bronze with reversible Dark Teak/Medium Cherry blades

Size: 52" dia., 14-5/8" ht.  
CTC 11-9/16" ht.

30-year limited warranty  
SureConnect® blade arms  
12° blade pitch

45° canopy (up to 12:12 ceiling pitch)

Dual mount

Triple capacitor, 153mm x 18mm reversible motor

80" lead wires

Plywood blade construction

Light fixture adaptable

CUL



**P2521-77**  
Forged Bronze with Classic Walnut blades




Medium Cherry blades

**P2521-40**  
Millstone with Medium Oak blades



Light Oak blades

**P2521-33**  
Cobblestone with Medium Cherry blades



Honey Pine blades

**P2521-93**  
Corinthian Bronze with Dark Teak blades




Medium Cherry blades

**P2521-71**  
Gilded Iron with Dark Cherry blades

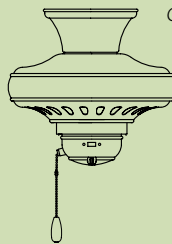


Classic Walnut blades

**P2521-81**  
Antique Nickel with Cherry blades



Medium Oak blades



CTC installation

# 52" Signature Fan

**P2521-09** Brushed Nickel with reversible White/Natural Cherry blades

**P2521-20** Antique Bronze with reversible Medium Cherry/Classic Walnut blades

**P2521-33** Cobblestone with reversible Honey Pine/Medium Cherry blades

**P2521-40** Millstone with reversible Medium Oak/Light Oak blades

**P2521-71** Gilded Iron with reversible Classic Walnut/Dark Cherry blades

**P2521-77** Forged Bronze with reversible Classic Walnut/Medium Cherry blades

**P2521-81** Antique Nickel with reversible Medium Oak/Cherry blades

**P2521-93** Corinthian Bronze with reversible Dark Teak/Medium Cherry blades

Size: 52" dia., 14-5/8" ht.  
CTC 11-9/16" ht.

30-year limited warranty  
SureConnect® blade arms  
12° blade pitch

45° canopy (up to 12:12 ceiling pitch)

Dual mount

Triple capacitor, 153mm x 18mm reversible motor

80" lead wires

Plywood blade construction

Light fixture adaptable

CUL



**P2521-77**  
Forged Bronze with Classic Walnut blades



Medium Cherry blades

**P2521-40**  
Millstone with Medium Oak blades



Light Oak blades

**P2521-33**  
Cobblestone with Medium Cherry blades




Honey Pine blades

**P2521-93**  
Corinthian Bronze with Dark Teak blades




Medium Cherry blades

**P2521-71**  
Gilded Iron with Dark Cherry blades

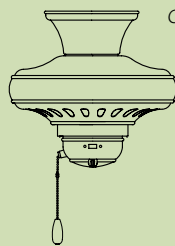


Classic Walnut blades

**P2521-81**  
Antique Nickel with Cherry blades



Medium Oak blades



CTC installation