

# Hubbell Marine Products



[www.hubbell-marine.com](http://www.hubbell-marine.com)





Regarding the Cover Photo - We would like to thank Captain Dave Carraro and long-time mate Sandro Maniaci of the FV-Tuna.com from the series Wicked Tuna on National Geographic Channel. It was a pleasure working with Captain Dave and Sandro, as well as the good people at S.W. Boatworks and Kramp Electronics with the installation of Hubbell Marine Shore Power Products, Hubbell/Burndy Wire Terminals and Hubbell Lighting Products.





## 2015 New UL GFCI Requirements

**GFCI Standard 943 Effective June 29, 2015 . . . . .page 39**

**Why:** Studies show the majority of installed GFCI devices are not being manually tested on a monthly basis as required by UL.

### UL Changes

- The new GFCI product must automatically monitor ground fault circuit interrupting functionality every (3) hours or less
- If the device can no longer provide GFCI protection it must deny power and provide a visual and/or audible indication that it no longer can provide protection
- If the line conductor is incorrectly wired to the load terminal, power to the receptacle will be denied. This includes initial installation and any subsequent reinstallations

### What does this mean?

Distributors, Electricians and Contractors can continue to sell and install the current design without any restrictions before or after the June 29th date.

**GFCI Manufacturers** must end production of current design by June 28th. New self test design will begin to show up on warehouse shelves by mid June.

### The Hubbell Story – External Changes

- No impact to installer or end user
- No change in wiring or method of installation
- Same physical size and interface
- Added power indicator (solid green)
- Added trip indicator (solid red)
- Added “end of life” indicator (flashing red)

## Improved 3.8 Amp USB Duplex Receptacle . . . . .page 38




Now, faster and more powerful than ever, Hubbell is pleased to announce the new USB Duplex Receptacle with 3.8 amps of USB charging capacity.

Hubbell’s 3.8 USB Charger leads the industry in providing more power to charge more portable devices faster. When specifying the Hubbell product, engineers and designers will now be able to assure their users the best in technology and speed. It runs cooler, lasts longer and available in the same physical one gang configuration.

The product is marked 3.8 amps. The face is changed compared to our 3.0 design, with a cleaner look, now without the molded in lines separating the USB section from the plug insert area.

**FD Boxes and Angled Adapters .....page 46**

Introducing a fully UL Listed surface mount box engineered with features that allow easy, code compliant installation of all types of devices from 15A to 50A, including metallic ground bonding bracket, threaded conduit hubs and external mounting supports. Together with an industry first 55 degree angle adapter, the combination of devices is the only code compliant 45 cu.in. solution for 50A 4 wire installations. The angle adapter can also be installed separately for panel applications.



**Hubbell Twist-Lock® Circuit Tester..... page 38**

Styled and sized like a standard Hubbell Twist-Lock® Plug. Simply plug it in and the LED back panel immediately identifies if the connections are made correctly and are in the correct position, ensuring the device is wired properly. An easy to read card is provided with the tester, to help determine if the connections are correct. This tester is compact and can easily clip onto your tool belt. The Hubbell Circuit Tester is UL and C-UL Listed.



# NEC® Receptacle Code Compliance and General Information



## Tamper-Resistant Duplex Receptacles

Comply with NEC® 406.12  
Comply with NEC® 210.52

All 125V, 15A and 20A receptacles shall be listed tamper-resistant receptacles per NEC® Article 406.12, "Tamper-Resistant Receptacles in Dwelling Units".

### Tamper-Resistant



## Weather Resistant Duplex Receptacles

Comply with NEC® 406.9

All 125V and 250V, 15A and 20A receptacles shall be listed as weather resistant type per NEC® Article 406.9, "Receptacles in Damp and Wet Locations".



### Weather Resistant



These symbols appear in this catalog for easy identification.



Interior



Exterior

## What Do These Code Requirements Mean?

**Tamper-Resistant (TR)** receptacles incorporate internal mechanisms to limit access to energized internal components.

This new TR requirement is mandatory for use in dwelling unit outlets. There are also many other applications where the use of TR receptacles can provide an additional level of electrical safety.

**Weather Resistant (WR)** receptacles installed outdoors and in other wet and damp locations are subject to more demanding temperature variations, direct sunlight and unusual mechanical abuse than those in a typical dry environment. Hubbell's WR receptacles are designed to withstand these environments and conditions.



Washdown Areas



Marinas/Docks

## Industrial and Commercial Wiring Devices and Systems

### Residential Products

### Kellems Wire Management Products

### Marine Products



#### National Electrical Manufacturers Association

NEMA promotes the competitiveness of its member companies by providing a forum for the development of technical standards that are in the best interests of the industry and the users of its products.



#### National Association of Electrical Distributors

Since 1908, NAED has served as the trade association for the electrical distribution industry. To be an NAED associate member, your company must be a manufacturer or value-added reseller.



#### Restriction of Hazardous Substances

The RoHS Directive stands for "the restriction of the use of certain hazardous substances in electrical and electronic equipment".



#### International Organization for Standardization

ISO (International Organization for Standardization) is the world's largest developer and publisher of International Standards.

# Table of Contents

Product	Page
<b>Ship-to-Shore Selection Guide</b> .....	2
<b>ELCI Interface Solutions</b> .....	4
<b>Ship-to-Shore Cable Sets and Devices</b>	
30A Twist-Lock® .....	7
50A Twist-Lock® .....	12
100A Pin and Sleeve .....	17
200A Pin and Sleeve .....	22
<b>Internationally Rated Pin and Sleeve Devices</b> .....	24
<b>Internationally Rated Twist-Lock® Devices</b> .....	24 & 25
<b>Intelligent Y Adapters</b> .....	26
<b>Adapter Selection Guide</b> .....	27
<b>Molded Straight Adapters</b> .....	28
<b>Molded Y Adapters</b> .....	29
<b>Telephone and Cable TV Devices</b> .....	30
<b>30A, 28V DC Rated</b> .....	32
<b>12V DC Rated Switches</b> .....	33
<b>15A Twist-Lock® and Straight Blade Devices</b> .....	34
<b>20A Twist-Lock® and Straight Blade Devices</b> .....	36
<b>Testers, Surge Protection and USB Charger Receptacles</b> .....	38
<b>GFCI and Portable Ground Fault Circuit Interrupters</b> .....	39
<b>Inside the Boat</b>	
Receptacles .....	40
Switches and Weatherproof Switch Plates .....	41
Wallplates .....	42
Communication Frames and Connectors .....	43
<b>Boatyard Accessory Items</b>	
Non-Metallic While-In-Use Weatherproof Covers .....	44
Marine Grade Lift Covers .....	45
Marine Grade Dockside Boxes and Covers .....	46
Lighting and Lighting Fixtures .....	47
Cord Connectors .....	47
<b>Catalog Number Index</b> .....	48

### 30 and 50 Amp Cable Sets



### 100 Amp Cable Sets and Devices



### Marine Adapters



### GFCI and USB Charger Receptacles



# Ship-to-Shore Selection Chart - Boatside

**30A  
125V AC  
2 Pole  
3 Wire**

Pages 7 to 11



HBL303NM



HBL303SS



HBL26CM13



HBL60CM33  
HBL60CM33W

**50A  
125V AC  
2 Pole  
3 Wire**

Pages 12, 13, 16



HBL503NM



HBL503SS



HBL63CM60



HBL77CM15  
HBL77CM15W

**50A  
125/250V AC  
3 Pole  
4 Wire**

Pages 14 to 16



HBL504NM



HBL504SS



HBL63CM64



HBL77CM15  
HBL77CM15W

**100A  
125/250V AC  
3 Pole  
4 Wire**

Pages 17 to 19



M4100B12R



M4100C12R

**100A  
3ØY  
4 Pole  
5 Wire**

Pages 17, 20, 21  
120/208V AC  
277/480V AC



M5100B9R  
M5100B7R



M5100C9R  
M5100C7R

**200A  
600V AC/250V DC  
50-400 Hertz  
4 Pole  
5 Wire**

Pages 22, 23



M5200BS1R



M5200CS1R

**Portable  
Telephone  
Cable TV  
Devices**

Pages 30, 31



HBLPHTVNM



HBLPHTVSS



HBLTVSS



PH6624



PH7440



# Ship-to-Shore Selection Chart - Dockside



**YC310250** - 280' (85.3m) Yellow cable only.  
**WC310280** - 280' (85.3m) White cable only.

**HBL61CM08 & HBL61CM08LED** - 50' (15.2m)  
**HBL61CM05 & HBL61CM05LED** - 35' (10.7m)  
**HBL61CM03 & HBL61CM03LED** - 25' (7.6m)  
**HBL61CM08W & HBL61CM08WLED** - 50' (15.2m)  
**HBL61CM03W & HBL61CM03WLED** - 25' (7.6m)



**HBL60CM31**  
**HBL60CM31W**



**HBL26CM11**



**HBL26CM10**



**HBL74CM25WOA**  
**HBL74CM25WOAW**



**YC306250** - 250' (76.2m) Yellow cable only.

**HBL61CM53 & HBL61CM53LED** - 50' (15.2m)  
**HBL61CM53W & HBL61CM53WLED** - 50' (15.2m)  
**HBL61CM43 & HBL61CM43LED** - 25' (7.6m)



**HBL77CM16**  
**HBL77CM16W**



**HBL63CM61**



**HBL63CM70**



**HBL77CM74WO**



**YC406250** - 250' (76.2m) Yellow cable only.

**HBL61CM52 & HBL61CM52LED** - 50' (15.2m)  
**HBL61CM42 & HBL61CM42LED** - 25' (7.6m)  
**HBL61CM52W & HBL61CM52WLED** - 50' (15.2m)  
**HBL61CM42W & HBL61CM42WLED** - 25' (7.6m)



**HBL77CM16**  
**HBL77CM16W**



**HBL63CM65**



**HBL63CM69**



**HBL77CM74WO**



**CS1004** - 100' (30.4m) 4-Wire  
**CS754** - 75' (22.8m) 4-Wire  
**CS100IT4** - 100' (30.4m) 3-Wire  
**CS75IT4** - 75' (22.8m) 3-Wire

**CW125IT4** - 125' (38.0m) One-ended cable set for winches.  
**CW100IT4** - 100' (30.4m) One-ended cable set for winches.  
**CW754** - 75' (22.8m) One-ended cable set for winches.  
**CS50EXT4** - 50' (15.2m) Extension cord.



**M4100P12**



**M4100C12**



**M4100R12**



**CS100IT5** - 100' (30.4m) 4-Wire  
**CS75IT5** - 75' (22.8m) 4-Wire

**CW125IT5** - 125' (38.0m) One-ended cable set for winches.  
**CW100IT5** - 100' (30.4m) One-ended cable set for winches.  
**CS50EXT5** - 50' (15.2m) Extension cord.



**M5100P9**  
**M5100P7**



**M5100C9**  
**M5100C7**



**M5100R9**  
**M5100R7**



**M5200PS1**



**M5200CS1**



**M5200RS1**



**PH6599** - 50' (15.2m)  
**PH6598** - 25' (7.6m)  
**PH6599W** - 50' (15.2m)  
**PH6598W** - 25' (7.6m)

**75 Ohm TV Cable**  
**TV99** - 50' (15.2m)  
**TV98** - 25' (7.6m)  
**TV99W** - 50' (15.2m)  
**TV98W** - 25' (7.6m)



**PH7440**



**PH6625**



**PH6596**



**TV97**



**PH6597TV**

# Marine Products

## ELCI Interface Solutions

30 Amp and 50 Amp

### ABYC Code Requirements

Hubbell Marine Electrical continues its tradition of innovation by developing a simple, flexible method of adapting a variety of ELCI Sensors and Breakers to our traditional Stainless Steel and Non-Metallic Shore Power Inlet Housings.

Effective July 31, 2012, ABYC, E-11.11.1, requires that "An Equipment Leakage Circuit Interrupter (ELCI) shall be installed with or in addition to the main shore power disconnect circuit breaker(s) or at the additional over current protection as required by E-11.10.2.8.3, whichever is closer to the shore power connection".

**Hubbell's family of ELCI adaptive Shore Power Inlet Kits provide a simple, flexible, low-cost solution.**

#### Kits Contain:

- Hubbell Shore Power Inlet
- Matching Shore Power Inlet Housing(s)
- Mounting Adapter Plate(s) for use with various ELCI Sensors and ELCI Breakers (not provided)
- Stainless Steel Hardware



An Equipment Leakage Circuit Interrupter (ELCI) provides 30mA ground fault protection for the entire AC shore power system beyond the ELCI



Marine Products  
**ELCI Interface Solutions**  
 30 Amp and 50 Amp


**Hubbell ELCI Adapter Kits for North Shore Safety, Ltd® PGFM Series (ELCI Marine) Sensing Module and Sensata Technologies® ELCI Breakers**

Description	Breaker	Sensor	Power Inlet	Catalog Number
30 Amp, 125 Volt Non-Metallic Inlet (HBL303NM) and (2) Non-Metallic Inlet Housings, Adapter Plates and Hardware.				<b>HBL303NMELCI</b>
30 Amp, 125 Volt Non-Metallic Inlet (HBL303NM) and (1) Non-Metallic Inlet Housing that adapts to North Shore Safety's Sensor only (no circuit breaker inlet housing), Adapter Plate and Hardware.				<b>HBL303NMELCIS</b>
30 Amp, 125 Volt Stainless Steel Inlet (HBL303SS) and (2) Stainless Steel Inlet Housings, Adapter Plates and Hardware.				<b>HBL303SSELCI</b>
30 Amp, 125 Volt Stainless Steel Inlet (HBL303SS) and (1) Stainless Steel Inlet Housing that adapts to North Shore Safety's Sensor only (no circuit breaker inlet housing), Adapter Plate and Hardware.				<b>HBL303SSELCIS</b>
50 Amp, 125/250 Volt Stainless Steel Inlet (HBL504SS) and (2) Stainless Steel Inlet Housings, Adapter Plates and Hardware.				<b>HBL504SSELCI</b>
50 Amp, 125/250 Volt Stainless Steel Inlet (HBL504SS) and (2) Stainless Steel Inlet Housing that adapts to a standard overcurrent-type circuit breaker.				<b>HBL504SSELCIH</b>
Blank Non-Metallic Inlet Housing and Hardware for mounting North Shore Safety ELCI Sensor only.				<b>HBLRRELCI</b>

Note: North Shore Safety's Sensor and Sensata Technologies Circuit Breakers (not provided) are separate devices each requiring their own blank shore power inlet interface.

# 30 Ampere, 125 Volt Cable Set

Features and Benefits



Note: Cable sets must be fully extended before using.

## Ship-to-Shore Devices



### 30A 125V Ship-to-Shore Devices

Description	Catalog Number
Stylized UV resistant non-metallic shore power inlet has white Centrex cover which makes unit weatherproof when completely closed. Interior has easy-to-wire terminations and is transparent for quick and easy visual inspection. Mounting holes are 2.38 in. (60.3) on centers and match existing mounting patterns. Mounting screws and gasket included. Protective rear enclosure/strain relief also included. <b>IP55 SUITABILITY.</b>	<b>HBL303NM</b>
Traditional, stainless steel shore power inlet has new easy-to-wire terminations. Interior is transparent for quick and easy visual inspection. Interior is shielded from the elements by a gasketed, self-closing cover, watertight when cover is screwed in place. Mounting holes are 2.38 in. (60.3) on centers. Mounting screws and gasket included. Protective rear enclosure/strain relief also included. <b>IP56 SUITABILITY.</b>	<b>HBL303SS</b>
Traditional stainless steel inlet housing; blank for attaching a circuit breaker (not included). Mounting hardware for Carling series breakers included. <b>IP56 SUITABILITY.</b>	<b>HBLCBISS</b>
Stylized non-metallic inlet housing; blank for attaching a circuit breaker (not included). Mounting hardware for Carling series breakers included. <b>IP55 SUITABILITY.</b>	<b>HBLCBINM</b>
Protective rear cover. Fits all 30A shore power inlets. Secures to back of inlets with three screws which are provided.	<b>SR3050*</b>
Replacement interior for HBL303SS and 60CM61 shore power inlets.	<b>HBL303INT</b>
Traditional Stainless steel power outlet has gasketed, self-closing cover, watertight when cover is screwed in place. Mounting holes are 2.38 in. (60.3) on centers. Mounting screws and gasket included. <b>IP56 SUITABILITY.</b>	<b>HBL303SSO</b>
Nickel plated brass adapter plate for mounting 30A traditional style shore power inlets and outlets to FS/FD box.	<b>HBL60CM75</b>

Note: \*Not UL Listed or CSA Certified.



**HBL303NM**



**HBL303SS**



**HBLCBISS**



**HBLCBINM**



**HBL303SSO**

### 30A 125V Traditional Stainless Steel Inlets

Base and cover are #316 type stainless steel for strength and corrosion resistance.

Self-closing cover assures the interior is shielded from the elements when the inlet is not in use.

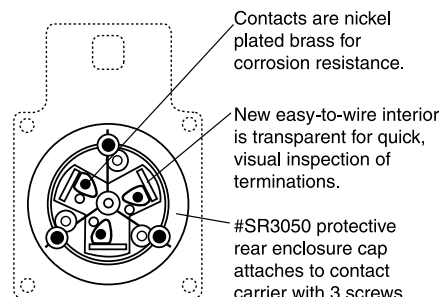
Neoprene gasket on underside of cover. For sealing when the cover is closed.

Contact blades are nickel plated brass for corrosion resistance.

New, easy-to-wire interior is transparent for quick, visual inspection of terminations and high-heat resistance.

Threaded base for making a watertight seal. When in use, it mates to the threaded ring of the weatherproof cover on the connector body. When not in use, it mates to the threaded cover.


Mounting holes are 2 $\frac{3}{8}$  in. (60.3) on center.



# 30 Ampere, 125 Volt AC Cable Sets and Bulk Cable

2 Pole, 3 Wire

Ship-to-Shore Devices



**Our 30A, 125V cable set is packed with high performance details from end to end that make a real difference. Completely factory pre-wired with molded-on devices. Designed to coil easily and lie flat.**



**HBL61CM08**



## 30A 125V Shore Power Cable Set

Description	Catalog Number
Yellow 50 ft. (15.2m) vinyl jacketed shore power cable set. #10 AWG is factory pre-wired with molded-on devices. Connector end has non-metallic threaded sealing ring which makes inlet/connector interface watertight.	<b>HBL61CM08</b>
Same as HBL61CM08 except 35 ft. (10.7m) in length.	<b>HBL61CM05</b>
Same as HBL61CM08 except 25 ft. (7.6m) in length.	<b>HBL61CM03</b>
Same as HBL61CM08 except in white in color.	<b>HBL61CM08W</b>
Same as HBL61CM03 except in white in color.	<b>HBL61CM03W</b>
Yellow 250 ft. (76.2m) three conductor, #10 AWG type STW, PVC jacketed portable cord with jute fillers for added flexibility. Ideal for making cable sets, extension cord, and adapters that will not mark boat's deck. 250 ft. (76.2m) lengths only.	<b>YC310250</b>
White 280 ft. (85.3m) three conductor, #10 AWG type STW, PVC jacketed portable cord with jute fillers for added flexibility. Ideal for making cable sets, extension cord, and adapters that will not mark boat's deck. 280 ft. (85.3m) lengths only.	<b>WC310280</b>
Replacement non-metallic sealing ring for 30A cable sets and boots.	<b>RPL30P*</b>



**YC310250**

Note: \*Not UL Listed.

# 30 Ampere, Cable Set with High Intensity LED “Power-ON” Indicator

Ship-to-Shore Cable Sets



- Bright, durable, LED (green) indicates “power-ON”.
- High intensity LED is visible—even in bright sunlight.
- Totally molded design for superior waterproofing and durability.
- Exclusive copper crimp barrel terminations for tighter connections and longer life.



Bull ring for added strain relief

Exclusive crimp termination for longer life



**IP55**  
SUITABILITY  
(Boatside)




## 30A Shore Power Cable Set with LED “Power-ON” Indicator

Description	Catalog Number
Yellow 50 ft. (15.2m) vinyl jacketed shore power cable set. #10 AWG is factory pre-wired with molded-on devices. Connector end has non-metallic threaded sealing ring which makes inlet/connector interface watertight.	<b>HBL61CM08LED</b>
Same as HBL61CM08LED except 35 ft. (10.7m) in length.	<b>HBL61CM05LED</b>
Same as HBL61CM08LED except 25 ft. (7.6m) in length.	<b>HBL61CM03LED</b>
Same as HBL61CM08LED except in white in color.	<b>HBL61CM08WLED</b>
Same as HBL61CM05LED except in white in color.	<b>HBL61CM05WLED</b>
Same as HBL61CM03LED except in white in color.	<b>HBL61CM03WLED</b>
Replacement non-metallic sealing ring for 30A cable sets and boots. Not UL Listed.	<b>RPL30P*</b>

Note: \*Not UL Listed.



Bright green LED indicates “Power-On”



Ergonomic styling

Arrows line-up

## Ship-to-Shore Devices



30A 125V  
NEMA L5-30R  
UL/CSA



HBL26CM10



HBL26CM11



HBL60CM31



HBL26CM13



HBL60CM33



HBL60CM32

### 30A 125V Ship-to-Shore Devices

Description	Catalog Number
Yellow single receptacle has Rynite® body and abuse resistant nylon face. <b>IP20 SUITABILITY.</b>	<b>HBL26CM10</b>
Yellow Insulgrip® plug has rugged nylon housing and cord grip with range of .36-.93 in. (9-24) that utilizes a unique offset jaws arrangement to provide secure strain relief. <b>IP20 SUITABILITY.</b>	<b>HBL26CM11</b>
Yellow Seal-Tite® cover for weatherproofing HBL26CM11 plugs. <b>IP44 SUITABILITY.</b> Note: Fits Insulgrip devices only.	<b>HBL60CM31+</b>
White Seal-Tite cover for weatherproofing HBL26CM11 plugs. <b>IP44 SUITABILITY.</b> Note: Fits Insulgrip devices only.	<b>HBL60CM31W+</b>
Yellow Insulgrip connector body has rugged nylon housing and cord grip with range of .36-.93 in. (9-24) that utilizes a unique offset jaws arrangement to provide secure strain relief.	<b>HBL26CM13</b>
Yellow Seal-Tite cover for weatherproofing HBL26CM13 connector bodies when used with shore power inlets. Threaded sealing ring makes connection watertight. Also for weatherproofing HBL26CM11 plug when used with HBL303SSO power outlet. <b>IP56 SUITABILITY.</b> Note: Fits Insulgrip devices only.	<b>HBL60CM33+</b>
White Seal-Tite cover for weatherproofing HBL26CM13 connector body when used with shore power inlets. Threaded sealing ring makes connection watertight. Also for weatherproofing HBL26CM11 plug when used with HBL303SSO power outlet. <b>IP56 SUITABILITY.</b> Note: Fits Insulgrip devices only.	<b>HBL60CM33W+</b>
Yellow Seal-Tite cover for weatherproofing HBL26CM13 connector bodies when used on extension cords or adapters. <b>IP44 SUITABILITY.</b> Note: Fits Insulgrip devices only.	<b>HBL60CM32+</b>
Yellow polycarbonate spring-loaded lift cover for weather-proofing old style 26CM10 receptacle. Meets the most stringent requirements of UL's three listing categories for weatherproof plates. Stainless steel screws and neoprene gasket included for mounting to FS/FD type weatherproof boxes. <b>IP44 SUITABILITY.</b>	<b>HBL74CM24WO**</b>
Same as HBL74CM24WO except gray in color. <b>IP44 SUITABILITY.</b>	<b>HBL7424WO**</b>
Yellow polycarbonate spring-loaded lift cover for weather-proofing HBL26CM10 receptacle. Meets the most stringent requirements of UL's three listing categories for weatherproof plates. Stainless steel screws and neoprene gasket included for mounting to FS/FD type weatherproof boxes. <b>IP44 SUITABILITY.</b>	<b>HBL74CM25WOA**</b>
Same as HBL74CM25WOA except white in color. <b>IP44 SUITABILITY.</b>	<b>HBL74CM25WOAW</b>
Same as HBL74CM25WOA except gray in color. <b>IP44 SUITABILITY.</b>	<b>HBL7425WOA**</b>
Stainless steel wall plate for old 26CM10.	<b>SS725</b>
Stainless steel wall plate for new HBL26CM10.	<b>SS720</b>

Note: +Boots are not UL Listed or CSA Certified.

\*\*See page 45 for accessories.

Rynite® is a registered trademark of E. I. DuPont.



## Ship-to-Shore Devices



### 30A 125V Ship-to-Shore Devices

Description	Catalog Number
Yellow Valise® plug has one-piece nylon housing and assembles easily with two screws. Built-in cord grip has range of .59-.93 in. (15.0-23.6). <b>IP20 SUITABILITY.</b>	<b>HBL26CM11V</b>
Black Valise plug for use on bass boats with trolling motor. One-piece nylon housing assembles easily with two screws. Built-in cord grip has a range of .59-.93 in. (15.0-23.6). <b>IP20 SUITABILITY.</b>	<b>HBL26CM11VB</b>
Yellow Seal-Tite® cover for weatherproofing HBL26CM11V plugs. <b>IP44 SUITABILITY.</b> Note: Fits Valise devices only.	<b>HBL60CM31V+</b>
Yellow Valise connector body has a one-piece nylon housing and assembles easily with two screws. Built-in cord grip has range of .59-.93 in. (15.0-23.6). <b>IP20 SUITABILITY.</b>	<b>HBL26CM13V</b>
Yellow Seal-Tite cover for HBL26CM13V connector body when used with shore power inlets. Threaded sealing ring makes connection watertight. <b>IP56 SUITABILITY.</b> Note: Fits Valise devices only.	<b>HBL60CM33V+</b>
Yellow Seal-Tite cover for weatherproofing HBL26CM13V connector bodies when used on extension cords or adapters. <b>IP44 SUITABILITY.</b> Note: Fits Valise devices only.	<b>HBL60CM32V+</b>
Replacement non-metallic sealing ring for 30A cable sets and boots. Not UL listed.	<b>RPL30P*</b>

Note: +Boots are not UL Listed or CSA Certified.

\*Not UL Listed.



**HBL26CM11V**



**HBL26CM11VB**



**HBL60CM31V**



**HBL26CM13V**



**RPL30P**

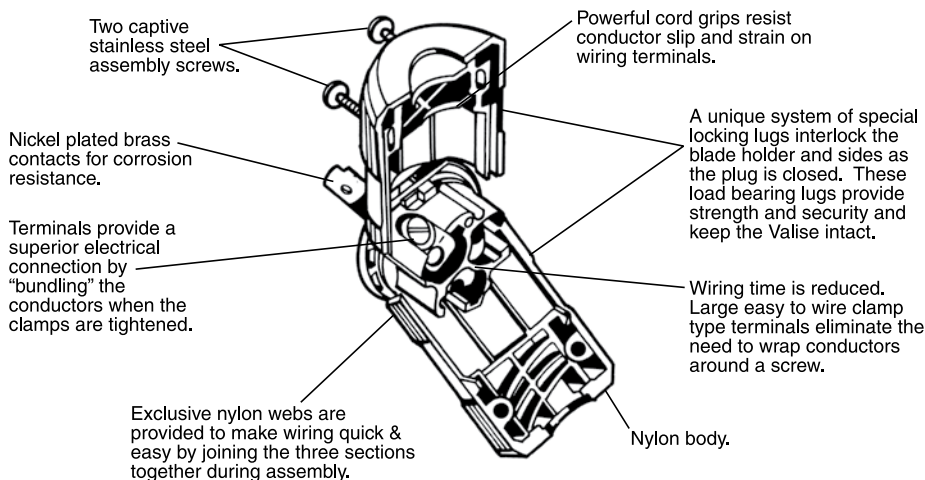


**HBL60CM33V**



**HBL60CM32V**

### Valise® Plug



## Ship-to-Shore Devices



HBL503NM



HBL503SS



HBL63CM60



HBL77CM15



HBL77CM17

### 50A 125V Ship-to-Shore Devices

Description	Catalog Number
Stylized non-metallic shore power inlet has UV resistant white Centrex cover which makes unit weatherproof when completely closed. Interior has easy to wire terminals. Mounting holes are 2.38 in. (60.3) on centers and match existing mounting patterns. Mounting screws and gasket included. <b>IP55 SUITABILITY.</b>	<b>HBL503NM</b>
Traditional stainless steel shore power inlet has gasketed, self-closing cover so interior is shielded from the elements when not in use. Watertight when cover is securely fastened. Mounting holes are 2.38 in. (60.3) on centers, and rear portion has 2.17 in. (55.1) diameter. Mounting screws and gasket included. <b>IP56 SUITABILITY.</b>	<b>HBL503SS</b>
Protective rear cover. Fits all inlets except HBL503SS. Secures to back of inlets with three screws which are provided.	<b>SR3050**</b>
Replacement interior for HBL503SS and 63CM72 shore power inlets.	<b>CR16277</b>
Nickel plated brass connector body has heat resistant thermoset interior and combination metal and rubber cord grip provides superior strain relief capability. Cord grip range is .44–1.14 in. (11.1–29.0). <b>IP20 SUITABILITY.</b>	<b>HBL63CM60</b>
Yellow Seal-Tite® cover for connector bodies when used with 50A shore power inlets. Threaded sealing ring makes connections watertight. <b>IP56 SUITABILITY.</b>	<b>HBL77CM15+</b>
White Seal-Tite cover for connector bodies when used with 50A shore power inlets. Threaded sealing ring makes connections watertight. <b>IP56 SUITABILITY.</b>	<b>HBL77CM15W+</b>
Nickel plated brass cord clamp assembly with clamp range of .44–1.14 in. (11.1–29.0) provides strain relief for terminations on shore power inlets.	<b>HBL77CM67</b>
Yellow Seal-Tite cover for weatherproofing 50A connector bodies on extension cords or adapters. <b>IP56 SUITABILITY.</b>	<b>HBL77CM17+</b>

Note: +Boots are not UL Listed or CSA Certified.  
 \*\*Not UL Listed or CSA Certified.

### 50A Traditional Stainless Steel Inlets

Base and cover are #316 type stainless steel for strength and corrosion resistance.

Contact blades are nickel plated brass for corrosion-resistance.

Pressure screw terminals for secure terminations clearly marked for easy identification.

Thermoset contact carrier is arcing and heat resistant.

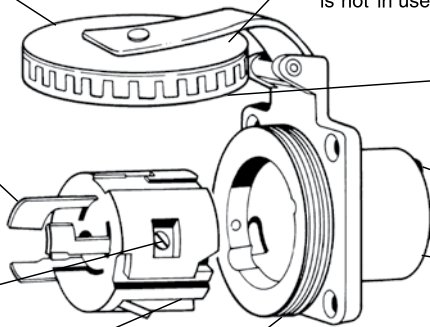
Self-closing cover is friction tight to remain open while engaging cable set and shields the interior from the elements when the inlet is not in use.

Neoprene gasket on underside of cover for sealing when the cover is closed.

Three screws "lock-in" the interior once it is in place.

Rear enclosure is nickel plated for corrosion resistance.

Threaded base for making a watertight seal. When in use, it mates to the threaded ring of the watertight cover on the connector body. When not in use, it mates to the threaded cover.



## Ship-to-Shore Devices



50A 125V




**HBL61CM53**  
**HBL61CM53W**  
**HBL61CM43**

### 50A 125V Ship-to-Shore Devices

Description	Catalog Number
Yellow 50 ft. (15.2m) vinyl jacketed shore power cable set. #6 AWG type STOW is completely factory pre-wired with molded-on devices. Connector end has threaded metallic sealing ring to make inlet/connector interface watertight. <b>IP54 SUITABILITY (BOATSIDE).</b>	<b>HBL61CM53</b>
Same as HBL61CM53 except with two high intensity LEDs.	<b>HBL61CM53LED**</b>
Same as HBL61CM53 except 25 ft. (7.6m) in length.	<b>HBL61CM43</b>
Same as HBL61CM43 except with two high intensity LEDs.	<b>HBL61CM43LED**</b>
Three conductor, #6 AWG type STOW, yellow PVC jacketed portable cord with jute fillers for added flexibility. Ideal for making cable sets, extension cords, and adapters will not mark boat's deck. 250 ft. (75.2m) lengths only.	<b>YC306250</b>
Nickel plated brass plug has heat resistant thermoset interior and combination metal and rubber cord grip, provides superior strain relief capability. Cord grip range is .44-1.14 in. (11.1-29.0). <b>IP20 SUITABILITY.</b>	<b>HBL63CM61</b>
Yellow Seal-Tite® cover for weatherproofing 50A plugs. <b>IP55 SUITABILITY.</b>	<b>HBL77CM16+</b>
White Seal-Tite cover for weatherproofing 50A plugs. <b>IP55 SUITABILITY.</b>	<b>HBL77CM16W+</b>
Single receptacle has a heat-resistant thermoset base. <b>IP20 SUITABILITY.</b>	<b>HBL63CM70</b>
Yellow Valox® lift cover for weatherproofing 50A receptacles. Meets requirements of the most stringent of UL's three listing categories for weatherproof plates. Stainless steel screws and a neoprene gasket included. For mounting to FS/FD type weatherproof boxes. <b>IP44 SUITABILITY.</b>	<b>HBL77CM74WO</b>
Same as HBL77CM74WO except gray in color. <b>IP44 SUITABILITY.</b>	<b>HBL7774WO</b>
Stainless steel wall plate for 50A receptacle.	<b>SS750</b>

Note: +Boots are not UL Listed or CSA Certified.

\*\*See page 16 for features and benefits.



**HBL63CM61**



**HBL77CM16**



**HBL63CM70**

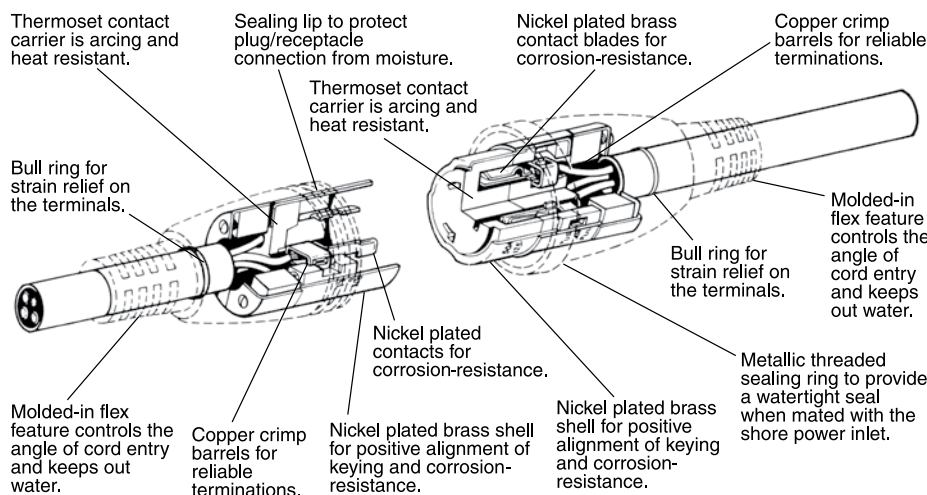


**HBL77CM74WO**



**SS750**

### 50A Molded Cable Sets



Valox® is a trademark of SABIC Innovative Plastics, acquired from General Electric Company.

## Ship-to-Shore Devices



HBL504NM



HBL504SS



HBL63CM64



HBL77CM15



HBL77CM17

### 50A 125/250V Ship-to-Shore Devices

Description	Catalog Number
Stylized non-metallic shore power inlet has UV resistant white Centrex cover which makes unit weatherproof when completely closed. Interior is heat resistant thermoset material and has box lug terminals. Mounting holes are 2.38 in. (60.3) on centers and match existing mounting patterns. Mounting screws and gasket included. <b>IP55 SUITABILITY.</b>	<b>HBL504NM</b>
Traditional stainless shore power inlet has gasketed, self-closing cover so that the interior is shielded from the elements when not in use. It is watertight when the cover is securely fastened. The mounting holes are 2.38 in. (60.3) on centers, and the rear portion has a 2.17 in. (55.1) diameter. Mounting screws and gasket are included. <b>IP56 SUITABILITY.</b>	<b>HBL504SS</b>
Protective rear cover. Fits all inlets except HBL504SS. Secures to back of inlets with three screws which are provided.	<b>SR3050**</b>
Replacement interior for 63CM74 and HBL504SS power inlets.	<b>CR16279**</b>
Nickel plated brass connector body has a heat resistant thermoset interior and combination metal and rubber cord grip, which provides superior strain relief capability. Cord grip range is .44–1.14 in. (11.1–29.0). <b>IP20 SUITABILITY.</b>	<b>HBL63CM64</b>
Yellow Seal-Tite® cover for connector bodies when used with 50A shore power inlets. Threaded sealing ring makes connections watertight. <b>IP56 SUITABILITY.</b>	<b>HBL77CM15+</b>
White Seal-Tite cover for connector bodies when used with 50A shore power inlets. Threaded sealing ring makes connections watertight. <b>IP56 SUITABILITY.</b>	<b>HBL77CM15W+</b>
Nickel plated brass cord clamp assembly with clamp range of .44–1.14 in. (11.1–29.0) provides strain relief for terminations on shore power inlets.	<b>HBL77CM67</b>
Yellow Seal-Tite cover for weatherproofing 50A connector bodies on extension cords or adapters. <b>IP55 SUITABILITY.</b>	<b>HBL77CM17+</b>

Note: +Boots are not UL Listed or CSA Certified.

\*\*Not UL Listed or CSA Certified.

### 50A Traditional Stainless Steel Inlets

Base and cover are #316 type stainless steel for strength and corrosion resistance.

Contact blades are nickel plated brass for corrosion-resistance.

Pressure screw terminals for secure terminations clearly marked for easy identification.

Thermoset contact carrier is arcing and heat resistant.

Self-closing cover is friction tight to remain open while engaging cable set and shields the interior from the elements when the inlet is not in use.

Neoprene gasket on underside of cover for sealing when the cover is closed.

Three screws "lock-in" the interior once it is in place.

Rear enclosure is nickel plated for corrosion resistance.

Threaded base for making a watertight seal. When in use, it mates to the threaded ring of the watertight cover on the connector body. When not in use, it mates to the threaded cover.

## Ship-to-Shore Devices




### 50A 125/250V Ship-to-Shore Devices

Description	Catalog Number
Yellow 50 ft. (15.2m) vinyl jacketed shore power cable set, #6 AWG type STOW is completely factory pre-wired with molded-on devices. The connector end has a metallic threaded sealing ring for making the inlet/connector interface watertight. <b>IP56 SUITABILITY (BOATSIDE).</b>	<b>HBL61CM52</b>
Same as HBL61CM52 except with two high intensity LEDs.	<b>HBL61CM52LED**</b>
Same as HBL61CM52 except white in color.	<b>HBL61CM52W</b>
Same as HBL61CM52W except with two high intensity LEDs.	<b>HBL61CM52WLED**</b>
Yellow 25 ft. (7.6m) vinyl jacketed shore power cable set, #6 AWG type STOW is completely factory pre-wired with molded-on devices. The connector end has a metallic threaded sealing ring for making the inlet/connector interface watertight. <b>IP56 SUITABILITY (BOATSIDE).</b>	<b>HBL61CM42</b>
Same as HBL61CM42 except with two high intensity LEDs.	<b>HBL61CM42LED**</b>
Same as HBL61CM42 except white in color.	<b>HBL61CM42W</b>
Same as HBL61CM42W except with two high intensity LEDs.	<b>HBL61CM42WLED**</b>
Four conductor, #6 AWG type STOW, yellow PVC jacketed portable cord with jute fillers for added flexibility is ideal for making cable sets, extension cords, and adapters that will not mark the boats deck. Available in 250 ft. (76.2m) lengths only.	<b>YC406250</b>
Nickel plated brass plug has a heat resistant thermoset interior and combination metal and rubber cord grip, which provides superior strain relief capability. Cord grip range is .44–1.14 in. (11.1–29.0). <b>IP20 SUITABILITY.</b>	<b>HBL63CM65</b>
Yellow Seal-Tite® cover for weatherproofing 50A plugs. <b>IP55 SUITABILITY.</b>	<b>HBL77CM16+</b>
White Seal-Tite® cover for weatherproofing 50A plugs. <b>IP55 SUITABILITY.</b>	<b>HBL77CM16W+</b>
Single receptacle has a heat resistant thermoset base. <b>IP20 SUITABILITY.</b>	<b>HBL63CM69</b>
Yellow Valox® lift cover for weatherproofing 50A receptacles. Meets requirements of the most stringent of UL's three listing categories for weatherproof plates. Stainless steel screws and a neoprene gasket included. For mounting to FS/FD type weatherproof boxes. <b>IP44 SUITABILITY.</b>	<b>HBL77CM74WO</b>
Same as HBL77CM74WO except gray in color. <b>IP44 SUITABILITY.</b>	<b>HBL7774WO</b>
Stainless steel wall plate for 50A receptacle.	<b>SS750</b>

Note: +Boots are not UL Listed or CSA Certified.  
 \*\*See page 16 for features and benefits.



**HBL61CM52**  
**HBL61CM52W**  
**HBL61CM42**  
**HBL61CM42W**



**HBL63CM65**



**HBL77CM16**



**HBL63CM69**

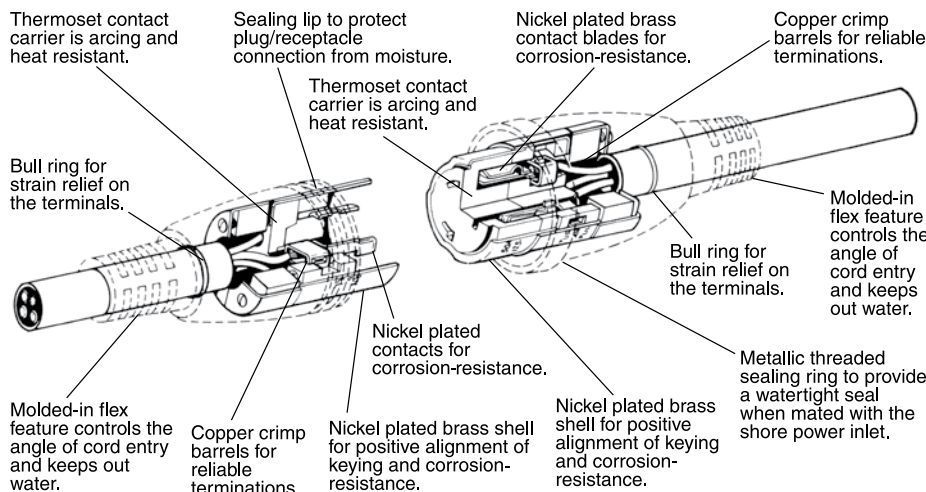


**HBL77CM74WO**



**SS750**

### 50A Molded Cable Sets



Valox® is a trademark of SABIC Innovative Plastics, acquired from General Electric Company.

# 50 Ampere, Cable Set with Two High Intensity LEDs: “Power-ON” and “Incorrect Wiring” Indicators

## Ship-to-Shore Cable Sets



- Two bright, durable, LEDs. GREEN indicates “Power-ON” and RED indicates “Incorrect Wiring” at the power source.
- High intensity LEDs are visible—even in bright sunlight.
- Totally molded design for superior waterproofing and durability.
- Exclusive copper crimp barrel terminations for tighter connections and longer life.



Bull ring for added strain relief

Exclusive crimp termination for longer life




**IP56**  
SUITABILITY  
(Boatside)



### 50A Shore Power Cable Set with Two LED Indicators

Description	Catalog Number	
Yellow 50 ft. (15.2m) vinyl jacketed shore power cable set, #6 AWG type STOW is completely factory pre-wired with molded-on devices. The connector end has a metallic threaded sealing ring for making the inlet/connector interface watertight.	<b>HBL61CM53LED</b>	<b>HBL61CM52LED</b>
Same as HBL61CM52LED except 25 ft. (7.6m) in length.	<b>HBL61CM43LED</b>	<b>HBL61CM42LED</b>
Same as HBL61CM42LED except white in color.	—	<b>HBL61CM42WLED</b>



Bright green LED indicates “Power-ON”

Bright red LED indicates “Incorrect Wiring” at the power source

Ergonomic styling

Arrows line-up

# 100 Ampere, 125/250 Volt and 3ØY 120/208 Volt Ship-to-Shore Cable Sets



- Hubbell Marine was the first to offer 100 amp marine grade devices that are considered second to none.
- Hubbell developed the standard for 100 amp Pin and Sleeve devices with the National Electric Code and the American Boat and Yacht Council.
- Only Hubbell offers 3, 4 and 5 wire 100 amp cable sets for your shore power requirements.
- Cable sets manufactured in factory-controlled conditions using specially compounded cable to accommodate a full 100 amp.

Features	Benefits
Factory assembled.	Reliable and consistent terminations.
100 Amp Pin and Sleeve devices	Rugged, watertight, UL listed, ABYC compliant, corrosion-resistant
UL Listed cable.	High visibility yellow, STOW cable, 105°C rated, and UL listed.
Breadth of line.	Available in 75, 100, and 125 ft. lengths with and without a neutral. Fifty foot extension cords also available.
100% inspection.	Each cable set is tested to ensure quality performance.

**IP56**  
SUITABILITY



100A  
125/250V AC



100A 3ØY  
120/208V AC

## 100A Ship-to-Shore Cable Sets

Description	Catalog Number	
Yellow 75 ft. (22.8m) corrosion-resistant shore power cable set, 105°C rated, #2 AWG, (no neutral), STOW cable with plug and connector body for use with boats with isolation transformer on board.	<b>CS75IT4*</b>	<b>CS75IT5</b>
Same as above except 100 ft. (30.4m) in length.	<b>CS100IT4</b>	<b>CS100IT5</b>
Yellow 75 ft. (22.8m) corrosion-resistant shore power cable set, 105°C rated, #2 AWG, STOW cable.	<b>CS754</b>	—
Same as CS754/5 except 100 ft. (30.4m) in length.	<b>CS1004</b>	—
Yellow 50 ft. (15.2m) corrosion-resistant extension cord, 105°C rated, #2 AWG, STOW cable. For mating with existing shore power cable set.	<b>CS50EXT4</b>	<b>CS50EXT5</b>
Yellow 75 ft. (22.8m) corrosion-resistant one-ended (male only) power supply cable, 105°C rated, #2 AWG, STOW cable with 3 pole 4 wire male plug only; for use with boats using a cable winch system.	<b>CW754</b>	—
Yellow 100 ft. (30.4m) corrosion-resistant one-ended (male only) power supply cable, 105°C rated, #2 AWG, (no neutral) STOW cable with male plug only; for use with boats with isolation transformer on board and a cable winch system.	<b>CW100IT4</b>	<b>CW100IT5</b>
Same as CW100IT4/5 except 125 ft. (38.0m) in length.	<b>CW125IT4</b>	<b>CW125IT5</b>
Same as CW100IT4/5 except white in color.	<b>CW100IT4W</b>	—



**CS75IT4**

Note: Periodic cleaning and lubrication (such as LPS-1® made by Holt Lloyd Corp.) of the pins and sleeves of these devices is necessary to enjoy years of optimal use.

\*Also available in white, consult factory.



## Ship-to-Shore Devices



100A  
125/250V AC

### 100A 125/250V Ship-to-Shore Devices

Description	Catalog Number
Gray nylon shore power inlet has gasketed, spring-loaded cover which closes automatically when not in use and is watertight when securely fastened. Mounting holes are 4.88 in. (123.8) on centers and rear portion has 3.94 in. (100.0) diameter. Mounting screws and gasket included. <b>IP56 SUITABILITY.</b>	<b>M4100B12R</b>
Yellow Zytel® super tough nylon watertight connector body has gasketed locking ring to make inlet/connector interface watertight. Cord grip range is 1.06–1.94 in. (26.9–49.3). Note: This device mates with shore power inlet only. <b>IP56 SUITABILITY.</b>	<b>M4100C12R</b>
15° angle cast aluminum back box has corrosion-resistant gray finish and top hub with 1½ in. NPT 100A receptacles can be mounted directly to it.	<b>BB1001W</b>
Same as BB1001W except threaded top hub is 2 in. NPT.	<b>BB1002W</b>
15° angle non-metallic back box, made of high-grade engineered thermoplastic Valox® to resist chemicals, abuse and U.V. rays. Has integral grounding plate, 1½ in. NPT hub size and 120 cu. in. capacity (hub is not included - Raco part number 1706 is recommended). <b>IP57 SUITABILITY.</b>	<b>BB100N</b>



M4100B12R



M4100C12R



BB1001W  
BB1002W



BB100N

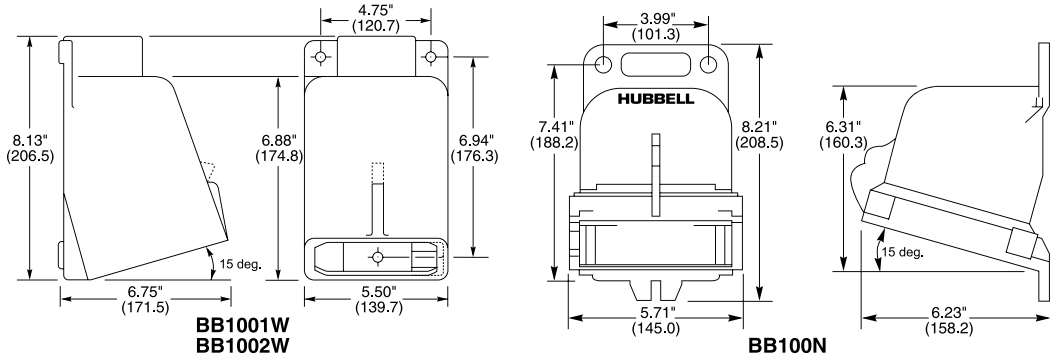


CA100

### Replacement Parts

Description	Catalog Number
Replacement lift cover assembly; includes cover, arm and assembly tool.	<b>CA100</b>
Replacement locking ring and cord clamp.	<b>CC100</b>
Replacement locking ring only.	<b>LR100</b>

Note: Periodic cleaning and lubrication (such as LPS-1® made by Holt Lloyd Corp.) of the pins and sleeves of these devices is necessary to enjoy years of optimal use.

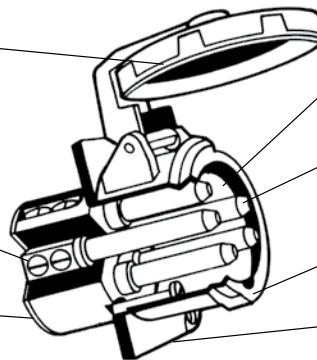


### Shore Power Inlet

The gasketed, self-closing cover is keyed to normally seat in a position that provides a weatherproof seal. Simply rotating the cover and locking it makes it watertight.

The terminals are clearly identified with large markings for easy recognition.

High impact thermoset contact carrier is arcing and heat resistant.



The device is marked with its catalog number and rating for easy identification.

Nickel plated solid brass pins provide for long life and reliable electrical contact in corrosive environments.

Special keying makes proper alignment of mating devices quick and easy.

Nylon housing provides increased safety and abuse resistance.

Zytel® is a registered trademark of E.I. DuPont.

Valox® is a trademark of SABIC Innovative Plastics, acquired from General Electric Company.

Dimensions in Inches (mm)



## Ship-to-Shore Devices



### 100A 125/250V Ship-to-Shore Devices

Description	Catalog Number
Yellow Zytel® super tough nylon watertight plug has gasketed locking ring to make plug/receptacle interface watertight. Cord grip range is 1.06–1.94 in. (26.9–49.3). <b>IP56 SUITABILITY.</b>	<b>M4100P12</b>
Gray nylon dockside receptacle has gasketed, spring-loaded cover. Closes automatically when not in use and is watertight when securely fastened. Mounting holes are 4.88 in. (123.8) on centers. Mounting screws and gasket included. <b>IP56 SUITABILITY.</b>	<b>M4100R12</b>
Yellow Zytel® super tough nylon watertight connector body for mating plug to connector interface on extension cords or adapters. Cord grip range is 1.06–1.94 in. (26.9–49.3). Note: It cannot be mated to the shore power inlet. <b>IP56 SUITABILITY.</b>	<b>M4100C12</b>
Back box for inlets and receptacles has 15° angle section which can be installed in any of 4 positions. Box is cast aluminum with corrosion-resistant gray alkyd-based enamel finish and 1½ in. NPT hub which can be mounted for either top or bottom feed. <b>IP56 SUITABILITY.</b>	<b>FW60100</b>
Closure Cap for 100A plugs and connector bodies that (do not have a cap attached) have locking rings.	<b>PC100</b>



M4100P12



M4100R12

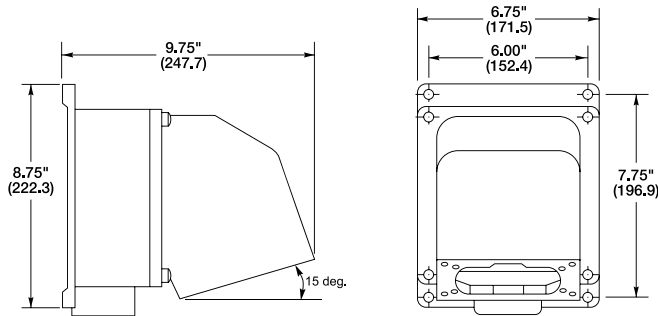


M4100C12

### Replacement Parts

Description	Catalog Number
Replacement lift cover assembly; includes cover, arm and assembly tool.	<b>CA100</b>
Replacement locking ring and cord clamp.	<b>CC100</b>
Replacement locking ring only.	<b>LR100</b>

Note: Periodic cleaning and lubrication (such as LPS-1® made by Holt Lloyd Corp.) of the pins and sleeves of these devices is necessary to enjoy years of optimal use.

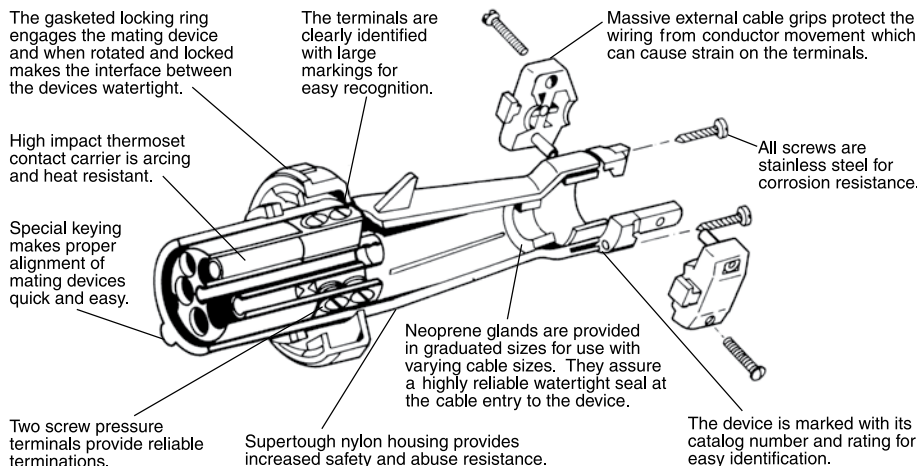


FW60100



FW60100

### 100A Connector Body



PC100



CA100

Zytel® is a registered trademark of E.I. DuPont.

Dimensions in Inches (mm)

## Ship-to-Shore Devices



**M5100B9R**

### 100A 3ØY 120/208V and 100A 3ØY 277/480V

Description	Catalog Number	Catalog Number
Gray nylon shore power inlet has gasketed, spring-loaded cover which closes automatically when not in use and is watertight when securely fastened. Mounting holes are 4.88 in. (123.8) on centers and rear portion has 3.94 in. (100.0) diameter. Mounting screws and gasket included. <b>IP56 SUITABILITY.</b>	<b>M5100B9R</b>	<b>M5100B7R</b>
Yellow Zytel® super tough nylon watertight connector body has gasketed locking ring to make inlet/connector interface watertight. Cord grip range is 1.06–1.94 in. (26.9–49.3). Note: This device mates with shore power inlet only. <b>IP56 SUITABILITY.</b>	<b>M5100C9R</b>	<b>M5100C7R</b>
15° angle cast aluminum back box has corrosion-resistant gray finish and top hub with 1½ in. NPT 100A receptacles can be mounted directly to it.	<b>BB1001W</b>	<b>BB1001W</b>
Same as BB1001W except threaded top hub is 2 in. NPT.	<b>BB1002W</b>	<b>BB1002W</b>
15° angle non-metallic back box, made of high-grade engineered thermoplastic Valox® to resist chemicals, abuse and U.V. rays. Has integral grounding plate, 1½ in. NPT hub size and 120 cu. in. capacity (hub is not included - Raco part number 1706 is recommended). <b>IP57 SUITABILITY.</b>	<b>BB100N</b>	<b>BB100N</b>



**M5100C9R**

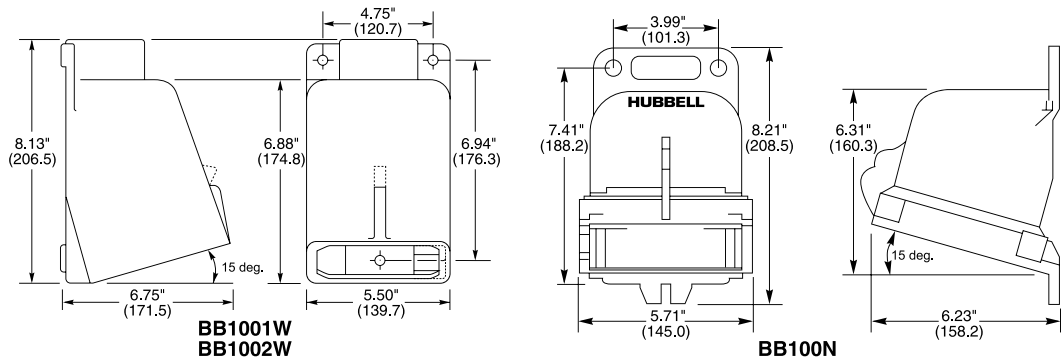
### Replacement Parts

Description	Catalog Number	Catalog Number
Replacement lift cover assembly; includes cover, arm and assembly tool.	<b>CA100</b>	<b>CA100</b>
Replacement locking ring and cord clamp.	<b>CC100</b>	<b>CC100</b>
Replacement locking ring only.	<b>LR100</b>	<b>LR100</b>

Note: Periodic cleaning and lubrication (such as LPS-1® made by Holt Lloyd Corp.) of the pins and sleeves of these devices is necessary to enjoy years of optimal use.



**BB1001W**  
**BB1002W**



**BB100N**

### Shore Power Inlet

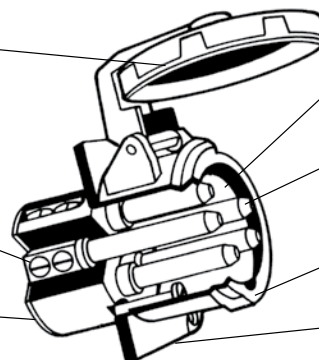


**CA100**

The gasketed, self-closing cover is keyed to normally seat in a position that provides a weatherproof seal. Simply rotating the cover and locking it makes it watertight.

The terminals are clearly identified with large markings for easy recognition.

High impact thermoset contact carrier is arcing and heat resistant.



The device is marked with its catalog number and rating for easy identification.

Nickel plated solid brass pins provide for long life and reliable electrical contact in corrosive environments.

Special keying makes proper alignment of mating devices quick and easy.

Nylon housing provides increased safety and abuse resistance.

Dimensions in Inches (mm)

Valox® is a trademark of SABIC Innovative Plastics, acquired from General Electric Company. Zytel® is a registered trademark of E.I. DuPont.

## Ship-to-Shore Devices

### 100A 3ØY 120/208V and 100A 3ØY 277/480V

Description	Catalog Number	
Yellow Zytel® super tough nylon watertight plug has gasketed locking ring to make plug/receptacle interface watertight. Cord grip range is 1.06–1.94 in. (26.9–49.3). <b>IP56 SUITABILITY.</b>	<b>M5100P9</b>	<b>M5100P7</b>
Gray nylon dockside receptacle has gasketed, spring-loaded cover. Closes automatically when not in use and is watertight when securely fastened. Mounting holes are 4.88 in. (123.8) on centers. Mounting screws and gasket included. <b>IP56 SUITABILITY.</b>	<b>M5100R9</b>	<b>M5100R7</b>
Yellow Zytel® super tough nylon watertight connector body for making plug to connector interface on extension cords or adapters. Cord grip range is 1.06–1.94 in. (26.9–49.3). Note: It cannot be mated to the shore power inlet. <b>IP56 SUITABILITY.</b>	<b>M5100C9</b>	<b>M5100C7</b>
Back box for inlets and receptacles has 15° angle section which can be installed in any of 4 positions. Box is cast aluminum with corrosion resistant gray alkyl-based enamel finish and 1½ in. NPT hub which can be mounted for either top or bottom feed. <b>IP56 SUITABILITY.</b>	<b>FW60100</b>	<b>FW60100</b>
Closure Cap for 100A plugs and connector bodies that (do not have a cap attached) have locking rings.	<b>PC100</b>	<b>PC100</b>



100A 3ØY 120/208V AC



100A 3ØY 277/480V AC



M5100P9



M5100R9



M5100C9



FW60100



PC100

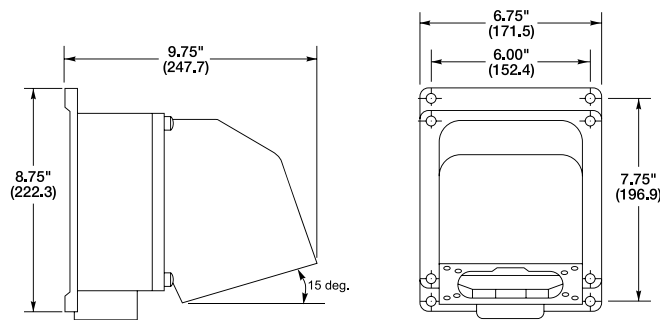


CA100

## Replacement Parts

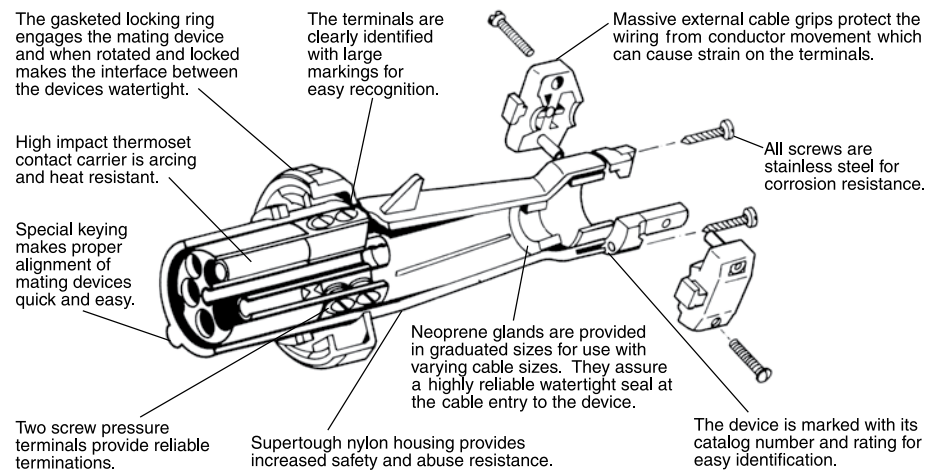
Description	Catalog Number	
Replacement lift cover assembly; includes cover, arm and assembly tool.	<b>CA100</b>	<b>CA100</b>
Replacement locking ring and cord clamp.	<b>CC100</b>	<b>CC100</b>
Replacement locking ring only.	<b>LR100</b>	<b>LR100</b>

Note: Periodic cleaning and lubrication (such as LPS-1® made by Holt Lloyd Corp.) of the pins and sleeves of these devices is necessary to enjoy years of optimal use.



FW60100

## 100A Connector Body



Zytel® is a registered trademark of E.I. DuPont.

Dimensions in Inches (mm)

## Ship-to-Shore Devices



Hubbell was the first to offer a UL Listed 100 Amp Marine Ship-To-Shore System... and now, we are the first to offer a UL Listed 200 Amp Marine Ship-To-Shore System.

The only 200 Amp-rated Ship-to-Shore System - built specifically for Mega-Yachts.

- Type 3,4, 4X Rated per UL50 standard for superior water resistance.
- UL Listed and CSA Certified.
- Interchangeable with other "UL1686 Series C1" Listed devices.
- Terminal screws feature swivel/pressure pads to secure, and prevent damage to conductors strands.
- Cable clamp captures cable at four points, provides superior retention.
- Housing is made of copper-free aluminum with an electrostatically applied epoxy/polyester finish.
- Accepts a cord range of #1 AWG – 250 MCM.
- Pins and Sleeves are made of nickel-plated Tellurium copper for superior corrosion and heat resistance.

Hubbell 200 Amp devices are listed to UL 1682 and UL Classified for the mating and operation of 200 Amp devices. Mates with Cooper® Crouse-Hinds® Arktite® or Appleton® Powertite® (when installed in accordance with instructions furnished with device).



M5200BS1R



200A  
600V AC/250V DC

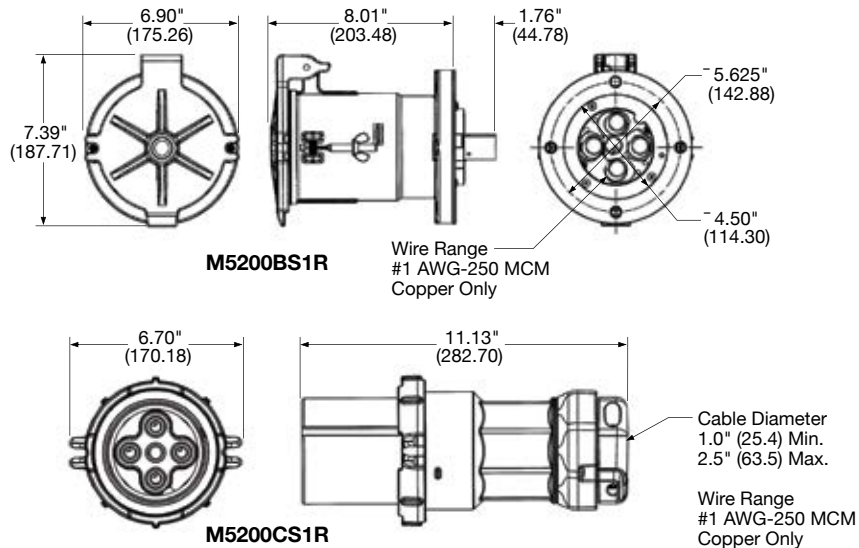
### 200A 600V Ship-to-Shore Devices

Description	Catalog Number
Gray metallic watertight shore power inlet with wingnut-secured lid for water tightness when not in use.	<b>M5200BS1R</b>
Gray/yellow metallic watertight connector body with locking ring to make inlet/connector body interface watertight. Cord grip range is #1 AWG-250 MCM 1.00-2.5 in. (25.4-6.35).	<b>M5200CS1R</b>



M5200CS1R

### Dimensions



Dimensions in Inches (mm)

Appleton® and Powertite® are registered trademarks of Appleton Electric Company  
 Cooper Crouse-Hinds® and Arktite® are registered trademarks of Cooper Industries, Inc

## Ship-to-Shore Devices



200A  
600V AC/250V DC

### 200A 125/250V Ship-to-Shore Devices

Description	Catalog Number
Gray/yellow metallic watertight plug with locking ring to make plug/receptacle interface watertight. Cord grip range is #1 AWG-250 MCM 1.00-2.5 in. (25.4-6.35).	<b>M5200PS1</b>
Gray metallic, watertight dockside receptacle with wing nut-secured lid for water tightness when not in use.	<b>M5200RS1</b>
Gray/yellow metallic watertight connector body with wing nut-secured lid for water tightness when not in use. For making plug/connector body interface on extension cords or adapters.	<b>M5200CS1</b>
Gray metallic Back Box for inlets and receptacles has 45° angle section which can be installed in any of 4 positions, 2 in. NPT hub.	<b>MB2003W</b>
Gray metallic back box – same as above but 2½ in. NPT hub.	<b>MB2004W</b>



**M5200PS1**



**M5200RS1**

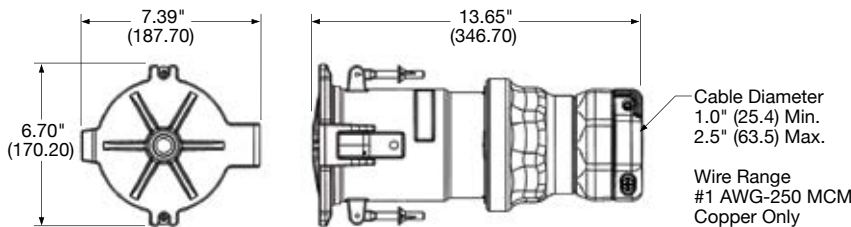


**M5200CS1**

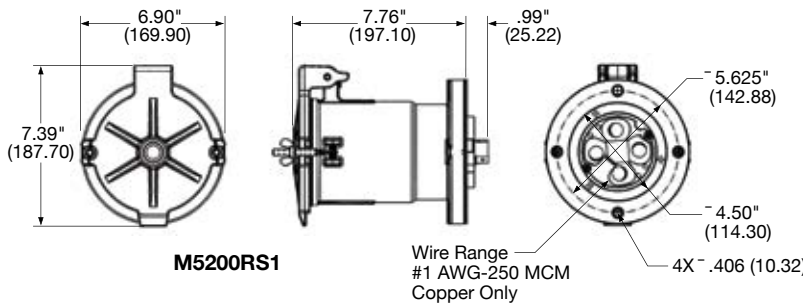


**MB2003W**

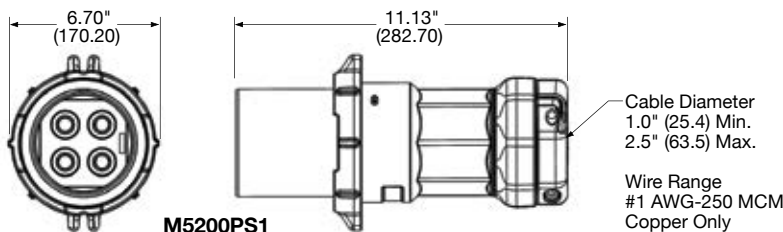
### Dimensions



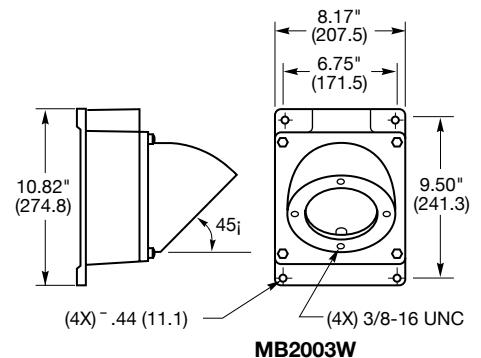
**M5200CS1**



**M5200RS1**



**M5200PS1**



**MB2003W**

Dimensions in Inches (mm)

# Internationally Rated Devices

16, 32, 63 Ampere, 240 Volt



**HBL316NM  
HBL332NM**



**HBL316SSX  
HBL332SSX**



**HBL316CSW25  
HBL316CSW  
HBL332CSW**



**HBL316CRCX  
HBL332CRCX**



**HBL60CM33  
HBL60CM33W**



**HBL316R6W**



**HBL316B6W**



**HBL316C6W**



**HBL316P6W**

Hubbell offers the only CE certified electrical shore power system truly dedicated for boats destined for Europe and the International community. Hubbell's offering of international shore power inlets are available in traditional 316 stainless steel and attractive white non-metallic types resembling our domestic offering in style and appearance but are not interchangeable with the domestic shore power system.

Utilizing standard NEMA (National Electrical Manufacturer's Association) configurations not typically used in the marine market, Hubbell can offer a safe and non-interchangeable 16 Amp 230 Volt system and 32 Amp 230 Volt system for use with 50 cycle systems. The system includes white power supply cables (one-end, female only) in both the 16 Amp and 32 Amp categories.

## Twist-Lock® Devices, Ship-To-Shore Power System

Description	16A 230V	32A 230V, 50 Cycle
Non-metallic, white, stylized, UV resistant shore power inlet. White Centrex cover makes the inlet weatherproof when closed. Mounting holes are 2.38 in. (60.3) on centers and match most existing mounting patterns. Rear enclosure strain/relief cap is provided. <b>IP55 SUITABILITY.</b>	<b>HBL316NM</b>	<b>HBL332NM</b>
Traditional, stainless steel shore power inlet has new easy-to-wire terminations. Interior is transparent for quick and easy visual inspection. Interior is shielded from the elements by a gasketed, self-closing cover, watertight when cover is screwed in place. Mounting holes are 2.38 in. (60.3) on centers. Mounting screws and gasket included. Protective rear enclosure/strain relief also included. <b>IP56 SUITABILITY.</b>	<b>HBL316SSX</b>	<b>HBL332SSX</b>
25 ft. (7.6m) white, vinyl jacketed power supply cord with female (boat side) end only; other end blunt cut. <b>IP56 SUITABILITY.</b>	<b>HBL316CSW25</b>	-
50 ft. (15.2m) white, vinyl jacketed power supply cord with female (boat side) end only; other end blunt cut.	<b>HBL316CSW</b>	<b>HBL332CSW</b>
Yellow locking connector replacement end for HBL316CSW25 and HBL316CSW. <b>IP20 SUITABILITY.</b>	<b>HBL316CRCX</b>	<b>HBL332CRCX</b>
White Seal-Tite® cover with threaded sealing ring for use with HBL316CRC and HBL332CRC connector bodies. <b>IP56 SUITABILITY.</b>	<b>HBL60CM33W</b>	<b>HBL60CM33W</b>
White Seal-Tite® cover with threaded sealing ring for use with HBL316CRC and HBL332CRC connector bodies. <b>IP56 SUITABILITY.</b>	<b>HBL60CM33</b>	<b>HBL60CM33</b>

## Pin and Sleeve Devices, Rated in Either 16A, 32A or 63A, 240V, 2 Pole Plus Earth (≡)



Description	16A 240V	32A 240V	63A 240V
Shore power inlet with mounting holes 3.13 in. (79.3) on centers and 2.72 in. (69.1) diameter on rear portion.	<b>HBL316B6W</b>	<b>HBL332B6W</b>	<b>HBL363B6W</b>
Connector body with cord grip range of .36-.83 in. (9.1-21.1).	<b>HBL316C6W</b>	<b>HBL332C6W</b>	<b>HBL363C6W</b>
Shore power receptacle with mounting holes 3.13 in. (79.3) on centers and 2.72 in. (69.1) diameter on rear portion.	<b>HBL316R6W</b>	<b>HBL332R6W</b>	<b>HBL363R6W</b>
Plug with cord grip range of .36-.83 in. (9.1-21.1).	<b>HBL316P6W</b>	<b>HBL332P6W</b>	<b>HBL363P6W</b>
Closure plug for HBL316B6W.	<b>PC320*</b>	<b>PC3430*</b>	<b>PC60*</b>
Back box for inlets and receptacles is cast aluminum with corrosion-resistant alkyd-based enamel finish and two ¼ in. NPT hubs.	<b>BB201W</b>	<b>BB301W</b>	<b>BB601W</b>
Feed-thru box for inlets and receptacles is cast aluminum with corrosion-resistant alkyd-based enamel finish and one ¼ in. NPT hubs.	<b>FT202W</b>	-	<b>FW60100</b>

Note: \*Not CSA Certified.

# Internationally Rated Twist-Lock® Devices

16, 32 Ampere, 230 Volt



## Safe Non-Interchangeable Solutions

Hubbell, the only manufacturer of CE certified 16 Amp and 32 Amp, Shore Power Systems dedicated to the International boating community, now offers a 63 Amp Shore Power System.

Hubbell's 63 Amp System is of similar traditional marine styling, but, similar to Hubbell's 16 and 32 Amp systems, are not interchangeable with U.S. Shore Power Systems – offering a safe, stylish 63 Amp system built to the same high quality standards you've come to expect from Hubbell.



### 63A 230V Ship-To-Shore Power Systems

Description	Catalog Number
Traditional, stainless steel shore power inlet, including higher-quality metal threads, heat-resistant thermoset interior and box lug terminals. <b>IP56 SUITABILITY.</b>	<b>HBL363SSX</b>
Nickel plated brass plug with heat-resistant thermoset interior and box lug terminals cord grip range is .44 – 1.14 in. (11.1 - 29.0). <b>IP55 SUITABILITY.</b>	<b>HBL363CRP</b>
Nickel plated brass connector body with heat-resistant thermoset interior and box lug terminals. Cord grip range is .44 – 1.14 in. (11.1 - 29.0). <b>IP55 SUITABILITY.</b>	<b>HBL363CRC</b>
Single receptacle with heat-resistant thermoset base. <b>IP20 SUITABILITY.</b>	<b>HBL363CRR</b>
Yellow Seal-Tite® cover for connector bodies when used with 63A shore power inlets. Stainless steel threaded sealing ring makes connections watertight. <b>IP56 SUITABILITY.</b>	<b>HBL77CM15</b>
Same as HBL77CM15 except white in color.	<b>HBL77CM15W</b>
Yellow Seal-Tite® cover for 63A plugs. <b>IP55 SUITABILITY.</b>	<b>HBL77CM16</b>
Same as HBL77CM16 except white in color.	<b>HBL77CM16W</b>



HBL363SSX



HBL363CRP



HBL363CRC



HBL363CRR



HBL77CM15

### 63A Internationally Rated Stainless Steel Inlets

Base and Cover  
#316 type stainless steel  
for strength and corrosion  
resistance

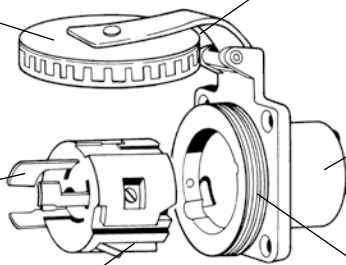
Self-closing Cover  
Friction tight to remain open while  
engaging cable set and shields the  
interior from the elements when  
the inlet is not in use

Contact Blades  
Nickel plated brass for  
corrosion resistance

Corrosion-resistant  
Rear enclosure is  
nickel plated


Thermoset Contact Carrier  
Arcing and heat resistant

Watertight Seal  
When in use, threaded base mates  
to the threaded ring of the watertight  
cover on the connector body. When not  
in use, it mates to the threaded cover



# Marine Products Intelligent Y Adapters

**YQ230** - Safely powers a 50A, 125/250V AC boat from two 30A, 125V AC receptacles at dockside.



## Application

**Problem:** A boat owner with one electrical system on board docks in a marina that can only provide a different electrical system.


**Solution:** Use of the Hubbell YQ series of Intelligent Adapters can correct many electrical system mismatches.

## Features and Benefits

- 3 pole contactor breaks both hots and neutrals to prevent possibility of “live” plug when not engaged.
- Combines two oppositely-phased 30A, 125V receptacles to provide 30A, 125/250 volts of power.



**YQ100PLUS** - Safely powers a 100A, 125/250V AC boat from two 50A, 125/250V AC receptacles at dockside -or- from a single 50A, 125/250V AC receptacle acting as a single adapter.



## Internal Logic Senses That:

- Both plugs are fully engaged (i.e., one is not dangling loose while the other is plugged in) -or- the “A” leg plug is engaged to access a single 50A, 125/250V receptacle.
- The polarity of the receptacle on the dock is correct (i.e., no mis-wiring of the hot and neutral wires).
- The two receptacles are from correct phases.

**CAUTION: This adapter must be connected to an onboard, center-tapped isolation transformer or shore power connector. DO NOT USE this adapter if such a transformer or converter is not available.**

## Intelligent Y Adapters



















Description	Catalog Number
Adapter that permits use of 50A, 125/250V AC cable set. (HBL61CM52), with two 30A, 125V AC receptacles, HBL26CM10.	<b>YQ230</b>
Adapter that permits use of 100A, 125/250V AC cable set. (CS754, CS1004) with one or two 50A, 125/250V AC receptacles, HBL63CM69.	<b>YQ100PLUS</b>

*Note: The YQ230 Adapter will only work with two 30A receptacles that are on different phases.*













*The YQ100PLUS Adapter must be plugged into two 50A, 125/250V AC receptacles that are on the same phase to achieve 100 amp, 125/250 volts power -or- the “A” leg 50A male into a single 50A, 125/250V AC receptacle to achieve 50 amp, 125/250 volts power.*











# Adapter Selection Guide

Boat/Cable Set Side Connector Body (Female End)	Molded Straight Adapters	Power Center/Dock Side Plug (Male End)
15A 125V, 2P 3W Straight	 <b>HBL105GF*</b>	 30A 125V, 2P 3W Twist-Lock®
30A 125V, 2P 3W Twist-Lock®	 <b>HBL61CM22</b> <b>HBL61CM22W</b>	 15A 125V, 2P 3W Straight Blade (lock type)
30A 125V, 2P 3W Twist-Lock	 <b>HBL61CM25</b>	 20A 125V, 2P 3W Twist-Lock
50A 125V, 2P 3W Twist-Lock	 <b>HBL61CM54</b>	 15A 125V, 2P 3W Straight Blade
30A 125V, 2P 3W Twist-Lock	 <b>HBL61CM55</b>	 50A 125V, 2P 3W Twist-Lock
50A 125V, 2P 3W Twist-Lock	 <b>HBL61CM56</b>	 30A 125V, 2P 3W Twist-Lock
30A 125V, 2P 3W Twist-Lock	 <b>HBL61CM71</b>	 50A 125/250V, 3P 4W Twist-Lock
50A 125V, 2P 3W Twist-Lock	 <b>HBL61CM72</b>	 50A 125/250V, 3P 4W Twist-Lock
100A 125/250V, 3P 4W Pin/Sleeve	 <b>HBL61CM100</b>	 50A 125/250V, 3P 4W Twist-Lock

## Molded "Y" Adapters

(2) 30A 125V, 2P 3W Twist-Lock	  <b>HBL64CM54</b>	 50A 125/250V, 3P 4W Twist-Lock
(2) 50A 125V, 2P 3W Twist-Lock	  <b>HBL64CM55</b>	 50A 125/250V, 3P 4W Twist-Lock
(2) 30A 125V, 2P 3W Twist-Lock	  <b>HBL64CM56</b>	 30A 125V, 2P 3W Twist-Lock
(2) 30A 125V, 2P 3W Twist-Lock	  <b>HBL64CM57</b>	 50A 125V, 2P 3W Twist-Lock

## One Piece Adapters

30A 125V, 2P 3W Twist-Lock	 <b>HBL31CM28</b>	 15A 125V, 2P 3W Straight Blade
15 or 20A 125V, 2P 3W Straight Blade	 <b>HBL31CM29</b>	 30A 125V, 2P 3W Twist-Lock
20A 125V, 2P 3W Twist-Lock	 <b>HBL21CM28</b>	 15A 125V, 2P 3W Straight Blade
15 or 20A 125V, 2P 3W Straight Blade	 <b>HBL21CM29</b>	 20A 125V, 2P 3W Twist-Lock

Note: See pages 28 and 29 for photographs and descriptions.  
\*Provides GFCI protection.



## Molded Straight Adapters – Now CSA Compliant

Description	Catalog Number
Permits use of 20A 125V Twist-Lock® locking type plug with 15 or 20A 125V straight blade receptacle. <b>IP20 SUITABILITY.</b>	<b>HBL21CM28*</b>
Permits use of 15A or 20A 125V straight blade plug with 20A 125V Twist-Lock locking type receptacle. <b>IP20 SUITABILITY.</b>	<b>HBL21CM29*</b>
Permits use of 30A 125V Twist-Lock locking type plug with 30A 125V Twist-Lock locking type receptacle. <b>IP20 SUITABILITY.</b>	<b>HBL31CM28</b>
Permits use of 15A or 20A 125V straight blade plug with 15 or 20A 125V straight blade receptacle. <b>IP20 SUITABILITY.</b>	<b>HBL31CM29</b>
Permits use of 30A 125V cable set, HBL61CM08 with 15 or 20A 125V straight blade receptacle. Anchor locking screw on plug when screwed down resists pullout of the cable set. <b>IP55 SUITABILITY (CONNECTOR).</b>	<b>HBL61CM22</b>
Same as HBL61CM22, except white.	<b>HBL61CM22W</b>
Permits use of 30A 125V cable set, HBL61CM08 with 20A 125V Twist-Lock receptacle, HBL23CM10. <b>IP55 SUITABILITY (CONNECTOR).</b>	<b>HBL61CM25</b>
Permits use of 50A 125V cable set, HBL61CM53 with 15 or 20A 125V straight blade receptacle. <b>IP55 SUITABILITY (CONNECTOR).</b>	<b>HBL61CM54</b>
Permits use of 30A 125V cable set, HBL61CM08 with 50A 125V Twist-Lock receptacle, HBL63CM70. <b>IP55 SUITABILITY (CONNECTOR).</b>	<b>HBL61CM55</b>
Permits use of 50A 125V cable set, HBL61CM53 with 30A 125V Twist-Lock receptacle, HBL26CM10. <b>IP55 SUITABILITY (CONNECTOR).</b>	<b>HBL61CM56</b>
Permits use of 30A 125V cable set, HBL61CM08 with 50A 125/250V Twist-Lock receptacle, HBL63CM69. <b>IP55 SUITABILITY (CONNECTOR).</b>	<b>HBL61CM71^</b>
Permits use of 50A 125V cable set, HBL61CM53 with 50A 125/250V Twist-Lock receptacle, HBL63CM69. <b>IP55 SUITABILITY (CONNECTOR).</b>	<b>HBL61CM72^</b>
Permits use of 15A 125V 3 wire straight blade plug with 15 or 20A 125V 2 wire straight blade receptacle. <b>IP55 SUITABILITY (CONNECTOR).</b>	<b>HBL5273L*</b>
Permits a 100A 125/250V cable set to plug into a single 50A 125/250V outlet. <b>IP55 SUITABILITY (CONNECTOR).</b>	<b>HBL61CM100**</b>
Permits use of 15A straight blade plug with 30A 125V Twist-Lock receptacle; with GFCI protection. <b>IP55 SUITABILITY (PLUG).</b>	<b>HBL105GF**</b>

Note: \*UL Listed.

\*\*Not CSA Certified.

^ The male plug end (50A 125/250V) has a blade removed and the blade slot filled with epoxy.

Omitting the blade ensures achieving 125V safely.

Adapters do not provide overcurrent protection.

Adapters do not provide GFCI protection except HBL105GF.



HBL21CM28



HBL21CM29



HBL31CM28



HBL31CM29



HBL61CM22



HBL61CM25



HBL61CM54



HBL61CM55



HBL61CM56



HBL105GF



HBL61CM71^



HBL61CM72^



HBL61CM100

**Molded Y Adapters — Now CSA Compliant**

Description	Catalog Number
Permits use of two 30A 125V cable sets, HBL61CM08, with one 50A 125/250V receptacle, HBL63CM69. <b>IP55 SUITABILITY (CONNECTORS).</b>	<b>HBL64CM54</b>
Permits use of two 50A 125V cables sets, HBL61CM53, with one 50A 125/250V receptacle, HBL63CM69. <b>IP55 SUITABILITY (CONNECTORS).</b>	<b>HBL64CM55</b>
Permits use of two 30A 125V cable sets, HBL61CM08, with one 30A 125V receptacle, HBL26CM10. <b>IP55 SUITABILITY (CONNECTORS).</b>	<b>HBL64CM56</b>
Permits use of two 30A 125V cable sets, HBL61CM08, with one 50A 125V receptacle, HBL63CM70. <b>IP55 SUITABILITY (CONNECTORS).</b>	<b>HBL64CM57**</b>

*Note: The adapters shown on this page are not UL Listed because of the nature of adapters with their variety of ratings. Adapters do not provide overcurrent protection. Adapters do not provide GFCI protection except HBL105GF. \*\*Not CSA Certified.*



**HBL64CM54**



**HBL64CM55**



**HBL64CM56**



**HBL64CM57**

# Telephone and Cable TV Devices

## Ship-to-Shore Devices



**HBLPHTVNM**



**HBLPHTVSS**



**HBLTVSS**



**PH6625**



**PH6624**



**PH7440**

### Telephone and Cable TV Ship-to-Shore Devices

Description	Catalog Number
Stylized non-metallic inlet provides telephone and cable TV connections in one unit. UV resistant white Centrex® cover makes unit weatherproof when completely closed. Mounting holes are 2.38 in. (60.3) on centers and match existing mounting patterns. Mounting screws and gasket provided. <b>IP55 SUITABILITY.</b>	<b>HBLPHTVNM</b>
Traditional stainless steel inlet provides connections for telephone and cable TV in one unit. Connections can be used individually or together. Gasketed cover is self-closing so interior is shielded from the elements when not in use. Watertight when cover is screwed in place. Mounting holes are 2.38 in. (60.3) on centers. Mounting screws and gasket included. <b>IP56 SUITABILITY.</b>	<b>HBLPHTVSS</b>
Same as HBLPHTVSS above except no phone.	<b>HBLTVSS</b>
Replacement int. for PH6594TV and HBLPHTVSS series inlets.	<b>CR16914</b>
Black locking type plug for telephone cable sets or adapters.	<b>PH6625</b>
Black locking type connector body used on telephone cable sets or adapters.	<b>PH6624</b>
Yellow Seal-Tite® cover for weatherproofing PH6624 connector body on cable sets when connecting to an inlet and for weather-proofing PH6625 plug. <b>IP20 SUITABILITY.</b>	<b>PH7440</b>
Yellow Seal-Tite cover for weatherproofing PH6624 connector body when used on extension cords or adapters. <b>IP55 SUITABILITY.</b>	<b>PH7499</b>
Factory pre-wired 50 ft. (15.2m) telephone cable set. Uses 3 conductor, #16 AWG type SJTO, yellow vinyl cord for marine and recreational vehicle applications. <b>IP20 SUITABILITY.</b>	<b>PH6599</b>
Same as PH6599 except white in color.	<b>PH6599W</b>
Same as PH6599 except 25 ft. (7.6m) in length.	<b>PH6598</b>
Same as PH6598 except white in color.	<b>PH6598W</b>



**PH6599  
PH6599W  
PH6598  
PH6598W**

Centrex® is a registered trademark of LANXESS Corporation.

### Ship-to-Shore Devices

#### Telephone and Cable TV Ship-to-Shore Devices

Description	Catalog Number
Black polycarbonate combination telephone/TV outlet with spring-loaded weatherproof lift cover. Can be wired for telephone service only or for telephone and MATV/CATV services in one FS/FD box in both marinas and RV parks. Can be padlocked to prevent unauthorized use. <b>IP44 SUITABILITY SUITABILITY.</b>	<b>PH6597TV</b>
Black polycarbonate cable TV outlet has coax connector and gasketed, spring-loaded lift cover for weatherproofing. Designed for mounting to FS/FD type weatherproof boxes (like PH6619) in both marinas and RV parks. <b>IP20 SUITABILITY.</b>	<b>TV97</b>
Black polycarbonate telephone outlet has gasketed, spring-loaded lift cover for weatherproofing. Designed for mounting to FS/FD type weatherproof boxes (like PH6619) in both marinas and RV parks. <b>IP20 SUITABILITY.</b>	<b>PH6597</b>
Black polycarbonate telephone outlet has gasketed, spring-loaded lift cover for weatherproofing. Can be used to retrofit old style telephone outlets of Pauluhn Manufacturing Company (2833 and 2843) in both marinas and RV parks. <b>IP20 SUITABILITY.</b>	<b>PH6596</b>
Black polycarbonate RV inlet for telephone connection only. Has spring-loaded, gasketed weatherproof lift cover designed for mounting to FS/FD type weatherproof boxes. <b>IP20 SUITABILITY.</b>	<b>PH6595</b>
Black non-metallic FS box with 3/4 in. threaded hubs used for mounting phone and TV outlets and PH6595 recreational vehicle inlet (see PH6621 for mounting box on recreational vehicle). Cord connector included for strain relief and to maintain watertight integrity of box when cable is used. PVC adapter also included for connection of PVC conduit to box.	<b>PH6619</b>
Stainless steel bracket for mounting PH6619 FS box to recreational vehicles when used with PH6595 inlet.	<b>PH6621</b>
50 ft. (15.2m) yellow jacketed ship-to-shore TV cable set is the industry standard 75 Ohm, RG59-U with male plugs on both ends. Adapter included for a quick, slip-on connection to inlet on boat.	<b>TV99</b>
Same as TV99 except white in color.	<b>TV99W</b>
Same as TV99 except 25 ft. (7.6m) in length.	<b>TV98</b>
Same as TV98 except white in color.	<b>TV98W</b>



**PH6597TV**



**TV97**



**PH6597**



**PH6596**



**PH6595**



**PH6619**



**TV99  
TV99W  
TV98  
TV98W**



**HBL328DCR**



**HBL328DCP**



**HBL328DCC**

## Electric Fishing Reel Devices

Hubbell has a DC rated electrical system designed specifically for larger electric fishing reel systems.

Up until now, larger electric fishing reel systems typically utilized conventional 30 Amp AC rated devices since an appropriately rated DC system was not available.

The system features a corrosion-resistant plug, connector body and receptacle and can be used along with a Hubbell outlet box and weatherproof cover plate to complete the installation. These devices are all rated at 28 Volt DC and are applicable for all 12, 24 and 32 Volt DC fishing reel systems. The devices are UL listed and CSA certified. All devices are made of high-visibility yellow nylon that is impact resistant and UV stabilized for longer life. Also, the contacts are nickel plated for corrosion resistance.

## Electric Fishing Reel Devices

Description	Catalog Number
Yellow locking single receptacle with abuse-resistant face. Can be mounted in Hubbell box HBL6083 and used with HBL74CM25WOA weatherproof plate.	<b>HBL328DCR</b>
Yellow locking plug has rugged nylon housing and rear dust seal to keep dust and foreign matter out.	<b>HBL328DCP</b>
Yellow locking connector body has rugged, nylon housing and rear dust seal to keep dust and foreign matter out.	<b>HBL328DCC</b>



**HBL60CM83A**



**HBL6080OS**



**HBL74CM25WOA**

## Accessories

Description	Catalog Number
Gray, high-impact thermoplastic FD (deep) weatherproof box with 3/4 in. (19.1) NPT threaded hub, with 30 cubic inch capacity.	<b>HBL6083</b>
Same as HBL6083 except yellow in color.	<b>HBL60CM83A</b>
Same as HBL6083 except white in color.	<b>HBL60CM83WA</b>
Black phenolic type FS (shallow) weatherproof box has two 3/4 in. (19.1) I.P.S. molded-in knockouts. 4.56 in. H x 2.94 in. W x 2.19 in. D (115.9H x 74.6W x 55.6D) and has 16 cubic inch capacity.	<b>HBL6080OS</b>
Spring-loaded lift cover, for weatherproofing HBL328DCR outlet. Yellow in color.	<b>HBL74CM25WOA</b>
Same as HBL74CM25WOAW except white in color.	<b>HBL74CM25WOAW</b>
Same as HBL74CM25WOAW except gray in color.	<b>HBL7425WOA</b>

*Note: See page 46 for 55° angle adapters and additional accessories.*

# Marine Products

## 12 Volt DC Rated Switches

Panel Mount Toggle and Rocker Switches

### KEY CHART



**M11SP**

#### 1. Toggle switch

Fits panels up to 1/4 in. thick when not using the back-up nut provided; fits panels up to 3/16 in. thick when using the back-up nut. Requires a 1/2 in. mounting hole.



**M11LRGSP**

#### 2. Lighted toggle switch

Built-in pilot light (R=red, G=green) for night vision. Same panel specs as 1.



**M11LTR**

#### 3. Lighted-tip toggle switch

Red pilot light visible in tip of toggle only. Same panel specs as 1.



**MR11SP**

#### 4. Rocker switch

Requires a 1 1/2 in. high x 7/8 in. wide rectangular opening.



**MR123LRSP**

#### 5. Lighted rocker switch

Built-in pilot light for night vision. Same panel specs as 4.

### Panel Mount Toggle and Rocker Switches

Description	Typical Applications	Key	Catalog Number
Single pole, single throw, ON/OFF.	Lights, bilge blower, bilge pump(s), accessories	1	<b>M11SP</b>
		2	<b>M11LRSP</b>
		2	<b>M11LRGSP</b>
		3	<b>M11LTR</b>
		4	<b>MR11SP</b>
Single pole, single throw, ON/OFF/ON.	Horn, starter, winches, gauges		<b>M11MSP</b>
			<b>MR11MSP</b>
Single pole, double throw, ON/OFF/ON.	Bilge pumps, speed selector, lights, navigation lights		<b>M123SP</b>
			<b>M123LTR</b>
			<b>MR123SP</b>
			<b>MR123LRSP</b>
Single pole, double throw, Momentary ON/OFF/ON.	Bilge pumps	1	<b>M123MSP</b>
		4	<b>MR123MSP</b>
Single pole, double throw, Momentary ON/OFF/Momentary ON.	Trim Tabs	1	<b>M123MMSP</b>
		4	<b>MR123MMSP</b>
Double pole, single throw, ON/OFF.	Lights, accessories	1	<b>M21SP</b>
		4	<b>MR21SP</b>
Double pole, double throw, ON/OFF/ON.	Navigation lights, wipers, dual fuel tanks	1	<b>M223SP</b>
		4	<b>MR223SP</b>
		5	<b>MR223LRSP</b>
Double pole, double throw, ON/OFF/ON (with jumper).	Navigation lights, windlass	1	<b>M223JSP</b>
Double pole, double throw, Momentary ON/OFF/Momentary ON.	Winches, trim tabs, dual fuel tanks	1	<b>M223MMSP</b>
		4	<b>MR223MMSP</b>
Black silicone rubber boot bonded to brass nut.	Provides positive seal against moisture, oil, etc. Fits any non-lighted toggle switch.		<b>MSB1</b>
Push-button horn switch with 1 5/32 in. long nickel plated brass mounting stem. Terminals are .25 in. spade.	For remote operation of horn.		<b>MH11</b>
Black push-button (horn) boot.	Fits MH11 horn switch.		<b>MHB11</b>



**M11SP**



**M123SP**



**M21SP**



**M223SP**



**MSB1**



**MH11**



**MHB11**



## 15A 125V AC Twist-Lock® Devices

Description	Catalog Number
Yellow duplex receptacle has heat resistant body. <b>IP20 SUITABILITY.</b>	<b>HBL47CM00</b>
Yellow Valox® spring-loaded lift cover for weatherproofing duplex receptacles. Stainless steel screws and neoprene gasket included for mounting to FS/FD type weatherproof boxes. <b>IP20 SUITABILITY.</b>	<b>HBL52CM21</b>
Same as HBL52CM21 except white in color.	<b>HBL52CM21W</b>
Same as HBL52CM21 except gray in color.	<b>HBL5221</b>
Same as HBL52CM21 except for mounting to standard boxes.	<b>HBL52CM22</b>
Same as HBL52CM22 except gray in color.	<b>HBL5222</b>
Yellow Insulgrip® plug has rugged nylon housing and detachable cord grip with range of .30-.69 in. (7.5-17.4) that utilizes a unique offset jaws arrangement to provide secure strain relief. <b>IP20 SUITABILITY.</b>	<b>HBL47CM20C</b>
Short yellow Seal-Tite® cover for weatherproofing HBL47CM20C Insulgrip plug when used with receptacles or connector bodies. Also can be used to weatherproof HBL47CM29C Insulgrip connector body when used with HBL47CM16 flanged inlet. <b>IP44 SUITABILITY.</b>	<b>HBL60CM23+</b>
Yellow Insulgrip connector body has rugged nylon housing and detachable cord grip with range of .30-.69 in. (7.5-17.4) that utilizes a unique offset jaws arrangement to provide secure strain relief. <b>IP20 SUITABILITY.</b>	<b>HBL47CM29C</b>
Yellow Seal-Tite cover for weatherproofing HBL47CM29C Insulgrip connector body when used on extension cords and adapters. <b>IP20 SUITABILITY.</b>	<b>HBL60CM24+</b>
Panel mount flanged outlet has heat resistant melamine interior and stainless steel casing. <b>IP20 SUITABILITY.</b>	<b>HBL47CM15</b>
Panel mount flanged inlet has heat resistant melamine interior and stainless steel casing. <b>IP20 SUITABILITY.</b>	<b>HBL47CM16</b>
Three conductor, #14 AWG type STW, yellow PVC jacketed portable cord has jute fillers for added flexibility and is ideal for making cable sets, extension cords and adapters as it will not mark the boat's deck. Available in 250 ft. (76.2m) length only.	<b>YC314250</b>

Note: +Boots are not UL Listed or CSA Certified.

Valox® is a trademark of SABIC Innovative Plastics, acquired from General Electric Company.





15A 125V  
NEMA 5-15R  
UL/CSA

## 15A 125V AC Straight Blade Devices

Description	Catalog Number
Yellow corrosion-resistant/weather resistant duplex receptacle. Use outdoors or where salt and other corrosive materials are a problem. Accepts 15A 125V, 2 pole 3 wire straight blade plugs. <b>IP20 SUITABILITY.</b>	<b>HBL52CM62</b>
Same as HBL52CM62 except ivory in color.	<b>HBL52CM62I</b>
Single version of HBL52CM62 duplex yellow receptacle. <b>IP20 SUITABILITY.</b>	<b>HBL52CM61</b>
Yellow Insulgrip® plug has rugged nylon housing and detachable cord grip with range of .23-.72 in. (5.8-18.3) that utilizes a unique offset jaws arrangement for secure strain relief. <b>IP20 SUITABILITY.</b>	<b>HBL52CM66C</b>
Yellow Seal-Tite® cover for weatherproofing straight blade Insulgrip plugs, HBL52CM66C and HBL53CM66C, when used with receptacles and connector bodies. Can also be used to weatherproof Insulgrip connector bodies when mating with flanged inlets. <b>IP44 SUITABILITY.</b> Note: For Insulgrip devices only.	<b>HBL60CM17+</b>
Yellow Insulgrip connector body has rugged nylon housing and detachable cord grip with range of .23-.72 in. (5.8-18.3) that utilizes a unique offset jaws arrangement for secure strain relief. <b>IP20 SUITABILITY.</b>	<b>HBL52CM69C</b>
Yellow Seal-Tite cover for weatherproofing straight blade Insulgrip connector bodies, HBL52CM69C and HBL53CM69C, on extension cords and adapters. <b>IP55 SUITABILITY.</b> Note: For Insulgrip devices only.	<b>HBL60CM18+</b>
Yellow Valise® plug has one-piece nylon housing that assembles easily with two screws. Built-in cord grip has range of .22-.66 in. (5.6-16.8). <b>IP20 SUITABILITY.</b>	<b>HBL52CM66V</b>
Yellow Valise connector body has one-piece nylon housing that assembles easily with two screws. Built-in cord grip has range of .22-.66 in. (5.6-16.8). <b>IP20 SUITABILITY.</b>	<b>HBL52CM69V</b>
Yellow Insulgrip plug with anchor locking screw to prevent accidental pull-out. The plug is "locked" into the receptacle when the screw is turned down so the head is flush with the plug surface. The cord grip range is .30-.69 in. (7.5-17.4). UL Recognized Component. <b>IP20 SUITABILITY.</b>	<b>HBL52CM80C</b>
Compact gray nylon panel mount inlet ideal for bass boat battery charging connection. Has gasketed spring-loaded lift cover for weatherproofing front and neoprene boot for weatherproofing rear. Will accept both 15A 125V and 20A 125V, 2 pole 3 wire straight blade connector bodies. <b>IP44 SUITABILITY.</b>	<b>HBL61CM64</b>
Same as HBL61CM64 except black in color.	<b>HBL61CM64BK</b>
Yellow Valox® spring-loaded lift cover for weatherproofing duplex receptacles. Stainless steel screws and neoprene gasket included for mounting to FS/FD type weatherproof boxes. <b>IP20 SUITABILITY.</b>	<b>HBL52CM21</b>
Same as HBL52CM21 except gray in color.	<b>HBL5221</b>
Same as HBL52CM21 except for mounting to standard boxes.	<b>HBL52CM22</b>
Same as HBL52CM22 except gray in color.	<b>HBL5222</b>
Yellow Valox spring-loaded lift cover for weatherproofing single straight blade receptacles. Stainless steel screws and neoprene gasket included. For mounting to FS/FD type weatherproof boxes. <b>IP44 SUITABILITY.</b>	<b>HBL74CM23WO</b>
Same as HBL74CM23WO except gray in color.	<b>HBL7423WO</b>

Note: +Boots are not UL Listed or CSA Certified.  
See page iv for Weather Resistant descriptions.



HBL52CM62 HBL52CM61



HBL52CM66C



HBL52CM69C



HBL52CM80C



HBL52CM66V



HBL52CM69V



HBL74CM23WO



HBL61CM64

Rynite® is a registered trademark of E. I. DuPont.  
Valox® is a trademark of SABIC Innovative Plastics, acquired from General Electric Company.



20A 125V  
NEMA L5-20R  
UL/CSA



**HBL23CM10**



**HBL74CM25WOA**



**HBL23CM11**



**HBL60CM31**



**HBL23CM13**



**HBL23CM11V**



**HBL60CM32**



**HBL60CM32V**



**HBL60CM31V**



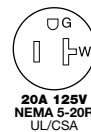
**YC312250**

## 20A 125V Twist-Lock® Devices

Description	Catalog Number
Yellow single receptacle has Rynite® body and abuse resistant nylon face. <b>IP20 SUITABILITY.</b>	<b>HBL23CM10</b>
Yellow polycarbonate spring-loaded lift cover for weather-proofing HBL23CM10 receptacle. Meets the most stringent requirements of UL's three listing categories for weatherproof plates. Stainless steel screws and neoprene gasket included for mounting to FS/FD type weatherproof boxes. <b>IP44 SUITABILITY.</b>	<b>HBL74CM25WOA</b>
Same as HBL74CM25WOA except gray in color.	<b>HBL7425WOA</b>
Same as HBL74CM25WOA except white in color.	<b>HBL74CM25WOAW</b>
Yellow Insulgrip® plug has rugged nylon housing and cord grip with range of .36-.93 in. (9-24) that utilizes a unique offset jaws arrangement to provide secure strain relief. <b>IP20 SUITABILITY.</b>	<b>HBL23CM11</b>
Yellow Seal-Tite® cover for weatherproofing HBL26CM11 or HBL23CM11 plugs. <b>IP44 SUITABILITY.</b> Note: Fits Insulgrip devices only.	<b>HBL60CM31+</b>
Same as HBL60CM31 except white in color.	<b>HBL60CM31W+</b>
Yellow Insulgrip connector body has rugged nylon housing and cord with range of .36-.93 in. (9-24) that utilizes a unique offset jaws arrangement to provide secure strain relief. <b>IP20 SUITABILITY.</b>	<b>HBL23CM13</b>
Yellow Seal-Tite cover for weatherproofing HBL26CM13 or HBL23CM13 connector bodies when used on extension cords or adapters. <b>IP44 SUITABILITY.</b> Note: Fits Insulgrip devices only.	<b>HBL60CM32+</b>
Yellow vinyl Seal-Tite cover for weatherproofing HBL23CM13V or HBL26CM13V connector bodies. <b>IP44 SUITABILITY.</b> Note: Fits Valise® devices only.	<b>HBL60CM32V+</b>
Yellow Valise plug has one-piece nylon housing, assembles easily with two screws. Built-in cord grip has range of .33-.72 in. (8.3-18.2). <b>IP20 SUITABILITY.</b>	<b>HBL23CM11V</b>
Yellow Seal-Tite cover for weatherproofing HBL23CM11V or HBL26CM11V plugs. <b>IP44 SUITABILITY.</b> Note: Fits Valise devices only.	<b>HBL60CM31V+</b>
Three conductor, #12 AWG type STW, yellow PVC jacketed portable cord with jute fillers for added flexibility. Ideal for making cable sets, extension cords and adapters as will not mark boat's deck. Available in 250 ft. (76.2m) length only.	<b>YC312250</b>

Note: +Boots are not UL Listed or CSA Certified.

Rynite® is a registered trademark of E. I. DuPont.



## 20A 125V AC Straight Blade Devices

Description	Catalog Number
Yellow corrosion-resistant/weather resistant duplex receptacle. Use outdoors or where salt and other corrosive materials are a problem. Accepts both 20A 125V and 15A 125V, 2 pole 3 wire straight blade plugs. <b>IP20 SUITABILITY.</b>	<b>HBL53CM62</b>
Single version of HBL53CM62 duplex yellow receptacle. <b>IP20 SUITABILITY.</b>	<b>HBL53CM61</b>
Yellow Insulrip® plug has rugged nylon housing and detachable cord grip with range of .23-.72 in. (5.8-18.3) that utilizes unique offset jaws arrangement to provide secure strain relief. <b>IP20 SUITABILITY.</b>	<b>HBL53CM66C</b>
Yellow Insulrip connector body has rugged nylon housing and cord grip with range of .23-.72 in. (5.8-18.3) that utilizes unique offset jaws arrangement for secure strain relief. <b>IP20 SUITABILITY.</b>	<b>HBL53CM69C</b>
Yellow Seal-Tite® cover for weatherproofing straight blade Insulrip plugs, HBL52CM66C and HBL53CM66C, when used to mate receptacles and connector bodies. Can also be used with Insulrip connector bodies when mating with flanged inlets. <b>IP44 SUITABILITY.</b> Note: For Insulrip devices only.	<b>HBL60CM17+</b>
Yellow Seal-Tite cover for weatherproofing straight blade Insulrip connector bodies, HBL52CM69C and HBL53CM69C, on extension cords and adapters. <b>IP55 SUITABILITY.</b> Note: For Insulrip devices only.	<b>HBL60CM18+</b>
Yellow closure plug used with HBL60CM18 long Seal-Tite cover to prevent water from entering front of device when not in use. <b>IP55 SUITABILITY.</b>	<b>HBL60CM19+</b>
Compact gray nylon panel mount outlet ideal for electric trolling motors and reel applications. Features gasketed spring-loaded lift cover for weatherproofing front and neoprene boot for weatherproofing rear. Accepts both 20A 125V and 15A 125V, 2 pole 3 wire straight blade plugs. <b>IP44 SUITABILITY.</b>	<b>HBL61CM65</b>
Yellow polycarbonate spring-loaded lift cover for weatherproofing duplex receptacles. Stainless steel screws and neoprene gasket included for mounting to FS/FD type weatherproof boxes. <b>IP20 SUITABILITY.</b> Not CSA certified.	<b>HBL52CM21</b>
Same as HBL52CM21 except white in color.	<b>HBL52CM21W</b>
Same as HBL52CM21 except gray in color.	<b>HBL5221</b>
Same as HBL52CM21 except for mounting to standard boxes.	<b>HBL52CM22</b>
Same as HBL52CM22 except gray in color.	<b>HBL5222</b>
Yellow polycarbonate spring-loaded lift cover for weatherproofing single straight blade receptacles. Stainless steel screws and neoprene gasket included. For mounting to FS/FD type weatherproof boxes. <b>IP44 SUITABILITY.</b> Not CSA certified.	<b>HBL74CM23WO</b>
Same as HBL74CM23WO except gray in color.	<b>HBL7423WO</b>

Note: +Boots are not UL Listed or CSA Certified.  
See page iv for Weather Resistant descriptions.



HBL52CM21

HBL52CM21W

HBL7423WO

HBL74CM23WO

HBL61CM65

Rynite® is a registered trademark of E. I. DuPont.



**HBLT26CM11**

## Hubbell Twist-Lock® Circuit Tester

Description	Catalog Number
Styled and sized like a standard Hubbell Twist-Lock® Plug. Simply plug it in and the LED back panel immediately identifies if the connections are made correctly and are in the correct position, ensuring the device is wired properly. An easy to read card is provided with the tester, to help determine if the connections are correct. This tester is compact and can easily clip onto your tool belt. The Hubbell Circuit Tester is UL and C-UL Listed.	<b>HBLT26CM11</b>



**GFT2G**

## Additional Testers

Description	Catalog Number
This unit is designed to measure the trip level of GFCI portables, receptacles, or breakers within any range from 2 to 7 milliamperes, or the leakage in portable tools or appliances within a leakage range of 1 to 7 milliamperes. It can be used on any AC circuit of 110 to 130V.	<b>GFT2G*</b>



**HBL5200**

This outlet circuit tester has a simple arrangement of neon lights which visually indicate correct wiring, reversed polarity, open ground wire, open neutral wire, open hot wire, hot and ground reversed and hot wire on neutral terminal, and hot terminal unwired. Simply plug the HBL5200 into a single phase 125V 2 pole 3 wire outlet and the combination of lighted and/or unlighted lamps will immediately indicate the condition of the circuit. The instructions and symbol identification are printed on durable polyester labels permanently attached to the tester. To test other 2 pole 3 wire single phase 125V outlets, use one of the proper adapters shown on pages 28 and 29.	<b>HBL5200**</b>
--	------------------

Note: \*Not UL Listed or CSA Certified.  
\*\*Not CSA Certified.

## Surge Suppression Receptacle

Surge suppression receptacles 15A 125V AC Nominal. UL Listed at 600V voltage protection level. Suitable for ANSI/IEEE C 62.41-installation categories "A" (outlets and long branch circuits) and "B" (major feeders and short branch circuits). The Hubbell Surge Suppression Receptacle helps protect your electronic equipment from damage caused by transient voltages. The receptacle contains metal oxide varistors which dissipate the electrical energy of voltage spikes without interfering with normal operations.



**HBL5262ISA**

Description	Color	Catalog Number
duplex surge suppression receptacle with power on indicator light and damage-alert alarm beeper.	Ivory	<b>HBL5262ISA</b>

## USB Charger Tamper-Resistant Duplex Receptacle, New with 3.8 Amps of Charging Power

Hubbell's USB Charger Receptacle provides both USB and AC electrical power in a standard single gang electrical opening. Designed to provide more charging options for personal electronics.

Charge Devices Simultaneously!

- Tablets
- Smartphones
- MP3 players
- Apple® iPad®
- Apple® iPod®
- Apple® iPhone®



**USB15X2W**

Description	Color	Catalog Number
15A 125V AC USB Charger Tamper-Resistant receptacle, Two USB Type 2.0 ports 3.8 Amp, 5 Volt DC, 15 or 20 Amp, 125 Volt AC decorator duplex	Black	<b>USB15X2BK</b>
	Brown	<b>USB15X2</b>
	Gray	<b>USB15X2GY</b>
	Ivory	<b>USB15X2I</b>
	Light Almond	<b>USB15X2LA</b>
	White	<b>USB15X2W</b>

Note: See page iv for Tamper-Resistant descriptions.

Apple, iPad, iPod and iPhone are registered trademarks of Apple, inc.

The American Boat and Yacht Council recommends the use of ground fault protected receptacles in a head, galley, machinery space or on a weather deck. Refer to ABYC "Ground Fault Protection".

## Ground Fault Circuit Interrupter (GFCI) Receptacles - 2015 Code Compliant

These UL Listed receptacles have been designed to protect people from line-to-ground electrical shock hazards which may develop from faulty appliance, tools or defective portable cords. If a ground fault does occur and the leakage level exceeds 4 to 6 milliamperes, the GFCI unit quickly acts to protect the user by opening the circuit, thus interrupting the power supply and limiting the duration of any electrical current flow. After tripping, the receptacle is reset by pushing a button on its face. A test button allows the user to test that the GFCI is in working order.

**Note: The new 2015 UL 943 requirements apply to all permanently installed GFCI devices. Each device must automatically monitor GFCI functionality every (3) hours or less. If the device can no longer provide GFCI protection it must deny power and provide a visual and/or audible indication for end of life. All GFCIs manufactured prior to June 29th, 2015 are grandfathered from these new requirements.**

Hubbell's GFCI receptacles can be mounted on any standard 2.50 inch (63.5) deep box. A feed-thru feature provides protection not only at that receptacle but also at any other receptacle located downstream from it on the same circuit. These devices meet the requirements of The National Electric Code (NEC) and American Boat and Yacht Council Standard and will accept locking fork terminals.

**Caution: Ground Fault Receptacles should not be mounted in locations exposed to salt spray nor in the engine room. For GFCI protection of such locations, downstream feeding from an internally located Ground Fault Receptacle is recommended.**

Description	Color	Catalog Number
15A 125V GFCI duplex receptacle with power denial. Nylon wallplate included.	Brown	<b>GFRST52M</b>
	Gray	<b>GFRST52MGY</b>
	Ivory	<b>GFRST52MI</b>
	White	<b>GFRST52MW</b>
PVC weatherproof lift cover for ground fault receptacles (such as GFRST52M series) and Style Line® receptacles. For vertical mounting in standard or FS/FD type boxes.	Gray	<b>CWP26CR</b>
	White	<b>CWP26CRW</b>

## Portable Ground Fault Circuit Interrupters (GFCI)

Ideal for providing safety in applications requiring multiple outlets, features gasketed cover to protect outlets not in use. Ensures safety by interrupting power when leakage to ground is 4 to 6 milliamperes. A test button allows the user to test that the GFCI is in working order. This portable solution provides open neutral protection.

Description	Catalog Number
The housing is high-impact yellow polycarbonate as are the liftcovers which protect the receptacles from dirt and damage. Incorporates a 20 Amp GFCI module that can be replaced in the field. The module provides not only ground fault protection, but also contains the no voltage release feature.	<b>GFP15M</b>
3-outlet plug-in unit. Plugs into boat convenience receptacles to provide ground fault protection.	<b>GFP315A</b>

Note: GFCI devices will not protect against overloads or short circuits.

## GFCI Line Cord Devices - 15 Amp 125 Volt

Description	Line Cord Length	Catalog Number
Ideal for personal plug-in protection at marinas and onboard boats when used with pumps, drills, sanders and all portable electrical equipment. GFCI mechanism is watertight and approved for outdoor use. High visibility yellow SJTW-A power cord resists moisture, chemicals and sunlight.	6 ft. (1.8m)	<b>GFP6C15M</b>
	25 ft. (7.6m)	<b>GFP25C15M</b>



GFRST52MW



CWP26CRW



GFP15M



GFP315A



GFP6C15M  
GFP25C15M

### Style Line® Decorator Receptacles

- High-impact nylon face resists breaking, chipping and cracking.
- Will accept locking fork terminal to comply with ABYC standards.
- Available in 4 colors for any decor with matching wall plates.
- Smooth, high-gloss finish for rich appearance.



### Commercial Style Line® Decorator Series



Description	Color	Standard Duplex	Duplex, Tamper-Resistant	Duplex, Weather and Tamper-Resistant
15A 125V duplex receptacle.	Almond	<b>DR15AL</b>	<b>DR15ALTR</b>	-
	Black	<b>DR15BLK</b>	<b>DR15BLKTR</b>	<b>DR15BLKWRTR</b>
	Brown	<b>DR15</b>	<b>DR15TR</b>	<b>DR15WRTR</b>
	Gray	<b>DR15GRY</b>	<b>DR15GRYTR</b>	<b>DR15GRYWRTR</b>
	Ivory	<b>DR15I</b>	<b>DR15ITR</b>	<b>DR15IWRTR</b>
	Light Almond	<b>DR15LA</b>	<b>DR15LATR</b>	<b>DR15LAWRTR</b>
	White	<b>DR15WHI</b>	<b>DR15WHITR</b>	<b>DR15WHIWRTR</b>



### Commercial Series



Description	Color	Standard Duplex, Spec. Grade, Side Wired	Duplex, Tamper-Resistant	Duplex, Weather and Tamper-Resistant, Back and Side Wired
15A 125V duplex receptacle.	Almond	<b>CR15AL</b>	<b>CR15ALTR</b>	-
	Black	<b>CR15BLK</b>	<b>CR15BLKTR</b>	<b>BR15BLKWRTR</b>
	Brown	<b>CR15</b>	<b>CR15TR</b>	<b>BR15WRTR</b>
	Gray	<b>CR15GRY</b>	<b>CR15GRYTR</b>	<b>BR15GRYWRTR</b>
	Ivory	<b>CR15I</b>	<b>CR15ITR</b>	<b>BR15IWRTR</b>
	Light Almond	<b>CR15LA</b>	<b>CR15LATR</b>	<b>BR15LAWRTR</b>
	White	<b>CR15WHI</b>	<b>CR15WHITR</b>	<b>BR15WHIWRTR</b>

Note: All devices above will accept locking fork terminal to comply with ABYC standards.  
 See page iv for Tamper and Weather Resistant descriptions.



### Extra Heavy Duty Single Receptacles



Description	Color	Catalog Number
15A 125V single receptacle.	Brown	<b>HBL5251</b>
	Ivory	<b>HBL5251I</b>
20A 125V single receptacle.	Brown	<b>HBL5361</b>
	Ivory	<b>HBL5361I</b>

### Corrosion-Resistant Receptacles



Description	Color	Catalog Number
15A 125V yellow corrosion-resistant duplex receptacle. Use where salt or other corrosive elements are a problem.	Yellow	<b>HBL52CM62</b>
Same as HBL52CM62 except ivory in color.	Ivory	<b>HBL52CM62I</b>



### Special Application Illuminated Receptacle

Description	Color	Catalog Number
Illuminated receptacle 15A 125V grounding. A high quality receptacle with an illuminated face. Ideal for use in halls or as a gentle night light.	Ivory	<b>HBL8200ILI</b>

Note: See page iv for Weather Resistant descriptions.

## Commercial Series

Description	Toggle Color	Catalog Number
15A single-pole toggle switch for controlling AC load from one point.	Almond	<b>CS115AL</b>
	Black	<b>CS115BK</b>
	Brown	<b>CS115</b>
	Gray	<b>CS115GY</b>
	Ivory	<b>CS115I</b>
	Light Almond	<b>CS115LA</b>
	White	<b>CS115W</b>
15A three-way toggle switch for controlling AC load from two points.	Almond	<b>CS315AL</b>
	Black	<b>CS315BK</b>
	Brown	<b>CS315</b>
	Gray	<b>CS315GY</b>
	Ivory	<b>CS315I</b>
	Light Almond	<b>CS315LA</b>
	White	<b>CS315W</b>



**CS115I**



**HBL1221IL**



**HBL1221PL**

Note: All devices above will accept locking fork terminal to comply with ABYC standards.

## Special Application Series

Description	Catalog Number
20A 120V toggle switch with LED lamp set in ivory handle. Handle illuminates when switch is in "OFF" position.	<b>HBL1221IL</b>
20A 120V three-way toggle switch with LED illuminated ivory handle for controlling AC load from two points. Handle illuminates when "OFF".	<b>HBL1223IL</b>
20A 120V single-pole toggle switch with LED lamp set in clear red handle. Handle illuminates when switch is "ON". Serves as instant reminder that current is flowing to an appliance.	<b>HBL1221PL</b>
20A 120V three-way toggle switch with LED for controlling AC load from two points. Red handle illuminates when "ON".	<b>HBL1223PL</b>
Single-pole PresSwitch® for controlling AC load from one point. Switch activated brown button.	<b>HBL1281</b>
Same as HBL1281 except ivory button.	<b>HBL1281I</b>
Three-way PresSwitch for controlling AC load from two points. Switch activated brown button.	<b>HBL1283+</b>
Same as HBL1283 except ivory button.	<b>HBL1283I+</b>
Yellow neoprene weatherproof plate for use only with PresSwitches. PresSwitch button is activated when bubble is pressed. Not CSA certified.	<b>HBL17CM50+</b>
Clear silicone rubber weatherproof bubble plate for use with all AC toggle switches and PresSwitches. Also ideal for use with lighted handle toggle switches. Not CSA certified.	<b>HBL1795</b>



**HBL1281**



**HBL1283**



**HBL17CM50**



**HBL1795**

Note: +Not UL Listed.

## Outlet Box




Description	Catalog Number
Plastic switch/receptacle box. Measures 3.281" x 2.188" x 2.50" (83.3 x 55.6 x 63.5) deep. For mounting in walls without studs. A support strap is provided which pulls box tightly against back side of wall.	<b>HBL6079**</b>

Note: \*\*Not CSA Certified.



**HBL6079**

- Nylon plates—virtually unbreakable.
- Rounded corners for stylish look.
- Reinforced ribs for extra strength.
- Screws are factory-inserted for fumble-free installation.

Description	Color	Smooth Nylon		Material	Smooth Metal Catalog Number
		Standard	Mid-Size		
	Black	<b>NP1BK</b>	<b>NPJ1BK</b>	Brass Stainless Steel	<b>SB1</b> <b>SS1</b>
	Brown	<b>NP1</b>	<b>NPJ1</b>		
	Gray	<b>NP1GY</b>	<b>NPJ1GY</b>		
	Ivory	<b>NP1I</b>	<b>NPJ1I</b>		
	White	<b>NP1W</b>	<b>NPJ1W</b>		
	Black	<b>NP8BK</b>	<b>NPJ8BK</b>	Brass Stainless Steel	<b>SB8</b> <b>SS8</b>
	Brown	<b>NP8</b>	<b>NPJ8</b>		
	Gray	<b>NP8GY</b>	<b>NPJ8GY</b>		
	Ivory	<b>NP8I</b>	<b>NPJ8I</b>		
	White	<b>NP8W</b>	<b>NPJ8W</b>		
	Black	<b>NP26BK</b>	<b>NPJ26BK</b>	Brass Stainless Steel	<b>SB26</b> <b>SS26</b>
	Brown	<b>NP26</b>	<b>NPJ26</b>		
	Gray	<b>NP26GY</b>	<b>NPJ26GY</b>		
	Ivory	<b>NP26I</b>	<b>NPJ26I</b>		
	White	<b>NP26W</b>	<b>NPJ26W</b>		
	Black	<b>NP2BK</b>	<b>NPJ2BK</b>	Brass Stainless Steel	<b>SB2</b> <b>SS2</b>
	Brown	<b>NP2</b>	<b>NPJ2</b>		
	Gray	<b>NP2GY</b>	<b>NPJ2GY</b>		
	Ivory	<b>NP2I</b>	<b>NPJ2I</b>		
	White	<b>NP2W</b>	<b>NPJ2W</b>		
	Black	<b>NP82BK</b>	<b>NPJ82BK</b>	Brass Stainless Steel	<b>SB82</b> <b>SS82</b>
	Brown	<b>NP82</b>	<b>NPJ82</b>		
	Gray	<b>NP82GY</b>	<b>NPJ82GY</b>		
	Ivory	<b>NP82I</b>	<b>NPJ82I</b>		
	White	<b>NP82W</b>	<b>NPJ82W</b>		
	Black	<b>NP262BK</b>	<b>NPJ262BK</b>	Brass Stainless Steel	<b>SB262</b> <b>SS262</b>
	Brown	<b>NP262</b>	<b>NPJ262</b>		
	Gray	<b>NP262GY</b>	<b>NPJ262GY</b>		
	Ivory	<b>NP262I</b>	<b>NPJ262I</b>		
	White	<b>NP262W</b>	<b>NPJ262W</b>		
	Black	<b>NP18BK</b>	<b>NPJ18BK</b>	Brass Stainless Steel	<b>SB18</b> <b>SS18</b>
	Brown	<b>NP18</b>	<b>NPJ18</b>		
	Gray	<b>NP18GY</b>	<b>NPJ18GY</b>		
	Ivory	<b>NP18I</b>	<b>NPJ18I</b>		
	White	<b>NP18W</b>	<b>NPJ18W</b>		
	Black	<b>NP126BK</b>	<b>NPJ126BK</b>	Brass Stainless Steel	<b>SB126</b> <b>SS126</b>
	Brown	<b>NP126</b>	<b>NPJ126</b>		
	Gray	<b>NP126GY</b>	<b>NPJ126GY</b>		
	Ivory	<b>NP126I</b>	<b>NPJ126I</b>		
	White	<b>NP126W</b>	<b>NPJ126W</b>		
	Black	<b>NP7BK</b>	<b>NPJ7BK</b>	Brass Stainless Steel	<b>SB7</b> <b>SS7</b>
	Brown	<b>NP7</b>	<b>NPJ7</b>		
	Gray	<b>NP7GY</b>	<b>NPJ7GY</b>		
	Ivory	<b>NP7I</b>	<b>NPJ7I</b>		
	White	<b>NP7W</b>	<b>NPJ7W</b>		
	Black	<b>NP13BK</b>	<b>NPJ13BK</b>	Brass Stainless Steel	<b>SB13</b> <b>SS13</b>
	Brown	<b>NP13</b>	<b>NPJ13</b>		
	Gray	<b>NP13GY</b>	<b>NPJ13GY</b>		
	Ivory	<b>NP13I</b>	<b>NPJ13I</b>		
	White	<b>NP13W</b>	<b>NPJ13W</b>		



## Hubbell Now Offers The Ability To Put 2 or 3 Communication Devices In a Single, Style Line® Plate

Any combination of phone (6-position jack), cable TV (F-type connector) and Category 5e modular data jacks can be assembled onto a 2-port or 3-port frame—each sold individually so you can customize them as needed. Or the highly popular phone and cable TV combination is available with the frame and matching wallplate under a single catalog number, in all the popular colors.

Finally—a single communications plate that can take the place of 2 or 3 plates—available from a company you can trust for superior quality.

Hubbell's Marine communication frames and connectors deliver high quality data and multimedia transmission to the point of connection. Hubbell's 2 and 3 port Style Line® frames and leading edge connections allow for customized configurations. Install Hubbell's Marine communication offering and be assured a reliable connection.

### 2 Port Communication Frame, Fully Loaded (6-Position Phone Jack, F-Type Cable TV Jack and Style Line® Plate Included)

Color	No. of Ports	Connection Type	Catalog Number
Ivory	2	USOC, F-Type	<b>NS783I</b>
White	2	USOC, F-Type	<b>NS783W</b>

### Style Line® Frames, 2 Port and 3 Port Unloaded

Color	No. of Ports	Connection Type	Catalog Number
Black	2	—	<b>NS612BK</b>
Gray	2	—	<b>NS612GY</b>
Ivory	2	—	<b>NS612I</b>
White	2	—	<b>NS612W</b>
Black	3	—	<b>NS613BK</b>
Gray	3	—	<b>NS613GY</b>
Ivory	3	—	<b>NS613I</b>
White	3	—	<b>NS613W</b>

### Category 6 Modular Keystone Jacks

Color	Wiring	No. Positions	Catalog Number
Black	T568A/T568B	8-Positions	<b>NSJ6BK</b>
Gray	T568A/T568B	8-Positions	<b>NSJ6GY</b>
Ivory	T568A/T568B	8-Positions	<b>NSJ6I</b>
White	T568A/T568B	8-Positions	<b>NSJ6W</b>

### Category 5e Modular Keystone Jacks

Color	Wiring	No. Positions	Catalog Number
Black	T568A/T568B	8-Positions	<b>NSJ5EBK</b>
Gray	T568A/T568B	8-Positions	<b>NSJ5EGY</b>
Ivory	T568A/T568B	8-Positions	<b>NSJ5EI</b>
White	T568A/T568B	8-Positions	<b>NSJ5EW</b>

### USOC Modular Keystone Jacks

Color	Wiring	No. Positions	Catalog Number
Black	USOC	6-Positions	<b>NSJUBK</b>
Gray	USOC	6-Positions	<b>NSJUGY</b>
Ivory	USOC	6-Positions	<b>NSJUI</b>
White	USOC	6-Positions	<b>NSJUW</b>

### F-Type Connector Keystone

Color	Catalog Number
Black	<b>SFFGBK</b>
Gray	<b>SFFGGY</b>
Ivory	<b>SFFGEI</b>
White	<b>SFFGW</b>



NS783I



NS612I

NS613I



NSJ6W

NSJ5EW



NSJUW



SFFGEI



- High-impact polycarbonate construction provides maximum durability
- Patented keyhole mounting system allows installation in under a minute
- Includes attached gasket and mounting hardware
- Pre-configured for GFCI with patented knockout technology for alternate devices
- Lockable tab
- NEMA 3R rated
- EXTRA DUTY® 5800 Series covers meet or exceed the extra duty rating per UL 514D, and are NEMA 3R rated
- 2014 NEC® Compliant (Article 406.9A & B)
- cULus Listed



RW57300



RW58300

**1-Gang Weatherproof Covers for Vertical or Horizontal Mounting**

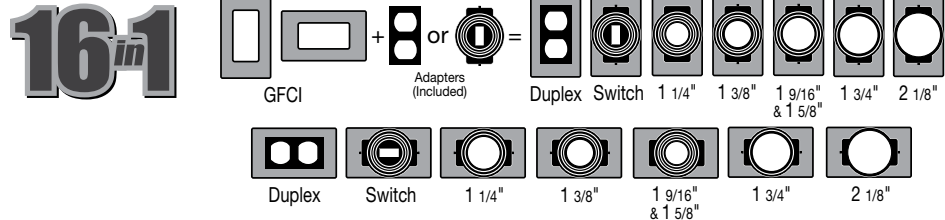
Description	Standard	EXTRA DUTY®
Non-metallic, black (standard) or gray (extra duty) with clear tinted cover, while-in-use, 16-in-1 configurations below	<b>RW57300</b>	<b>RW58300</b>
Jumbo, non-metallic, black (standard) or gray (extra duty) with clear tinted cover, while-in-use, 16-in-1 configurations below	<b>RW57350</b>	<b>RW58350</b>



RW57350



RW58350



RW57750




RW58750

**2-Gang Weatherproof Covers for Vertical or Horizontal Mounting**

Description	Standard	EXTRA DUTY®
Non-metallic, black (standard) or gray (extra duty) with clear tinted cover, while-in-use, 55-in-1 configurations below	<b>RW57750</b>	<b>RW58750</b>

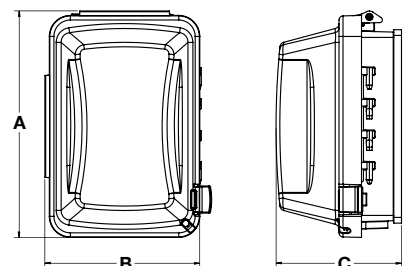
*Note: Required by the NEC® for while-in-use outdoor power distribution. Thermoplastic covers provide protection for use in wet locations with the cover closed, NEMA® 3R rated. Meets 2014 NEC 406.9 – receptacles in damp or wet locations. Holes for padlocks are .40 inch.*



Multiple combinations of duplex, GFCI, switch, and rounds: 1 1/4", 1 3/8", 1 9/16", 1 5/8", 1 11/16", 2 1/8", 2 1/4", 2 7/16"

**Product Dimensions** Inches (mm)

	1-Gang		Jumbo, 1-Gang		2-Gang	
	Standard	EXTRA DUTY®	Standard	EXTRA DUTY®	Standard	EXTRA DUTY®
A	5.54" (140.7)	5.90" (149.9)	5.54" (140.7)	5.92" (150.4)	5.54" (140.7)	5.54" (140.7)
B	3.79" (96.3)	4.18" (106.2)	3.79" (96.3)	4.20" (106.7)	5.43" (137.9)	5.43" (137.9)
C	3.07" (78.0)	3.00" (76.2)	5.08" (129.0)	5.10" (129.5)	3.07" (78.0)	3.07" (78.0)



NEC® is a registered trademark of the The National Electrical Code.  
 NEMA® is a registered trademark of The National Electrical Manufacturers Association.



HBL52CM26



HBL52CM21W



HBL52CM26H



HBL52CM21

**Marine Grade Weatherproof Plates**

Description	Gray	White	Yellow
Thermoplastic vertical spring-loaded lift cover plate for weatherproofing ground fault receptacles and decorator-type devices. Marine drip-proof rated with stainless steel hardware. <b>IP44 SUITABILITY.</b>	<b>HBL5226</b>	—	<b>HBL52CM26</b>
Same as above except for horizontal mounting.	<b>HBL5226H</b>	—	<b>HBL52CM26H</b>
Valox® spring-loaded lift cover for weatherproofing duplex receptacles. Stainless steel screws and neoprene gasket included for mounting to FS/FD type weatherproof boxes. <b>IP20 SUITABILITY.</b>	<b>HBL5221</b>	<b>HBL52CM21W</b>	<b>HBL52CM21</b>
Same as HBL52CM21 except for mounting to standard boxes.	<b>HBL5222</b>	—	<b>HBL52CM22</b>
Valox spring-loaded lift cover for weatherproofing single straight blade receptacles. Stainless steel screws and neoprene gasket included. For mounting to FS/FD type weatherproof boxes. <b>IP44 SUITABILITY.</b>	<b>HBL7423WO</b>	—	<b>HBL74CM23WO</b>
Valox spring-loaded lift cover for weatherproofing old style 26CM10 receptacle. Meets the most stringent requirements of UL's three listing categories for weatherproof plates. Stainless steel screws and neoprene gasket included for mounting to FS/FD type weatherproof boxes. <b>IP44 SUITABILITY.</b>	<b>HBL7424WO</b>	—	<b>HBL74CM24WO</b>
Valox spring-loaded lift cover for weatherproofing HBL26CM10 receptacle. Meets the most stringent requirements of UL's three listing categories for weatherproof plates. Stainless steel screws and neoprene gasket included for mounting to FS/FD type weatherproof boxes. <b>IP44 SUITABILITY.</b>	<b>HBL7425WOA</b>	<b>HBL74CM25WOAW</b>	<b>HBL74CM25WOA</b>
Valox lift cover for weatherproofing 50A receptacles. Meets requirements of the most stringent of UL's three listing categories for weatherproof plates. Stainless steel screws and a neoprene gasket included. For mounting to FS/FD type weatherproof boxes. <b>IP44 SUITABILITY.</b>	<b>HBL7774WO</b>	—	<b>HBL77CM74WO</b>



HBL74CM23WO



HBL77CM74WO



CWP1CR



CWP8CR



CWP26CR

**Commercial Grade Weatherproof Plates**

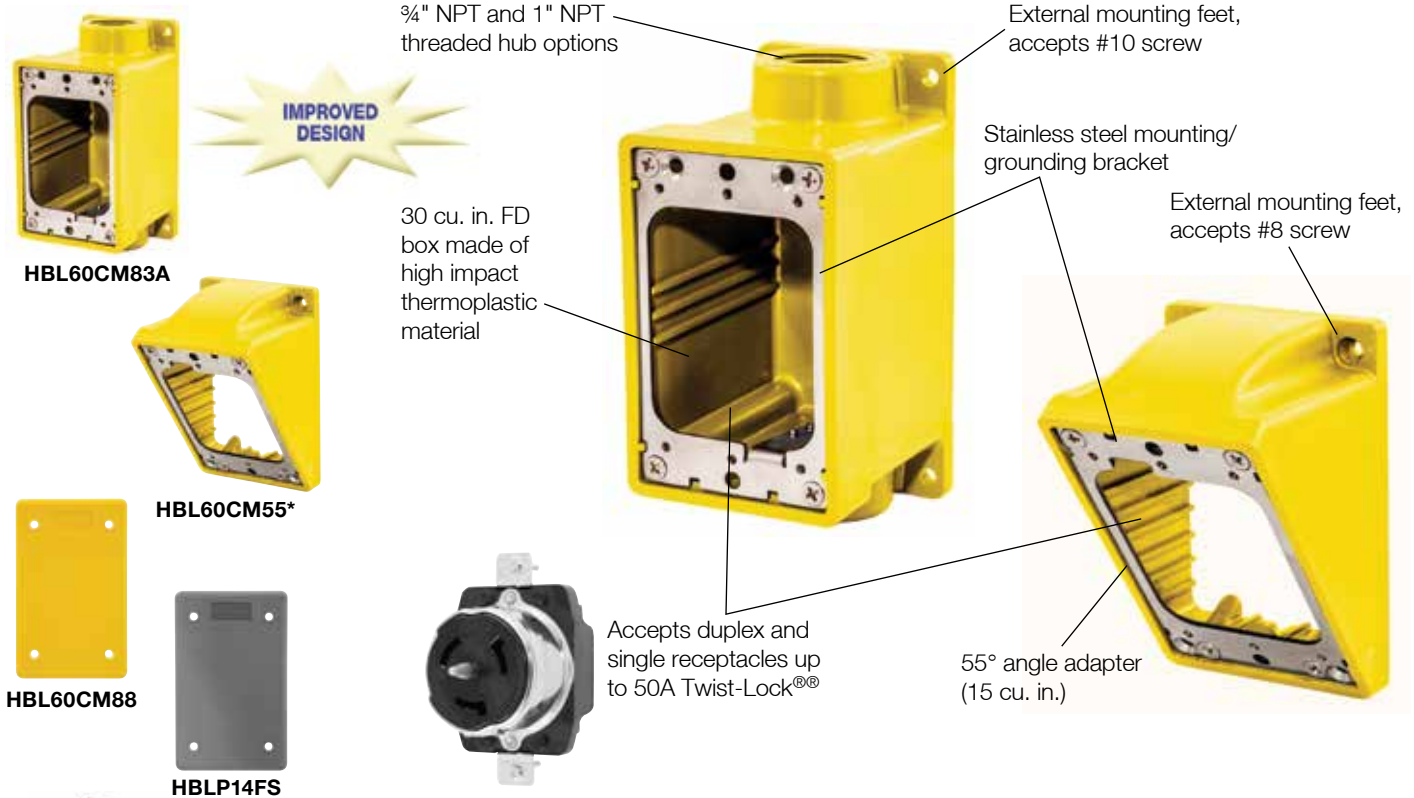
Available in a host of configurations—Twist-Lock® and straight blade receptacles in single or duplex as well as switches—these plates are perfect for marine use. The PVC resists deterioration over time and has high tensile and impact strength. Each plate comes with a tightly sealing, rubberized gasket and a super strong lift cover spring.

Description	Catalog Number
Gray PVC weatherproof lift cover for toggle switches (such as CS115).For vertical mounting in standard or FS/FD type boxes.	<b>CWP1CR</b>
Gray PVC weatherproof lift cover for duplex receptacles (such as HBL52CM62). For vertical mounting in standard or FS/FD type boxes.	<b>CWP8CR</b>
Gray PVC weatherproof lift cover for ground fault receptacles (such as GF5252MGYA) and Style Line® receptacles. For vertical mounting in standard or FS/FD type boxes.	<b>CWP26CR</b>
Same as CWP26CR except white in color.	<b>CWP26CRW</b>

Valox® is a trademark of SABIC Innovative Plastics, acquired from General Electric Company.

# Marine Products Boatyard Accessory Items

Marine Grade Dockside Boxes and Covers



## FD Boxes, Angled Adapters, Kits and Covers

Boxes	Gray	White	Yellow
(2) 3/4" NPT Hubs, FD Boxes	<b>HBL6083</b>	<b>HBL60CM83WA</b>	<b>HBL60CM83A</b>
(2) 1" NPT Hubs, FD Boxes	<b>HBL6084</b>	<b>HBL60CM84WA</b>	<b>HBL60CM84A</b>
Adapters*			
55° Angle Adapters	<b>HBL6055*</b>	<b>HBL60CM55W*</b>	<b>HBL60CM55*</b>
Kits			
(2) 3/4" NPT Hubs, Box/Adapter Kits	<b>HBL6083AK</b>	<b>HBL60CM83WAK</b>	<b>HBL60CM83AK</b>
(2) 1" NPT Hubs, Box/Adapter Kits	<b>HBL6084AK</b>	<b>HBL60CM84WAK</b>	<b>HBL60CM84AK</b>
Covers			
Blank Cover Plates	<b>HBLP14FS</b>	<b>HBL60CM88W</b>	<b>HBL60CM88</b>

Note: \*Adapters are not UL Listed, nor UL Type 4X. For UL Type 4X rating, use receptacles in a FD box.

## Marine Grade Dockside Boxes and Covers

Description	Catalog Number
Black phenolic type FS (shallow) weatherproof box has two 3/4 in. (19.1) I.P.S. molded-in knockouts. 4.56 in. H x 2.94 in. W x 2.19 in. D (115.9H x 74.6W x 55.6D) and has 16 cubic inch capacity.	<b>HBL6080OS</b>
Black non-metallic FS box with 3/4 in. threaded hubs used for mounting phone and TV outlets and PH6595 recreational vehicle inlet (see PH6621 for mounting box on recreational vehicle). Cord connector included for strain relief and to maintain watertight integrity of box when cable is used. PVC adapter also included for connection of PVC conduit to box.	<b>PH6619</b>
Black phenolic junction box with four 3/4 in. (19.1) I.P.S. molded-in knock-outs. Has 4.13 in. (104.8) diameter and is 1.88 in. (47.6) deep.	<b>HBL6081</b>
Phenolic blank cover, 1/4 in. (6.4) thick, for HBL6081 box.	<b>HBL6082</b>
Black phenolic blank cover plate for HBL6080OS.	<b>HBL6087</b>
Yellow Valox® blank cover plate for use with FS and FD type boxes.	<b>HBL60CM88</b>

Valox® is a trademark of SABIC Innovative Plastics, acquired from General Electric Company.

### Non-Metallic Vapor-tight Incandescent Fixtures

These non-metallic, vapor-tight incandescent fixtures offer long life and trouble-free lighting in wet locations in marinas and on boats. Some features of these new units are:

- UV resistant, gray, glass filled thermoplastic polyester box, mounting adapters and globe guards resists abuse and harmful effects of the elements.
- Excellent temperature operating range of -40°F (-40°C) to +302°F (150°) for use in areas with wide temperature variations or extreme ambient temperatures.
- High temperature silicone gasketing maintains integrity and molded threads for ease of installation/removal.
- Heat resistant glass globe withstands thermal shock in wet locations and has thread type mounting to assure weathertight sealing.
- High strength protective globe guard helps prevent accidental globe and lamp breakage.
- Accommodates Type A incandescent lamps up to 150 watts.
- UL 1598 Standard for luminaries.
- UL 1598A Marine type luminaries.



NVX15GHGA



NVA15GHGA



NVBA

### Lighting and Lighting Fixtures

Description	Catalog Number
Ceiling mount non-metallic, vapor-tight incandescent luminaries including the fixture, mounting box, guard and heat resistant glass globe. Accepts up to 150 watt Type A incandescent lamp (not included).	<b>NVX15GHGA</b>
Pendant mount non-metallic, vapor-tight incandescent luminaries including fixture, mounting cap, guard and heat resistant glass globe. Accepts up to 150 watt Type A incandescent lamp (not included).	<b>NVA15GHGA</b>
Wall mount bracket only to adapt NVX15GHGA ceiling mount fixture to a wall mount fixture. Order NVBA and NVX15GHGA to get wall mount fixture.	<b>NVBA</b>
Replacement guard to NVX15GHGA and NVA15GHGA.	<b>NVGA</b>
Heat resistant replacement globe for NVX15GHGA and NVA15GHGA. Made of tempered glass.	<b>VCGP100</b>

### Nylon Watertight Strain Relief Cord Connectors

These Hubbell nylon cord connectors provide strain relief and a watertight seal where cable enters a piece of equipment, panel, or box. A patented GOTCHA® ring, with a split and hinge design, allows for better adjustment to the cord as the connector nut is tightened, providing superior cord gripping compared to other types. A soft neoprene bushing compresses to keep liquids out and allows the nut to be easily tightened.

Description	Catalog Number
A gray male PVC adapter with ¼ in. NPT pipe thread for adapting PVC conduit to FS and FD boxes with ¼ in. NPT hub (HBL6080, HBL6080OS, HBL60CM83). Not UL Listed.	<b>HBL6085</b>
Straight nylon cord connector, ½ in. NPT hub size, diameter range .25-.38 in. (6.4-9.5).	<b>HBL10CM22S</b>
Straight nylon cord connector, ½ in. NPT hub size, diameter range .38-.50 in. (9.5-12.7).	<b>HBL10CM23S</b>
Straight nylon cord connector, ¾ in. NPT hub size, diameter range .38-.50 in. (9.5-12.7).	<b>HBL10CM35S</b>
Straight nylon cord connector, ¾ in. NPT hub size, diameter range .50-.63 in. (12.7-15.9).	<b>HBL10CM36S</b>
Straight nylon cord connector, ¾" NPT hub size, diameter range .63-.75 in. (15.9-19.1).	<b>HBL10CM37S</b>
Straight nylon cord connector, 1.0 in. NPT hub size, diameter range .63-.75 in. (15.9-19.1).	<b>HBL10CM41S</b>



VCGP100



HBL6085



HBL10CM22S

## Catalog Number Index

Catalog Number	Page	Catalog Number	Page	Catalog Number	Page	Catalog Number	Page
BB100N	18, 20	DR15GRYWRTR	40	HBL60CM31	10, 36	HBL77CM15W	12, 14, 25
BB201W	24	DR15I	40	HBL60CM31V	11, 36	HBL77CM16	13, 15, 25
BB301W	24	DR15ITR	40	HBL60CM31W	10, 36	HBL77CM16W	13, 15, 25
BB601W	24	DR15IWRTR	40	HBL60CM32	10, 36	HBL77CM17	12, 14
BB1001W	18, 20	DR15LA	40	HBL60CM32V	11, 36	HBL77CM67	12, 14
BB1002W	18, 20	DR15LATR	40	HBL60CM33	10, 24	HBL77CM74WO	13, 15, 45
BR15BLKWRTR	40	DR15LAWRTR	40	HBL60CM33V	11	HBL105GF	28
BR15GRYWRTR	40	DR15TR	40	HBL60CM33W	10, 24	HBL303INT	7
BR15IWRTR	40	DR15WHI	40	HBL60CM55	46	HBL303NM	7
BR15LAWRTR	40	DR15WHITR	40	HBL60CM55W	46	HBL303NMELCI	7
BR15WHIWRTR	40	DR15WHIWRTR	40	HBL60CM75	7	HBL303NMELCIS	5
BR15WRTR	40	DR15WRTR	40	HBL60CM83A	46	HBL303SS	7
CA100	18, 19, 20, 21	FT202W	24	HBL60CM83AK	46	HBL303SSELCI	5
CC100	18, 19, 20, 21	FW60100	19, 21, 24	HBL60CM83WA	46	HBL303SSELCIS	5
CR15	40	GFP6C15M	39	HBL60CM83WAK	46	HBL303SSO	7
CR15AL	40	GFP15M	39	HBL60CM84A	46	HBL316B6W	24
CR15ALTR	40	GFP25C15M	39	HBL60CM84AK	46	HBL316C6W	24
CR15BLK	40	GFP315A	39	HBL60CM84WA	46	HBL316CRCX	24
CR15BLKTR	40	GFRST52M	39	HBL60CM84WAK	46	HBL316CSW	24
CR15GRY	40	GFRST52MGY	39	HBL60CM88	46	HBL316CSW25	24
CR15GRYTR	40	GFRST52MI	39	HBL60CM88W	46	HBL316NM	24
CR15I	40	GFRST52MW	39	HBL61CM03	8	HBL316P6W	24
CR15ITR	40	GFT2G	38	HBL61CM03LED	9	HBL316R6W	24
CR15LA	40	HBL10CM22S	47	HBL61CM03W	8	HBL316SSX	24
CR15LATR	40	HBL10CM23S	47	HBL61CM03WLED	9	HBL328DCC	32
CR15TR	40	HBL10CM35S	47	HBL61CM05	8	HBL328DCP	32
CR15WHI	40	HBL10CM36S	47	HBL61CM05LED	9	HBL328DCR	32
CR15WHITR	40	HBL10CM37S	47	HBL61CM05WLED	9	HBL332B6W	24
CR16277	12	HBL10CM41S	47	HBL61CM08	8	HBL332C6W	24
CR16279	14	HBL17CM50	41	HBL61CM08LED	9	HBL332CRCX	24
CR16914	30	HBL21CM28	28	HBL61CM08W	8	HBL332CSW	24
CS50EXT4	17	HBL21CM29	28	HBL61CM08WLED	9	HBL332NM	24
CS50EXT5	17	HBL23CM10	36	HBL61CM22	28	HBL332P6W	24
CS75IT4	17	HBL23CM11	36	HBL61CM22W	28	HBL332R6W	24
CS75IT5	17	HBL23CM11V	36	HBL61CM25	28	HBL332SSX	24
CS100IT4	17	HBL23CM13	36	HBL61CM42	15	HBL363B6W	24
CS100IT5	17	HBL26CM10	10	HBL61CM42LED	15, 16	HBL363C6W	24
CS115	41	HBL26CM11	10	HBL61CM42W	15	HBL363CRC	25
CS115AL	41	HBL26CM11V	11	HBL61CM42WLED	15, 16	HBL363CRP	25
CS115BK	41	HBL26CM11VB	11	HBL61CM43	13	HBL363CRR	25
CS115GY	41	HBL26CM13	10	HBL61CM43LED	13, 16	HBL363P6W	24
CS115I	41	HBL26CM13V	11	HBL61CM52	15	HBL363R6W	24
CS115LA	41	HBL31CM28	28	HBL61CM52LED	15, 16	HBL363SSX	25
CS115W	41	HBL31CM29	28	HBL61CM52W	15	HBL503NM	12
CS315	41	HBL47CM00	34	HBL61CM52WLED	15	HBL503SS	12
CS315AL	41	HBL47CM15	34	HBL61CM53	13	HBL504NM	14
CS315BK	41	HBL47CM16	34	HBL61CM53LED	13, 16	HBL504SS	14
CS315GY	41	HBL47CM20C	34	HBL61CM54	28	HBL504SSELCI	5
CS315I	41	HBL47CM29C	34	HBL61CM55	28	HBL504SSELCIH	5
CS315LA	41	HBL52CM21	34, 35, 37, 45	HBL61CM56	28	HBL1221L	41
CS315W	41	HBL52CM21W	34, 37, 45	HBL61CM64	35	HBL1221PL	41
CS754	17	HBL52CM22	34, 35, 37, 45	HBL61CM64BK	35	HBL1223L	41
CS1004	17	HBL52CM26	45	HBL61CM65	37	HBL1223PL	41
CW100IT4	17	HBL52CM26H	45	HBL61CM71	28	HBL1281	41
CW100IT4W	17	HBL52CM61	35	HBL61CM72	28	HBL1281I	41
CW100IT5	17	HBL52CM62	35, 40	HBL61CM100	28	HBL1283	41
CW125IT4	17	HBL52CM62I	35, 40	HBL63CM60	12	HBL1283I	41
CW125IT5	17	HBL52CM66C	35	HBL63CM61	13	HBL1795	41
CW754	17	HBL52CM66V	35	HBL63CM64	14	HBL5200	38
CWP1CR	45	HBL52CM69C	35	HBL63CM65	15	HBL5221	34, 35, 37, 45
CWP8CR	45	HBL52CM69V	35	HBL63CM69	15	HBL5222	34, 35, 37, 45
CWP26CR	39, 45	HBL52CM80C	35	HBL63CM70	13	HBL5226	45
CWP26CRW	39, 45	HBL53CM61	37	HBL64CM54	29	HBL5226H	45
DR15	40	HBL53CM62	37	HBL64CM55	29	HBL5251	40
DR15AL	40	HBL53CM66C	37	HBL64CM56	29	HBL5251I	40
DR15ALTR	40	HBL53CM69C	37	HBL64CM57	29	HBL5262ISA	38
DR15BLK	40	HBL60CM17	35, 37	HBL74CM23WO	35, 37, 45	HBL5273L	28
DR15BLKTR	40	HBL60CM18	35, 37	HBL74CM24WO	10, 45	HBL5361	40
DR15BLKWRTR	40	HBL60CM19	37	HBL74CM25WOA	10, 32, 36, 45	HBL5361I	40
DR15GRY	40	HBL60CM23	34	HBL74CM25WOAW	10, 32, 36, 45	HBL6055	46
DR15GRYTR	40	HBL60CM24	34	HBL77CM15	12, 14, 25	HBL6079	41

## Catalog Number Index

Catalog Number	Page	Catalog Number	Page	Catalog Number	Page	Catalog Number	Page
HBL6080OS	32, 46	MSB1	33	NPJ13	42	PH6625	30
HBL6081	46	NP1	42	NPJ13BK	42	PH7440	30
HBL6082	46	NP1BK	42	NPJ13GY	42	PH7499	30
HBL6083	46	NP1GY	42	NPJ13I	42	RPL30P	8, 9, 11
HBL6083AK	46	NP1I	42	NPJ13W	42	RW57300	44
HBL6084	46	NP1W	42	NPJ18	42	RW57350	44
HBL6084AK	46	NP2	42	NPJ18BK	42	RW57750	44
HBL6085	47	NP2BK	42	NPJ18GY	42	RW58300	44
HBL6087	46	NP2GY	42	NPJ18I	42	RW58350	44
HBL7423WO	35, 37, 45	NP2I	42	NPJ18W	42	RW58750	44
HBL7424WO	10, 45	NP2W	42	NPJ26	42	SB1	42
HBL7425WOA	10, 32, 36, 45	NP7	42	NPJ26BK	42	SB2	42
HBL7774WO	13, 15, 45	NP7BK	42	NPJ26GY	42	SB7	42
HBL8200ILI	40	NP7GY	42	NPJ26I	42	SB8	42
HBLCBINM	7	NP7I	42	NPJ26W	42	SB13	42
HBLCBISS	7	NP7W	42	NPJ82	42	SB18	42
HBLP14FS	46	NP8	42	NPJ82BK	42	SB26	42
HBLPHTVNM	30	NP8BK	42	NPJ82GY	42	SB82	42
HBLPHTVSS	30	NP8GY	42	NPJ82I	42	SB126	42
HBLRRELCI	5	NP8I	42	NPJ82W	42	SB262	42
HBLT26CM11	38	NP8W	42	NPJ126	42	SFFGBK	43
HBLTVSS	30	NP13	42	NPJ126BK	42	SFFGEI	43
LR100	18, 19, 20, 21	NP13BK	42	NPJ126GY	42	SFFGGY	43
M11LRGSP	33	NP13GY	42	NPJ126I	42	SFFGW	43
M11LRSP	33	NP13I	42	NPJ126W	42	SR3050	7, 12, 14
M11LTR	33	NP13W	42	NPJ262	42	SS1	42
M11MSP	33	NP18	42	NPJ262BK	42	SS2	42
M11SP	33	NP18BK	42	NPJ262GY	42	SS7	42
M21SP	33	NP18GY	42	NPJ262I	42	SS8	42
M123LTR	33	NP18I	42	NPJ262W	42	SS13	42
M123MMSP	33	NP18W	42	NS612BK	43	SS18	42
M123MSP	33	NP26	42	NS612GY	43	SS26	42
M123SP	33	NP26BK	42	NS612I	43	SS82	42
M223JSP	33	NP26GY	42	NS612W	43	SS126	42
M223MMSP	33	NP26I	42	NS613BK	43	SS262	42
M223SP	33	NP26W	42	NS613GY	43	SS720	10
M4100B12R	18	NP82	42	NS613I	43	SS725	10
M4100C12	19	NP82BK	42	NS613W	43	SS750	13, 15
M4100C12R	18	NP82GY	42	NS783I	43	TV97	31
M4100P12	19	NP82I	42	NS783W	43	TV98	31
M4100R12	19	NP82W	42	NSJ5EBK	43	TV98W	31
M5100B7R	20	NP126	42	NSJ5EGY	43	TV99	31
M5100B9R	20	NP126BK	42	NSJ5EI	43	TV99W	31
M5100C7	21	NP126GY	42	NSJ5EW	43	USB15X2	38
M5100C7R	20	NP126I	42	NSJ6BK	43	USB15X2BK	38
M5100C9	21	NP126W	42	NSJ6GY	43	USB15X2GY	38
M5100C9R	20	NP262	42	NSJ6I	43	USB15X2I	38
M5100P7	21	NP262BK	42	NSJ6W	43	USB15X2LA	38
M5100P9	21	NP262GY	42	NSJUBK	43	USB15X2W	38
M5100R7	21	NP262I	42	NSJUGY	43	VCGP100	47
M5100R9	21	NP262W	42	NSJUI	43	WC310280	8
M5200BS1R	22	NPJ1	42	NSJUW	43	YC306250	13
M5200CS1	23	NPJ1BK	42	NVA15GHGA	47	YC310250	8
M5200CS1R	22	NPJ1GY	42	NVBA	47	YC312250	36
M5200PS1	23	NPJ1I	42	NVGA	47	YC314250	34
M5200RS1	23	NPJ1W	42	NVX15GHGA	47	YC406250	15
MB2003W	23	NPJ2	42	PC60	24	YQ100PLUS	26
MB2004W	23	NPJ2BK	42	PC100	19, 21	YQ230	26
MH11	33	NPJ2GY	42	PC320	24		
MHB11	33	NPJ2I	42	PC3430	24		
MR11LRSP	33	NPJ2W	42	PH6595	31		
MR11MSP	33	NPJ7	42	PH6596	31		
MR11SP	33	NPJ7BK	42	PH6597	31		
MR21SP	33	NPJ7GY	42	PH6597TV	31		
MR123LRSP	33	NPJ7I	42	PH6598	30		
MR123MMSP	33	NPJ7W	42	PH6598W	30		
MR123MSP	33	NPJ8	42	PH6599	30		
MR123SP	33	NPJ8BK	42	PH6599W	30		
MR223LRSP	33	NPJ8GY	42	PH6619	31, 46		
MR223MMSP	33	NPJ8I	42	PH6621	31		
MR223SP	33	NPJ8W	42	PH6624	30		

# Hubbell Marine Products



**HUBBELL®**  
Wiring Device-Kellems

[www.hubbell-wiring.com](http://www.hubbell-wiring.com)



Hubbell Incorporated (Delaware) • 40 Waterview Drive • Shelton, CT 06484 • Phone (800) 288-6000 • FAX (800) 255-1031  
Printed In U.S.A. Copyright 2015, Hubbell Incorporated • Specifications subject to change without notice.  
® Registered Trademark of Hubbell Incorporated. • ™ Trademark of Hubbell Incorporated.

SCM002 8/15



# Hubbell Marine Products



[www.hubbell-marine.com](http://www.hubbell-marine.com)





Regarding the Cover Photo - We would like to thank Captain Dave Carraro and long-time mate Sandro Maniaci of the FV-Tuna.com from the series Wicked Tuna on National Geographic Channel. It was a pleasure working with Captain Dave and Sandro, as well as the good people at S.W. Boatworks and Kramp Electronics with the installation of Hubbell Marine Shore Power Products, Hubbell/Burndy Wire Terminals and Hubbell Lighting Products.





## 2015 New UL GFCI Requirements

**GFCI Standard 943 Effective June 29, 2015 . . . . .page 39**

**Why:** Studies show the majority of installed GFCI devices are not being manually tested on a monthly basis as required by UL.

### UL Changes

- The new GFCI product must automatically monitor ground fault circuit interrupting functionality every (3) hours or less
- If the device can no longer provide GFCI protection it must deny power and provide a visual and/or audible indication that it no longer can provide protection
- If the line conductor is incorrectly wired to the load terminal, power to the receptacle will be denied. This includes initial installation and any subsequent reinstallations

### What does this mean?

Distributors, Electricians and Contractors can continue to sell and install the current design without any restrictions before or after the June 29th date.

**GFCI Manufacturers** must end production of current design by June 28th. New self test design will begin to show up on warehouse shelves by mid June.

### The Hubbell Story – External Changes

- No impact to installer or end user
- No change in wiring or method of installation
- Same physical size and interface
- Added power indicator (solid green)
- Added trip indicator (solid red)
- Added “end of life” indicator (flashing red)

## Improved 3.8 Amp USB Duplex Receptacle . . . . .page 38




Now, faster and more powerful than ever, Hubbell is pleased to announce the new USB Duplex Receptacle with 3.8 amps of USB charging capacity.

Hubbell's 3.8 USB Charger leads the industry in providing more power to charge more portable devices faster. When specifying the Hubbell product, engineers and designers will now be able to assure their users the best in technology and speed. It runs cooler, lasts longer and available in the same physical one gang configuration.

The product is marked 3.8 amps. The face is changed compared to our 3.0 design, with a cleaner look, now without the molded in lines separating the USB section from the plug insert area.

**FD Boxes and Angled Adapters .....page 46**

Introducing a fully UL Listed surface mount box engineered with features that allow easy, code compliant installation of all types of devices from 15A to 50A, including metallic ground bonding bracket, threaded conduit hubs and external mounting supports. Together with an industry first 55 degree angle adapter, the combination of devices is the only code compliant 45 cu.in. solution for 50A 4 wire installations. The angle adapter can also be installed separately for panel applications.



**Hubbell Twist-Lock® Circuit Tester..... page 38**

Styled and sized like a standard Hubbell Twist-Lock® Plug. Simply plug it in and the LED back panel immediately identifies if the connections are made correctly and are in the correct position, ensuring the device is wired properly. An easy to read card is provided with the tester, to help determine if the connections are correct. This tester is compact and can easily clip onto your tool belt. The Hubbell Circuit Tester is UL and C-UL Listed.



# NEC® Receptacle Code Compliance and General Information



## Tamper-Resistant Duplex Receptacles

Comply with NEC® 406.12  
Comply with NEC® 210.52

All 125V, 15A and 20A receptacles shall be listed tamper-resistant receptacles per NEC® Article 406.12, "Tamper-Resistant Receptacles in Dwelling Units".

### Tamper-Resistant



## Weather Resistant Duplex Receptacles

Comply with NEC® 406.9

All 125V and 250V, 15A and 20A receptacles shall be listed as weather resistant type per NEC® Article 406.9, "Receptacles in Damp and Wet Locations".



### Weather Resistant



These symbols appear in this catalog for easy identification.



Interior



Exterior

## What Do These Code Requirements Mean?

**Tamper-Resistant (TR)** receptacles incorporate internal mechanisms to limit access to energized internal components.

This new TR requirement is mandatory for use in dwelling unit outlets. There are also many other applications where the use of TR receptacles can provide an additional level of electrical safety.

**Weather Resistant (WR)** receptacles installed outdoors and in other wet and damp locations are subject to more demanding temperature variations, direct sunlight and unusual mechanical abuse than those in a typical dry environment. Hubbell's WR receptacles are designed to withstand these environments and conditions.



Washdown Areas



Marinas/Docks

## Industrial and Commercial Wiring Devices and Systems

### Residential Products

### Kellems Wire Management Products

### Marine Products



#### National Electrical Manufacturers Association

NEMA promotes the competitiveness of its member companies by providing a forum for the development of technical standards that are in the best interests of the industry and the users of its products.



#### National Association of Electrical Distributors

Since 1908, NAED has served as the trade association for the electrical distribution industry. To be an NAED associate member, your company must be a manufacturer or value-added reseller.



#### Restriction of Hazardous Substances

The RoHS Directive stands for "the restriction of the use of certain hazardous substances in electrical and electronic equipment".



#### International Organization for Standardization

ISO (International Organization for Standardization) is the world's largest developer and publisher of International Standards.

# Table of Contents

Product	Page
<b>Ship-to-Shore Selection Guide</b> .....	2
<b>ELCI Interface Solutions</b> .....	4
<b>Ship-to-Shore Cable Sets and Devices</b>	
30A Twist-Lock® .....	7
50A Twist-Lock® .....	12
100A Pin and Sleeve .....	17
200A Pin and Sleeve .....	22
<b>Internationally Rated Pin and Sleeve Devices</b> .....	24
<b>Internationally Rated Twist-Lock® Devices</b> .....	24 & 25
<b>Intelligent Y Adapters</b> .....	26
<b>Adapter Selection Guide</b> .....	27
<b>Molded Straight Adapters</b> .....	28
<b>Molded Y Adapters</b> .....	29
<b>Telephone and Cable TV Devices</b> .....	30
<b>30A, 28V DC Rated</b> .....	32
<b>12V DC Rated Switches</b> .....	33
<b>15A Twist-Lock® and Straight Blade Devices</b> .....	34
<b>20A Twist-Lock® and Straight Blade Devices</b> .....	36
<b>Testers, Surge Protection and USB Charger Receptacles</b> .....	38
<b>GFCI and Portable Ground Fault Circuit Interrupters</b> .....	39
<b>Inside the Boat</b>	
Receptacles .....	40
Switches and Weatherproof Switch Plates .....	41
Wallplates .....	42
Communication Frames and Connectors .....	43
<b>Boatyard Accessory Items</b>	
Non-Metallic While-In-Use Weatherproof Covers .....	44
Marine Grade Lift Covers .....	45
Marine Grade Dockside Boxes and Covers .....	46
Lighting and Lighting Fixtures .....	47
Cord Connectors .....	47
<b>Catalog Number Index</b> .....	48

### 30 and 50 Amp Cable Sets



### 100 Amp Cable Sets and Devices



### Marine Adapters



### GFCI and USB Charger Receptacles



# Ship-to-Shore Selection Chart - Boatside

**30A  
125V AC  
2 Pole  
3 Wire**

Pages 7 to 11



HBL303NM



HBL303SS



HBL26CM13



HBL60CM33  
HBL60CM33W

**50A  
125V AC  
2 Pole  
3 Wire**

Pages 12, 13, 16



HBL503NM



HBL503SS



HBL63CM60



HBL77CM15  
HBL77CM15W

**50A  
125/250V AC  
3 Pole  
4 Wire**

Pages 14 to 16



HBL504NM



HBL504SS



HBL63CM64



HBL77CM15  
HBL77CM15W

**100A  
125/250V AC  
3 Pole  
4 Wire**

Pages 17 to 19



M4100B12R



M4100C12R

**100A  
3ØY  
4 Pole  
5 Wire**

Pages 17, 20, 21  
120/208V AC  
277/480V AC



M5100B9R  
M5100B7R



M5100C9R  
M5100C7R

**200A  
600V AC/250V DC  
50-400 Hertz  
4 Pole  
5 Wire**

Pages 22, 23



M5200BS1R



M5200CS1R

**Portable  
Telephone  
Cable TV  
Devices**

Pages 30, 31



HBLPHTVNM



HBLPHTVSS



HBLTVSS



PH6624



PH7440



# Ship-to-Shore Selection Chart - Dockside



**YC310250** - 280' (85.3m) Yellow cable only.  
**WC310280** - 280' (85.3m) White cable only.

**HBL61CM08 & HBL61CM08LED** - 50' (15.2m)  
**HBL61CM05 & HBL61CM05LED** - 35' (10.7m)  
**HBL61CM03 & HBL61CM03LED** - 25' (7.6m)  
**HBL61CM08W & HBL61CM08WLED** - 50' (15.2m)  
**HBL61CM03W & HBL61CM03WLED** - 25' (7.6m)



**HBL60CM31**  
**HBL60CM31W**



**HBL26CM11**



**HBL26CM10**



**HBL74CM25WOA**  
**HBL74CM25WOAW**



**YC306250** - 250' (76.2m) Yellow cable only.

**HBL61CM53 & HBL61CM53LED** - 50' (15.2m)  
**HBL61CM53W & HBL61CM53WLED** - 50' (15.2m)  
**HBL61CM43 & HBL61CM43LED** - 25' (7.6m)



**HBL77CM16**  
**HBL77CM16W**



**HBL63CM61**



**HBL63CM70**



**HBL77CM74WO**



**YC406250** - 250' (76.2m) Yellow cable only.

**HBL61CM52 & HBL61CM52LED** - 50' (15.2m)  
**HBL61CM42 & HBL61CM42LED** - 25' (7.6m)  
**HBL61CM52W & HBL61CM52WLED** - 50' (15.2m)  
**HBL61CM42W & HBL61CM42WLED** - 25' (7.6m)



**HBL77CM16**  
**HBL77CM16W**



**HBL63CM65**



**HBL63CM69**



**HBL77CM74WO**



**CS1004** - 100' (30.4m) 4-Wire  
**CS754** - 75' (22.8m) 4-Wire  
**CS100IT4** - 100' (30.4m) 3-Wire  
**CS75IT4** - 75' (22.8m) 3-Wire

**CW125IT4** - 125' (38.0m) One-ended cable set for winches.  
**CW100IT4** - 100' (30.4m) One-ended cable set for winches.  
**CW754** - 75' (22.8m) One-ended cable set for winches.  
**CS50EXT4** - 50' (15.2m) Extension cord.



**M4100P12**



**M4100C12**



**M4100R12**



**CS100IT5** - 100' (30.4m) 4-Wire  
**CS75IT5** - 75' (22.8m) 4-Wire

**CW125IT5** - 125' (38.0m) One-ended cable set for winches.  
**CW100IT5** - 100' (30.4m) One-ended cable set for winches.  
**CS50EXT5** - 50' (15.2m) Extension cord.



**M5100P9**  
**M5100P7**



**M5100C9**  
**M5100C7**



**M5100R9**  
**M5100R7**



**M5200PS1**



**M5200CS1**



**M5200RS1**



**PH6599** - 50' (15.2m)  
**PH6598** - 25' (7.6m)  
**PH6599W** - 50' (15.2m)  
**PH6598W** - 25' (7.6m)

**75 Ohm TV Cable**  
**TV99** - 50' (15.2m)  
**TV98** - 25' (7.6m)  
**TV99W** - 50' (15.2m)  
**TV98W** - 25' (7.6m)



**PH7440**



**PH6625**



**PH6596**



**TV97**



**PH6597TV**

# Marine Products

## ELCI Interface Solutions

30 Amp and 50 Amp

### ABYC Code Requirements

Hubbell Marine Electrical continues its tradition of innovation by developing a simple, flexible method of adapting a variety of ELCI Sensors and Breakers to our traditional Stainless Steel and Non-Metallic Shore Power Inlet Housings.

Effective July 31, 2012, ABYC, E-11.11.1, requires that "An Equipment Leakage Circuit Interrupter (ELCI) shall be installed with or in addition to the main shore power disconnect circuit breaker(s) or at the additional over current protection as required by E-11.10.2.8.3, whichever is closer to the shore power connection".

**Hubbell's family of ELCI adaptive Shore Power Inlet Kits provide a simple, flexible, low-cost solution.**

#### Kits Contain:

- Hubbell Shore Power Inlet
- Matching Shore Power Inlet Housing(s)
- Mounting Adapter Plate(s) for use with various ELCI Sensors and ELCI Breakers (not provided)
- Stainless Steel Hardware



An Equipment Leakage Circuit Interrupter (ELCI) provides 30mA ground fault protection for the entire AC shore power system beyond the ELCI



Marine Products  
**ELCI Interface Solutions**  
 30 Amp and 50 Amp


**Hubbell ELCI Adapter Kits for North Shore Safety, Ltd® PGFM Series (ELCI Marine) Sensing Module and Sensata Technologies® ELCI Breakers**

Description	Breaker	Sensor	Power Inlet	Catalog Number
30 Amp, 125 Volt Non-Metallic Inlet (HBL303NM) and (2) Non-Metallic Inlet Housings, Adapter Plates and Hardware.				<b>HBL303NMELCI</b>
30 Amp, 125 Volt Non-Metallic Inlet (HBL303NM) and (1) Non-Metallic Inlet Housing that adapts to North Shore Safety's Sensor only (no circuit breaker inlet housing), Adapter Plate and Hardware.				<b>HBL303NMELCIS</b>
30 Amp, 125 Volt Stainless Steel Inlet (HBL303SS) and (2) Stainless Steel Inlet Housings, Adapter Plates and Hardware.				<b>HBL303SSELCI</b>
30 Amp, 125 Volt Stainless Steel Inlet (HBL303SS) and (1) Stainless Steel Inlet Housing that adapts to North Shore Safety's Sensor only (no circuit breaker inlet housing), Adapter Plate and Hardware.				<b>HBL303SSELCIS</b>
50 Amp, 125/250 Volt Stainless Steel Inlet (HBL504SS) and (2) Stainless Steel Inlet Housings, Adapter Plates and Hardware.				<b>HBL504SSELCI</b>
50 Amp, 125/250 Volt Stainless Steel Inlet (HBL504SS) and (2) Stainless Steel Inlet Housing that adapts to a standard overcurrent-type circuit breaker.				<b>HBL504SSELCIH</b>
Blank Non-Metallic Inlet Housing and Hardware for mounting North Shore Safety ELCI Sensor only.				<b>HBLRRELCI</b>

Note: North Shore Safety's Sensor and Sensata Technologies Circuit Breakers (not provided) are separate devices each requiring their own blank shore power inlet interface.

# 30 Ampere, 125 Volt Cable Set

Features and Benefits



Note: Cable sets must be fully extended before using.

## Ship-to-Shore Devices



### 30A 125V Ship-to-Shore Devices

Description	Catalog Number
Stylized UV resistant non-metallic shore power inlet has white Centrex cover which makes unit weatherproof when completely closed. Interior has easy-to-wire terminations and is transparent for quick and easy visual inspection. Mounting holes are 2.38 in. (60.3) on centers and match existing mounting patterns. Mounting screws and gasket included. Protective rear enclosure/strain relief also included. <b>IP55 SUITABILITY.</b>	<b>HBL303NM</b>
Traditional, stainless steel shore power inlet has new easy-to-wire terminations. Interior is transparent for quick and easy visual inspection. Interior is shielded from the elements by a gasketed, self-closing cover, watertight when cover is screwed in place. Mounting holes are 2.38 in. (60.3) on centers. Mounting screws and gasket included. Protective rear enclosure/strain relief also included. <b>IP56 SUITABILITY.</b>	<b>HBL303SS</b>
Traditional stainless steel inlet housing; blank for attaching a circuit breaker (not included). Mounting hardware for Carling series breakers included. <b>IP56 SUITABILITY.</b>	<b>HBLCBISS</b>
Stylized non-metallic inlet housing; blank for attaching a circuit breaker (not included). Mounting hardware for Carling series breakers included. <b>IP55 SUITABILITY.</b>	<b>HBLCBINM</b>
Protective rear cover. Fits all 30A shore power inlets. Secures to back of inlets with three screws which are provided.	<b>SR3050*</b>
Replacement interior for HBL303SS and 60CM61 shore power inlets.	<b>HBL303INT</b>
Traditional Stainless steel power outlet has gasketed, self-closing cover, watertight when cover is screwed in place. Mounting holes are 2.38 in. (60.3) on centers. Mounting screws and gasket included. <b>IP56 SUITABILITY.</b>	<b>HBL303SSO</b>
Nickel plated brass adapter plate for mounting 30A traditional style shore power inlets and outlets to FS/FD box.	<b>HBL60CM75</b>

Note: \*Not UL Listed or CSA Certified.



**HBL303NM**



**HBL303SS**



**HBLCBISS**



**HBLCBINM**



**HBL303SSO**

### 30A 125V Traditional Stainless Steel Inlets

Base and cover are #316 type stainless steel for strength and corrosion resistance.

Self-closing cover assures the interior is shielded from the elements when the inlet is not in use.

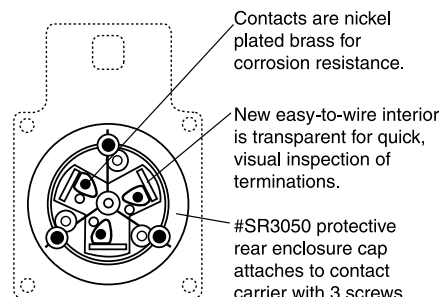
Neoprene gasket on underside of cover. For sealing when the cover is closed.

Contact blades are nickel plated brass for corrosion resistance.

New, easy-to-wire interior is transparent for quick, visual inspection of terminations and high-heat resistance.

Threaded base for making a watertight seal. When in use, it mates to the threaded ring of the weatherproof cover on the connector body. When not in use, it mates to the threaded cover.


Mounting holes are 2 $\frac{3}{8}$  in. (60.3) on center.



# 30 Ampere, 125 Volt AC Cable Sets and Bulk Cable

2 Pole, 3 Wire

Ship-to-Shore Devices



**Our 30A, 125V cable set is packed with high performance details from end to end that make a real difference. Completely factory pre-wired with molded-on devices. Designed to coil easily and lie flat.**



**HBL61CM08**



**YC310250**



## 30A 125V Shore Power Cable Set

Description	Catalog Number
Yellow 50 ft. (15.2m) vinyl jacketed shore power cable set. #10 AWG is factory pre-wired with molded-on devices. Connector end has non-metallic threaded sealing ring which makes inlet/connector interface watertight.	<b>HBL61CM08</b>
Same as HBL61CM08 except 35 ft. (10.7m) in length.	<b>HBL61CM05</b>
Same as HBL61CM08 except 25 ft. (7.6m) in length.	<b>HBL61CM03</b>
Same as HBL61CM08 except in white in color.	<b>HBL61CM08W</b>
Same as HBL61CM03 except in white in color.	<b>HBL61CM03W</b>
Yellow 250 ft. (76.2m) three conductor, #10 AWG type STW, PVC jacketed portable cord with jute fillers for added flexibility. Ideal for making cable sets, extension cord, and adapters that will not mark boat's deck. 250 ft. (76.2m) lengths only.	<b>YC310250</b>
White 280 ft. (85.3m) three conductor, #10 AWG type STW, PVC jacketed portable cord with jute fillers for added flexibility. Ideal for making cable sets, extension cord, and adapters that will not mark boat's deck. 280 ft. (85.3m) lengths only.	<b>WC310280</b>
Replacement non-metallic sealing ring for 30A cable sets and boots.	<b>RPL30P*</b>

Note: \*Not UL Listed.

# 30 Ampere, Cable Set with High Intensity LED “Power-ON” Indicator

Ship-to-Shore Cable Sets



- Bright, durable, LED (green) indicates “power-ON”.
- High intensity LED is visible—even in bright sunlight.
- Totally molded design for superior waterproofing and durability.
- Exclusive copper crimp barrel terminations for tighter connections and longer life.



Bull ring for added strain relief

Exclusive crimp termination for longer life



**IP55**  
SUITABILITY  
(Boatside)




## 30A Shore Power Cable Set with LED “Power-ON” Indicator

Description	Catalog Number
Yellow 50 ft. (15.2m) vinyl jacketed shore power cable set. #10 AWG is factory pre-wired with molded-on devices. Connector end has non-metallic threaded sealing ring which makes inlet/connector interface watertight.	<b>HBL61CM08LED</b>
Same as HBL61CM08LED except 35 ft. (10.7m) in length.	<b>HBL61CM05LED</b>
Same as HBL61CM08LED except 25 ft. (7.6m) in length.	<b>HBL61CM03LED</b>
Same as HBL61CM08LED except in white in color.	<b>HBL61CM08WLED</b>
Same as HBL61CM05LED except in white in color.	<b>HBL61CM05WLED</b>
Same as HBL61CM03LED except in white in color.	<b>HBL61CM03WLED</b>
Replacement non-metallic sealing ring for 30A cable sets and boots. Not UL Listed.	<b>RPL30P*</b>

Note: \*Not UL Listed.



Bright green LED indicates “Power-On”



Ergonomic styling

Arrows line-up

## Ship-to-Shore Devices



30A 125V  
NEMA L5-30R  
UL/CSA



HBL26CM10



HBL26CM11



HBL60CM31



HBL26CM13



HBL60CM33



HBL60CM32

### 30A 125V Ship-to-Shore Devices

Description	Catalog Number
Yellow single receptacle has Rynite® body and abuse resistant nylon face. <b>IP20 SUITABILITY.</b>	<b>HBL26CM10</b>
Yellow Insulgrip® plug has rugged nylon housing and cord grip with range of .36-.93 in. (9-24) that utilizes a unique offset jaws arrangement to provide secure strain relief. <b>IP20 SUITABILITY.</b>	<b>HBL26CM11</b>
Yellow Seal-Tite® cover for weatherproofing HBL26CM11 plugs. <b>IP44 SUITABILITY.</b> Note: Fits Insulgrip devices only.	<b>HBL60CM31+</b>
White Seal-Tite cover for weatherproofing HBL26CM11 plugs. <b>IP44 SUITABILITY.</b> Note: Fits Insulgrip devices only.	<b>HBL60CM31W+</b>
Yellow Insulgrip connector body has rugged nylon housing and cord grip with range of .36-.93 in. (9-24) that utilizes a unique offset jaws arrangement to provide secure strain relief.	<b>HBL26CM13</b>
Yellow Seal-Tite cover for weatherproofing HBL26CM13 connector bodies when used with shore power inlets. Threaded sealing ring makes connection watertight. Also for weatherproofing HBL26CM11 plug when used with HBL303SSO power outlet. <b>IP56 SUITABILITY.</b> Note: Fits Insulgrip devices only.	<b>HBL60CM33+</b>
White Seal-Tite cover for weatherproofing HBL26CM13 connector body when used with shore power inlets. Threaded sealing ring makes connection watertight. Also for weatherproofing HBL26CM11 plug when used with HBL303SSO power outlet. <b>IP56 SUITABILITY.</b> Note: Fits Insulgrip devices only.	<b>HBL60CM33W+</b>
Yellow Seal-Tite cover for weatherproofing HBL26CM13 connector bodies when used on extension cords or adapters. <b>IP44 SUITABILITY.</b> Note: Fits Insulgrip devices only.	<b>HBL60CM32+</b>
Yellow polycarbonate spring-loaded lift cover for weather-proofing old style 26CM10 receptacle. Meets the most stringent requirements of UL's three listing categories for weatherproof plates. Stainless steel screws and neoprene gasket included for mounting to FS/FD type weatherproof boxes. <b>IP44 SUITABILITY.</b>	<b>HBL74CM24WO**</b>
Same as HBL74CM24WO except gray in color. <b>IP44 SUITABILITY.</b>	<b>HBL7424WO**</b>
Yellow polycarbonate spring-loaded lift cover for weather-proofing HBL26CM10 receptacle. Meets the most stringent requirements of UL's three listing categories for weatherproof plates. Stainless steel screws and neoprene gasket included for mounting to FS/FD type weatherproof boxes. <b>IP44 SUITABILITY.</b>	<b>HBL74CM25WOA**</b>
Same as HBL74CM25WOA except white in color. <b>IP44 SUITABILITY.</b>	<b>HBL74CM25WOAW</b>
Same as HBL74CM25WOA except gray in color. <b>IP44 SUITABILITY.</b>	<b>HBL7425WOA**</b>
Stainless steel wall plate for old 26CM10.	<b>SS725</b>
Stainless steel wall plate for new HBL26CM10.	<b>SS720</b>

Note: +Boots are not UL Listed or CSA Certified.

\*\*See page 45 for accessories.

Rynite® is a registered trademark of E. I. DuPont.



## Ship-to-Shore Devices



### 30A 125V Ship-to-Shore Devices

Description	Catalog Number
Yellow Valise® plug has one-piece nylon housing and assembles easily with two screws. Built-in cord grip has range of .59-.93 in. (15.0-23.6). <b>IP20 SUITABILITY.</b>	<b>HBL26CM11V</b>
Black Valise plug for use on bass boats with trolling motor. One-piece nylon housing assembles easily with two screws. Built-in cord grip has a range of .59-.93 in. (15.0-23.6). <b>IP20 SUITABILITY.</b>	<b>HBL26CM11VB</b>
Yellow Seal-Tite® cover for weatherproofing HBL26CM11V plugs. <b>IP44 SUITABILITY.</b> Note: Fits Valise devices only.	<b>HBL60CM31V+</b>
Yellow Valise connector body has a one-piece nylon housing and assembles easily with two screws. Built-in cord grip has range of .59-.93 in. (15.0-23.6). <b>IP20 SUITABILITY.</b>	<b>HBL26CM13V</b>
Yellow Seal-Tite cover for HBL26CM13V connector body when used with shore power inlets. Threaded sealing ring makes connection watertight. <b>IP56 SUITABILITY.</b> Note: Fits Valise devices only.	<b>HBL60CM33V+</b>
Yellow Seal-Tite cover for weatherproofing HBL26CM13V connector bodies when used on extension cords or adapters. <b>IP44 SUITABILITY.</b> Note: Fits Valise devices only.	<b>HBL60CM32V+</b>
Replacement non-metallic sealing ring for 30A cable sets and boots. Not UL listed.	<b>RPL30P*</b>

Note: +Boots are not UL Listed or CSA Certified.

\*Not UL Listed.



**HBL26CM11V**



**HBL26CM11VB**



**HBL60CM31V**



**HBL26CM13V**



**RPL30P**

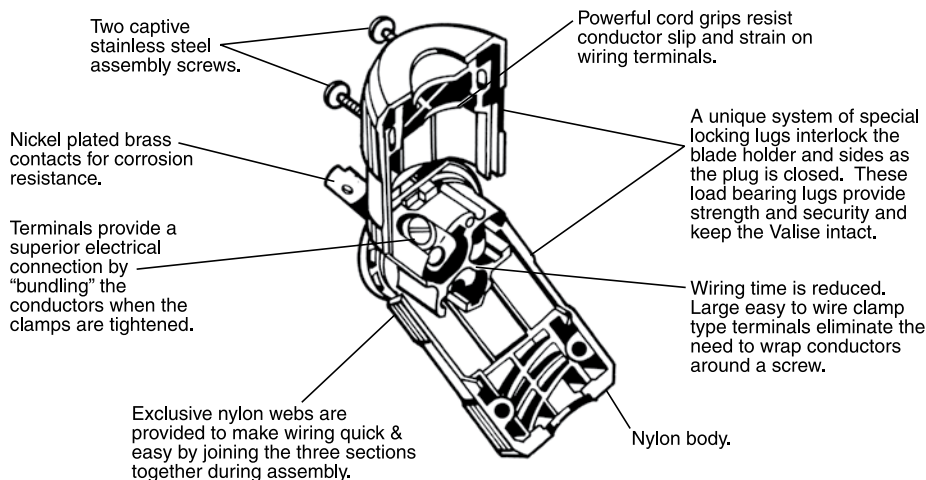


**HBL60CM33V**



**HBL60CM32V**

### Valise® Plug



## Ship-to-Shore Devices



HBL503NM



HBL503SS



HBL63CM60



HBL77CM15



HBL77CM17

### 50A 125V Ship-to-Shore Devices

Description	Catalog Number
Stylized non-metallic shore power inlet has UV resistant white Centrex cover which makes unit weatherproof when completely closed. Interior has easy to wire terminals. Mounting holes are 2.38 in. (60.3) on centers and match existing mounting patterns. Mounting screws and gasket included. <b>IP55 SUITABILITY.</b>	<b>HBL503NM</b>
Traditional stainless steel shore power inlet has gasketed, self-closing cover so interior is shielded from the elements when not in use. Watertight when cover is securely fastened. Mounting holes are 2.38 in. (60.3) on centers, and rear portion has 2.17 in. (55.1) diameter. Mounting screws and gasket included. <b>IP56 SUITABILITY.</b>	<b>HBL503SS</b>
Protective rear cover. Fits all inlets except HBL503SS. Secures to back of inlets with three screws which are provided.	<b>SR3050**</b>
Replacement interior for HBL503SS and 63CM72 shore power inlets.	<b>CR16277</b>
Nickel plated brass connector body has heat resistant thermoset interior and combination metal and rubber cord grip provides superior strain relief capability. Cord grip range is .44–1.14 in. (11.1–29.0). <b>IP20 SUITABILITY.</b>	<b>HBL63CM60</b>
Yellow Seal-Tite® cover for connector bodies when used with 50A shore power inlets. Threaded sealing ring makes connections watertight. <b>IP56 SUITABILITY.</b>	<b>HBL77CM15+</b>
White Seal-Tite cover for connector bodies when used with 50A shore power inlets. Threaded sealing ring makes connections watertight. <b>IP56 SUITABILITY.</b>	<b>HBL77CM15W+</b>
Nickel plated brass cord clamp assembly with clamp range of .44–1.14 in. (11.1–29.0) provides strain relief for terminations on shore power inlets.	<b>HBL77CM67</b>
Yellow Seal-Tite cover for weatherproofing 50A connector bodies on extension cords or adapters. <b>IP56 SUITABILITY.</b>	<b>HBL77CM17+</b>

Note: +Boots are not UL Listed or CSA Certified.  
 \*\*Not UL Listed or CSA Certified.

### 50A Traditional Stainless Steel Inlets

Base and cover are #316 type stainless steel for strength and corrosion resistance.

Contact blades are nickel plated brass for corrosion-resistance.

Pressure screw terminals for secure terminations clearly marked for easy identification.

Thermoset contact carrier is arcing and heat resistant.

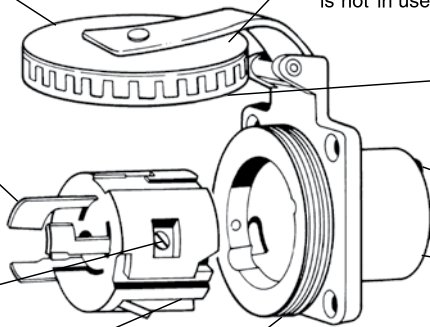
Self-closing cover is friction tight to remain open while engaging cable set and shields the interior from the elements when the inlet is not in use.

Neoprene gasket on underside of cover for sealing when the cover is closed.

Three screws "lock-in" the interior once it is in place.

Rear enclosure is nickel plated for corrosion resistance.

Threaded base for making a watertight seal. When in use, it mates to the threaded ring of the watertight cover on the connector body. When not in use, it mates to the threaded cover.



## Ship-to-Shore Devices




50A 125V



HBL61CM53  
HBL61CM53W  
HBL61CM43

### 50A 125V Ship-to-Shore Devices

Description	Catalog Number
Yellow 50 ft. (15.2m) vinyl jacketed shore power cable set. #6 AWG type STOW is completely factory pre-wired with molded-on devices. Connector end has threaded metallic sealing ring to make inlet/connector interface watertight. <b>IP54 SUITABILITY (BOATSIDE).</b>	<b>HBL61CM53</b>
Same as HBL61CM53 except with two high intensity LEDs.	<b>HBL61CM53LED**</b>
Same as HBL61CM53 except 25 ft. (7.6m) in length.	<b>HBL61CM43</b>
Same as HBL61CM43 except with two high intensity LEDs.	<b>HBL61CM43LED**</b>
Three conductor, #6 AWG type STOW, yellow PVC jacketed portable cord with jute fillers for added flexibility. Ideal for making cable sets, extension cords, and adapters will not mark boat's deck. 250 ft. (75.2m) lengths only.	<b>YC306250</b>
Nickel plated brass plug has heat resistant thermoset interior and combination metal and rubber cord grip, provides superior strain relief capability. Cord grip range is .44-1.14 in. (11.1-29.0). <b>IP20 SUITABILITY.</b>	<b>HBL63CM61</b>
Yellow Seal-Tite® cover for weatherproofing 50A plugs. <b>IP55 SUITABILITY.</b>	<b>HBL77CM16+</b>
White Seal-Tite cover for weatherproofing 50A plugs. <b>IP55 SUITABILITY.</b>	<b>HBL77CM16W+</b>
Single receptacle has a heat-resistant thermoset base. <b>IP20 SUITABILITY.</b>	<b>HBL63CM70</b>
Yellow Valox® lift cover for weatherproofing 50A receptacles. Meets requirements of the most stringent of UL's three listing categories for weatherproof plates. Stainless steel screws and a neoprene gasket included. For mounting to FS/FD type weatherproof boxes. <b>IP44 SUITABILITY.</b>	<b>HBL77CM74WO</b>
Same as HBL77CM74WO except gray in color. <b>IP44 SUITABILITY.</b>	<b>HBL7774WO</b>
Stainless steel wall plate for 50A receptacle.	<b>SS750</b>



HBL63CM61



HBL77CM16



HBL63CM70



HBL77CM74WO

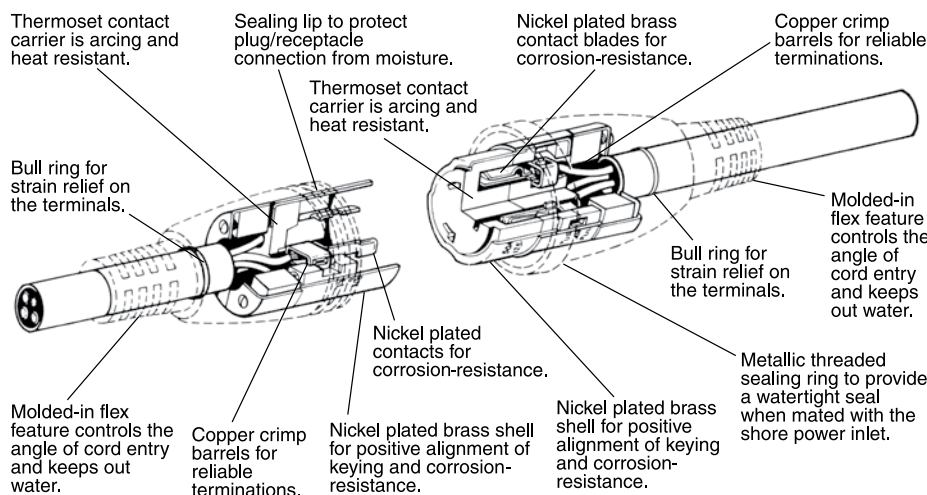


SS750

Note: +Boots are not UL Listed or CSA Certified.

\*\*See page 16 for features and benefits.

### 50A Molded Cable Sets



Valox® is a trademark of SABIC Innovative Plastics, acquired from General Electric Company.

## Ship-to-Shore Devices



### 50A 125/250V Ship-to-Shore Devices

Description	Catalog Number
<p>Stylized non-metallic shore power inlet has UV resistant white Centrex cover which makes unit weatherproof when completely closed. Interior is heat resistant thermoset material and has box lug terminals. Mounting holes are 2.38 in. (60.3) on centers and match existing mounting patterns. Mounting screws and gasket included.</p> <p><b>IP55 SUITABILITY.</b></p>	<b>HBL504NM</b>
<p>Traditional stainless shore power inlet has gasketed, self-closing cover so that the interior is shielded from the elements when not in use. It is watertight when the cover is securely fastened. The mounting holes are 2.38 in. (60.3) on centers, and the rear portion has a 2.17 in. (55.1) diameter. Mounting screws and gasket are included.</p> <p><b>IP56 SUITABILITY.</b></p>	<b>HBL504SS</b>
<p>Protective rear cover. Fits all inlets except HBL504SS. Secures to back of inlets with three screws which are provided.</p>	<b>SR3050**</b>
<p>Replacement interior for 63CM74 and HBL504SS power inlets.</p>	<b>CR16279**</b>
<p>Nickel plated brass connector body has a heat resistant thermoset interior and combination metal and rubber cord grip, which provides superior strain relief capability. Cord grip range is .44–1.14 in. (11.1–29.0). <b>IP20 SUITABILITY.</b></p>	<b>HBL63CM64</b>
<p>Yellow Seal-Tite® cover for connector bodies when used with 50A shore power inlets. Threaded sealing ring makes connections watertight. <b>IP56 SUITABILITY.</b></p>	<b>HBL77CM15+</b>
<p>White Seal-Tite cover for connector bodies when used with 50A shore power inlets. Threaded sealing ring makes connections watertight. <b>IP56 SUITABILITY.</b></p>	<b>HBL77CM15W+</b>
<p>Nickel plated brass cord clamp assembly with clamp range of .44–1.14 in. (11.1–29.0) provides strain relief for terminations on shore power inlets.</p>	<b>HBL77CM67</b>
<p>Yellow Seal-Tite cover for weatherproofing 50A connector bodies on extension cords or adapters. <b>IP55 SUITABILITY.</b></p>	<b>HBL77CM17+</b>

Note: +Boots are not UL Listed or CSA Certified.

\*\*Not UL Listed or CSA Certified.



HBL504NM



HBL504SS



HBL63CM64



HBL77CM15



HBL77CM17

### 50A Traditional Stainless Steel Inlets

Base and cover are #316 type stainless steel for strength and corrosion resistance.

Contact blades are nickel plated brass for corrosion-resistance.

Pressure screw terminals for secure terminations clearly marked for easy identification.

Thermoset contact carrier is arcing and heat resistant.

Self-closing cover is friction tight to remain open while engaging cable set and shields the interior from the elements when the inlet is not in use.

Neoprene gasket on underside of cover for sealing when the cover is closed.

Three screws "lock-in" the interior once it is in place.

Rear enclosure is nickel plated for corrosion resistance.

Threaded base for making a watertight seal. When in use, it mates to the threaded ring of the watertight cover on the connector body. When not in use, it mates to the threaded cover.

## Ship-to-Shore Devices




### 50A 125/250V Ship-to-Shore Devices

Description	Catalog Number
Yellow 50 ft. (15.2m) vinyl jacketed shore power cable set, #6 AWG type STOW is completely factory pre-wired with molded-on devices. The connector end has a metallic threaded sealing ring for making the inlet/connector interface watertight. <b>IP56 SUITABILITY (BOATSIDE).</b>	<b>HBL61CM52</b>
Same as HBL61CM52 except with two high intensity LEDs.	<b>HBL61CM52LED**</b>
Same as HBL61CM52 except white in color.	<b>HBL61CM52W</b>
Same as HBL61CM52W except with two high intensity LEDs.	<b>HBL61CM52WLED**</b>
Yellow 25 ft. (7.6m) vinyl jacketed shore power cable set, #6 AWG type STOW is completely factory pre-wired with molded-on devices. The connector end has a metallic threaded sealing ring for making the inlet/connector interface watertight. <b>IP56 SUITABILITY (BOATSIDE).</b>	<b>HBL61CM42</b>
Same as HBL61CM42 except with two high intensity LEDs.	<b>HBL61CM42LED**</b>
Same as HBL61CM42 except white in color.	<b>HBL61CM42W</b>
Same as HBL61CM42W except with two high intensity LEDs.	<b>HBL61CM42WLED**</b>
Four conductor, #6 AWG type STOW, yellow PVC jacketed portable cord with jute fillers for added flexibility is ideal for making cable sets, extension cords, and adapters that will not mark the boats deck. Available in 250 ft. (76.2m) lengths only.	<b>YC406250</b>
Nickel plated brass plug has a heat resistant thermoset interior and combination metal and rubber cord grip, which provides superior strain relief capability. Cord grip range is .44–1.14 in. (11.1–29.0). <b>IP20 SUITABILITY.</b>	<b>HBL63CM65</b>
Yellow Seal-Tite® cover for weatherproofing 50A plugs. <b>IP55 SUITABILITY.</b>	<b>HBL77CM16+</b>
White Seal-Tite® cover for weatherproofing 50A plugs. <b>IP55 SUITABILITY.</b>	<b>HBL77CM16W+</b>
Single receptacle has a heat resistant thermoset base. <b>IP20 SUITABILITY.</b>	<b>HBL63CM69</b>
Yellow Valox® lift cover for weatherproofing 50A receptacles. Meets requirements of the most stringent of UL's three listing categories for weatherproof plates. Stainless steel screws and a neoprene gasket included. For mounting to FS/FD type weatherproof boxes. <b>IP44 SUITABILITY.</b>	<b>HBL77CM74WO</b>
Same as HBL77CM74WO except gray in color. <b>IP44 SUITABILITY.</b>	<b>HBL7774WO</b>
Stainless steel wall plate for 50A receptacle.	<b>SS750</b>

Note: +Boots are not UL Listed or CSA Certified.  
 \*\*See page 16 for features and benefits.



**HBL61CM52**  
**HBL61CM52W**  
**HBL61CM42**  
**HBL61CM42W**



**HBL63CM65**



**HBL77CM16**



**HBL63CM69**

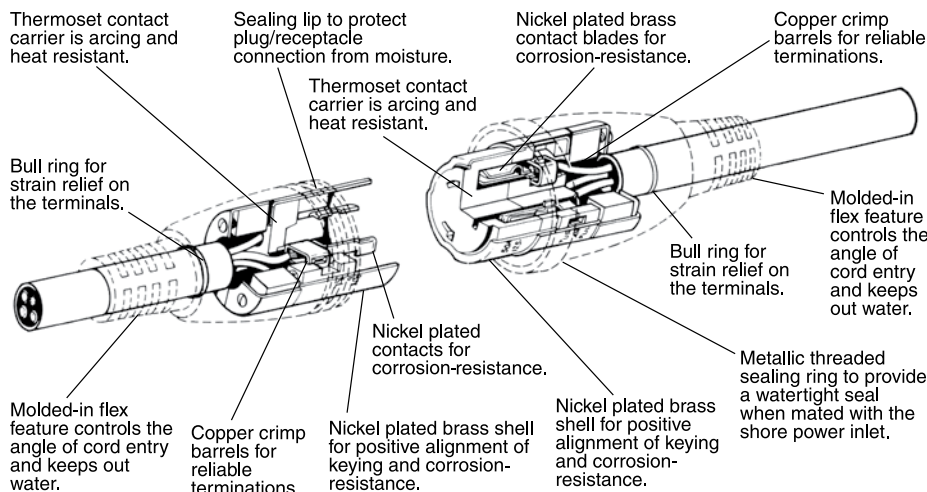


**HBL77CM74WO**



**SS750**

### 50A Molded Cable Sets



Valox® is a trademark of SABIC Innovative Plastics, acquired from General Electric Company.

# 50 Ampere, Cable Set with Two High Intensity LEDs: “Power-ON” and “Incorrect Wiring” Indicators

## Ship-to-Shore Cable Sets



- Two bright, durable, LEDs. GREEN indicates “Power-ON” and RED indicates “Incorrect Wiring” at the power source.
- High intensity LEDs are visible—even in bright sunlight.
- Totally molded design for superior waterproofing and durability.
- Exclusive copper crimp barrel terminations for tighter connections and longer life.



Bull ring for added strain relief

Exclusive crimp termination for longer life




**IP56**  
SUITABILITY  
(Boatside)



### 50A Shore Power Cable Set with Two LED Indicators

Description	Catalog Number	
Yellow 50 ft. (15.2m) vinyl jacketed shore power cable set, #6 AWG type STOW is completely factory pre-wired with molded-on devices. The connector end has a metallic threaded sealing ring for making the inlet/connector interface watertight.	<b>HBL61CM53LED</b>	<b>HBL61CM52LED</b>
Same as HBL61CM52LED except 25 ft. (7.6m) in length.	<b>HBL61CM43LED</b>	<b>HBL61CM42LED</b>
Same as HBL61CM42LED except white in color.	—	<b>HBL61CM42WLED</b>



# 100 Ampere, 125/250 Volt and 3ØY 120/208 Volt Ship-to-Shore Cable Sets



- Hubbell Marine was the first to offer 100 amp marine grade devices that are considered second to none.
- Hubbell developed the standard for 100 amp Pin and Sleeve devices with the National Electric Code and the American Boat and Yacht Council.
- Only Hubbell offers 3, 4 and 5 wire 100 amp cable sets for your shore power requirements.
- Cable sets manufactured in factory-controlled conditions using specially compounded cable to accommodate a full 100 amp.

Features	Benefits
Factory assembled.	Reliable and consistent terminations.
100 Amp Pin and Sleeve devices	Rugged, watertight, UL listed, ABYC compliant, corrosion-resistant
UL Listed cable.	High visibility yellow, STOW cable, 105°C rated, and UL listed.
Breadth of line.	Available in 75, 100, and 125 ft. lengths with and without a neutral. Fifty foot extension cords also available.
100% inspection.	Each cable set is tested to ensure quality performance.

**IP56**  
SUITABILITY



100A  
125/250V AC



100A 3ØY  
120/208V AC

## 100A Ship-to-Shore Cable Sets

Description	Catalog Number	
Yellow 75 ft. (22.8m) corrosion-resistant shore power cable set, 105°C rated, #2 AWG, (no neutral), STOW cable with plug and connector body for use with boats with isolation transformer on board.	<b>CS75IT4*</b>	<b>CS75IT5</b>
Same as above except 100 ft. (30.4m) in length.	<b>CS100IT4</b>	<b>CS100IT5</b>
Yellow 75 ft. (22.8m) corrosion-resistant shore power cable set, 105°C rated, #2 AWG, STOW cable.	<b>CS754</b>	—
Same as CS754/5 except 100 ft. (30.4m) in length.	<b>CS1004</b>	—
Yellow 50 ft. (15.2m) corrosion-resistant extension cord, 105°C rated, #2 AWG, STOW cable. For mating with existing shore power cable set.	<b>CS50EXT4</b>	<b>CS50EXT5</b>
Yellow 75 ft. (22.8m) corrosion-resistant one-ended (male only) power supply cable, 105°C rated, #2 AWG, STOW cable with 3 pole 4 wire male plug only; for use with boats using a cable winch system.	<b>CW754</b>	—
Yellow 100 ft. (30.4m) corrosion-resistant one-ended (male only) power supply cable, 105°C rated, #2 AWG, (no neutral) STOW cable with male plug only; for use with boats with isolation transformer on board and a cable winch system.	<b>CW100IT4</b>	<b>CW100IT5</b>
Same as CW100IT4/5 except 125 ft. (38.0m) in length.	<b>CW125IT4</b>	<b>CW125IT5</b>
Same as CW100IT4/5 except white in color.	<b>CW100IT4W</b>	—



**CS75IT4**

Note: Periodic cleaning and lubrication (such as LPS-1® made by Holt Lloyd Corp.) of the pins and sleeves of these devices is necessary to enjoy years of optimal use.  
\*Also available in white, consult factory.



## Ship-to-Shore Devices



100A  
125/250V AC

### 100A 125/250V Ship-to-Shore Devices

Description	Catalog Number
Gray nylon shore power inlet has gasketed, spring-loaded cover which closes automatically when not in use and is watertight when securely fastened. Mounting holes are 4.88 in. (123.8) on centers and rear portion has 3.94 in. (100.0) diameter. Mounting screws and gasket included. <b>IP56 SUITABILITY.</b>	<b>M4100B12R</b>
Yellow Zytel® super tough nylon watertight connector body has gasketed locking ring to make inlet/connector interface watertight. Cord grip range is 1.06–1.94 in. (26.9–49.3). Note: This device mates with shore power inlet only. <b>IP56 SUITABILITY.</b>	<b>M4100C12R</b>
15° angle cast aluminum back box has corrosion-resistant gray finish and top hub with 1½ in. NPT 100A receptacles can be mounted directly to it.	<b>BB1001W</b>
Same as BB1001W except threaded top hub is 2 in. NPT.	<b>BB1002W</b>
15° angle non-metallic back box, made of high-grade engineered thermoplastic Valox® to resist chemicals, abuse and U.V. rays. Has integral grounding plate, 1½ in. NPT hub size and 120 cu. in. capacity (hub is not included - Raco part number 1706 is recommended). <b>IP57 SUITABILITY.</b>	<b>BB100N</b>



**M4100B12R**



**M4100C12R**



**BB1001W**  
**BB1002W**



**BB100N**

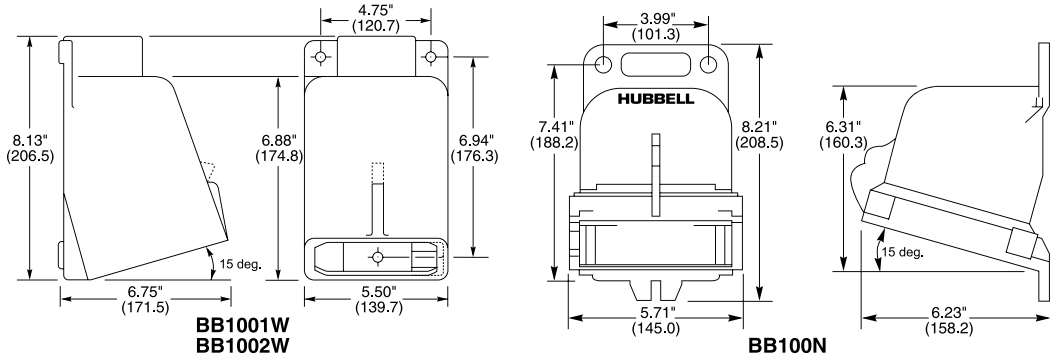


**CA100**

### Replacement Parts

Description	Catalog Number
Replacement lift cover assembly; includes cover, arm and assembly tool.	<b>CA100</b>
Replacement locking ring and cord clamp.	<b>CC100</b>
Replacement locking ring only.	<b>LR100</b>

Note: Periodic cleaning and lubrication (such as LPS-1® made by Holt Lloyd Corp.) of the pins and sleeves of these devices is necessary to enjoy years of optimal use.

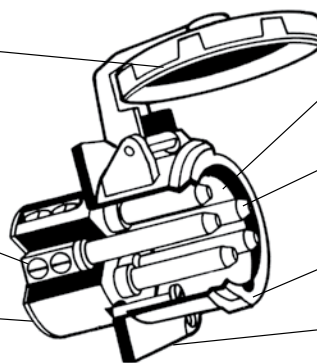


### Shore Power Inlet

The gasketed, self-closing cover is keyed to normally seat in a position that provides a weatherproof seal. Simply rotating the cover and locking it makes it watertight.

The terminals are clearly identified with large markings for easy recognition.

High impact thermoset contact carrier is arcing and heat resistant.



The device is marked with its catalog number and rating for easy identification.

Nickel plated solid brass pins provide for long life and reliable electrical contact in corrosive environments.

Special keying makes proper alignment of mating devices quick and easy.

Nylon housing provides increased safety and abuse resistance.

Dimensions in Inches (mm)

Zytel® is a registered trademark of E.I. DuPont.

Valox® is a trademark of SABIC Innovative Plastics, acquired from General Electric Company.



## Ship-to-Shore Devices



### 100A 125/250V Ship-to-Shore Devices

Description	Catalog Number
Yellow Zytel® super tough nylon watertight plug has gasketed locking ring to make plug/receptacle interface watertight. Cord grip range is 1.06–1.94 in. (26.9–49.3). <b>IP56 SUITABILITY.</b>	<b>M4100P12</b>
Gray nylon dockside receptacle has gasketed, spring-loaded cover. Closes automatically when not in use and is watertight when securely fastened. Mounting holes are 4.88 in. (123.8) on centers. Mounting screws and gasket included. <b>IP56 SUITABILITY.</b>	<b>M4100R12</b>
Yellow Zytel® super tough nylon watertight connector body for mating plug to connector interface on extension cords or adapters. Cord grip range is 1.06–1.94 in. (26.9–49.3). Note: It cannot be mated to the shore power inlet. <b>IP56 SUITABILITY.</b>	<b>M4100C12</b>
Back box for inlets and receptacles has 15° angle section which can be installed in any of 4 positions. Box is cast aluminum with corrosion-resistant gray alkyl-based enamel finish and 1½ in. NPT hub which can be mounted for either top or bottom feed. <b>IP56 SUITABILITY.</b>	<b>FW60100</b>
Closure Cap for 100A plugs and connector bodies that (do not have a cap attached) have locking rings.	<b>PC100</b>



**M4100P12**



**M4100R12**

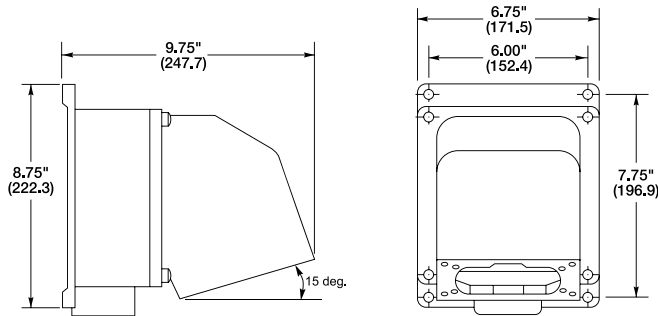


**M4100C12**

### Replacement Parts

Description	Catalog Number
Replacement lift cover assembly; includes cover, arm and assembly tool.	<b>CA100</b>
Replacement locking ring and cord clamp.	<b>CC100</b>
Replacement locking ring only.	<b>LR100</b>

Note: Periodic cleaning and lubrication (such as LPS-1® made by Holt Lloyd Corp.) of the pins and sleeves of these devices is necessary to enjoy years of optimal use.

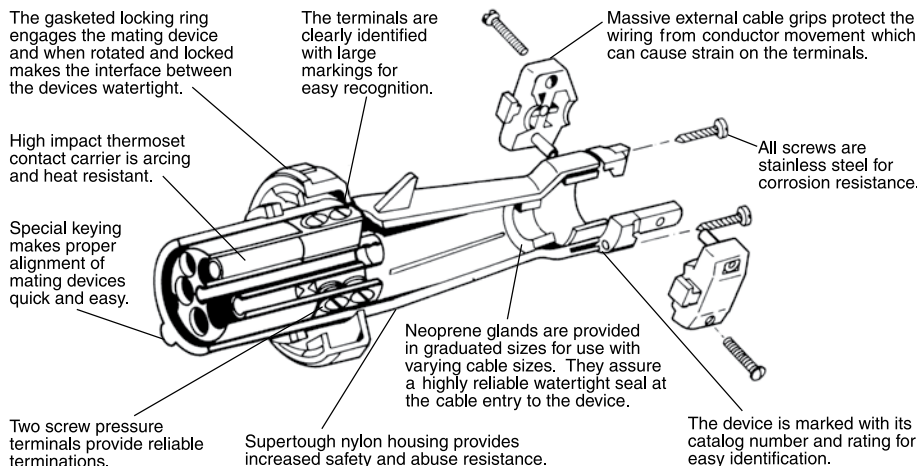


**FW60100**



**FW60100**

### 100A Connector Body



**PC100**



**CA100**

Zytel® is a registered trademark of E.I. DuPont.

Dimensions in Inches (mm)

## Ship-to-Shore Devices



M5100B9R



M5100C9R



BB1001W  
BB1002W



BB100N



CA100

### 100A 3ØY 120/208V and 100A 3ØY 277/480V



100A 3ØY  
120/208V AC



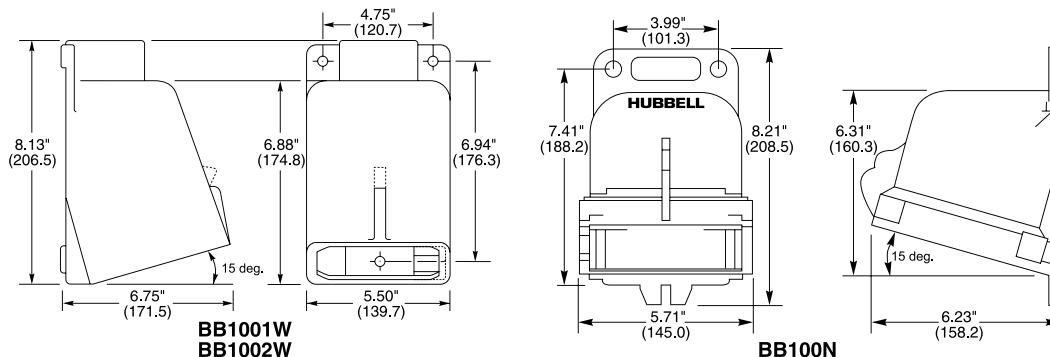
100A 3ØY  
277/480V AC

Description	Catalog Number	Catalog Number
Gray nylon shore power inlet has gasketed, spring-loaded cover which closes automatically when not in use and is watertight when securely fastened. Mounting holes are 4.88 in. (123.8) on centers and rear portion has 3.94 in. (100.0) diameter. Mounting screws and gasket included. <b>IP56 SUITABILITY.</b>	<b>M5100B9R</b>	<b>M5100B7R</b>
Yellow Zytel® super tough nylon watertight connector body has gasketed locking ring to make inlet/connector interface watertight. Cord grip range is 1.06–1.94 in. (26.9–49.3). Note: This device mates with shore power inlet only. <b>IP56 SUITABILITY.</b>	<b>M5100C9R</b>	<b>M5100C7R</b>
15° angle cast aluminum back box has corrosion-resistant gray finish and top hub with 1½ in. NPT 100A receptacles can be mounted directly to it.	<b>BB1001W</b>	<b>BB1001W</b>
Same as BB1001W except threaded top hub is 2 in. NPT.	<b>BB1002W</b>	<b>BB1002W</b>
15° angle non-metallic back box, made of high-grade engineered thermoplastic Valox® to resist chemicals, abuse and U.V. rays. Has integral grounding plate, 1½ in. NPT hub size and 120 cu. in. capacity (hub is not included - Raco part number 1706 is recommended). <b>IP57 SUITABILITY.</b>	<b>BB100N</b>	<b>BB100N</b>

### Replacement Parts

Description	Catalog Number	Catalog Number
Replacement lift cover assembly; includes cover, arm and assembly tool.	<b>CA100</b>	<b>CA100</b>
Replacement locking ring and cord clamp.	<b>CC100</b>	<b>CC100</b>
Replacement locking ring only.	<b>LR100</b>	<b>LR100</b>

Note: Periodic cleaning and lubrication (such as LPS-1® made by Holt Lloyd Corp.) of the pins and sleeves of these devices is necessary to enjoy years of optimal use.

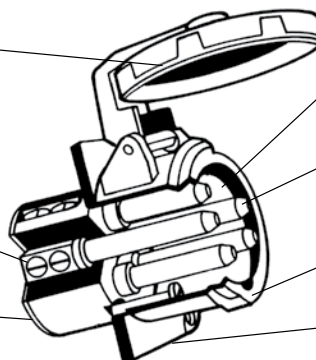


### Shore Power Inlet

The gasketed, self-closing cover is keyed to normally seat in a position that provides a weatherproof seal. Simply rotating the cover and locking it makes it watertight.

The terminals are clearly identified with large markings for easy recognition.

High impact thermoset contact carrier is arcing and heat resistant.



The device is marked with its catalog number and rating for easy identification.

Nickel plated solid brass pins provide for long life and reliable electrical contact in corrosive environments.

Special keying makes proper alignment of mating devices quick and easy.

Nylon housing provides increased safety and abuse resistance.

Dimensions in Inches (mm)

Valox® is a trademark of SABIC Innovative Plastics, acquired from General Electric Company. Zytel® is a registered trademark of E.I. DuPont.

## Ship-to-Shore Devices

### 100A 3ØY 120/208V and 100A 3ØY 277/480V

Description	Catalog Number	
Yellow Zytel® super tough nylon watertight plug has gasketed locking ring to make plug/receptacle interface watertight. Cord grip range is 1.06–1.94 in. (26.9–49.3). <b>IP56 SUITABILITY.</b>	<b>M5100P9</b>	<b>M5100P7</b>
Gray nylon dockside receptacle has gasketed, spring-loaded cover. Closes automatically when not in use and is watertight when securely fastened. Mounting holes are 4.88 in. (123.8) on centers. Mounting screws and gasket included. <b>IP56 SUITABILITY.</b>	<b>M5100R9</b>	<b>M5100R7</b>
Yellow Zytel® super tough nylon watertight connector body for making plug to connector interface on extension cords or adapters. Cord grip range is 1.06–1.94 in. (26.9–49.3). Note: It cannot be mated to the shore power inlet. <b>IP56 SUITABILITY.</b>	<b>M5100C9</b>	<b>M5100C7</b>
Back box for inlets and receptacles has 15° angle section which can be installed in any of 4 positions. Box is cast aluminum with corrosion resistant gray alkyl-based enamel finish and 1½ in. NPT hub which can be mounted for either top or bottom feed. <b>IP56 SUITABILITY.</b>	<b>FW60100</b>	<b>FW60100</b>
Closure Cap for 100A plugs and connector bodies that (do not have a cap attached) have locking rings.	<b>PC100</b>	<b>PC100</b>



100A 3ØY  
120/208V AC



100A 3ØY  
277/480V AC



M5100P9



M5100R9

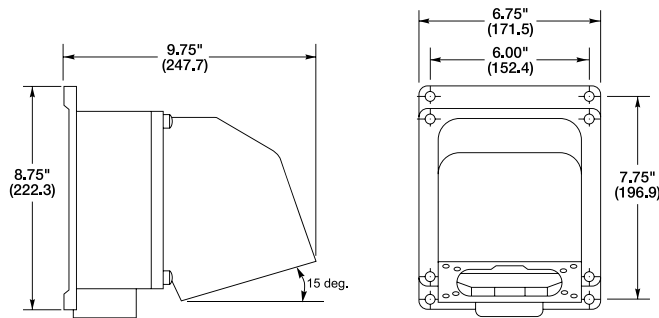


M5100C9

## Replacement Parts

Description	Catalog Number	
Replacement lift cover assembly; includes cover, arm and assembly tool.	<b>CA100</b>	<b>CA100</b>
Replacement locking ring and cord clamp.	<b>CC100</b>	<b>CC100</b>
Replacement locking ring only.	<b>LR100</b>	<b>LR100</b>

Note: Periodic cleaning and lubrication (such as LPS-1® made by Holt Lloyd Corp.) of the pins and sleeves of these devices is necessary to enjoy years of optimal use.

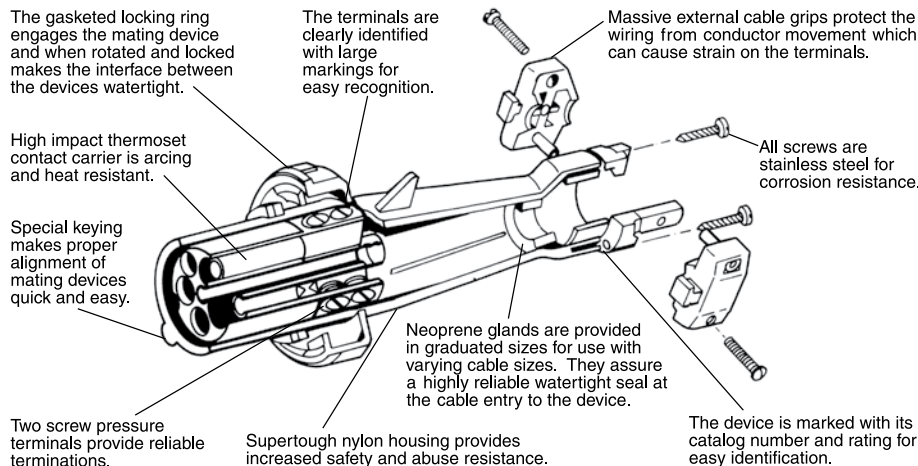


FW60100



FW60100

## 100A Connector Body



PC100



CA100

Zytel® is a registered trademark of E.I. DuPont.

Dimensions in Inches (mm)

## Ship-to-Shore Devices



Hubbell was the first to offer a UL Listed 100 Amp Marine Ship-To-Shore System... and now, we are the first to offer a UL Listed 200 Amp Marine Ship-To-Shore System.

The only 200 Amp-rated Ship-to-Shore System - built specifically for Mega-Yachts.

- Type 3,4, 4X Rated per UL50 standard for superior water resistance.
- UL Listed and CSA Certified.
- Interchangeable with other "UL1686 Series C1" Listed devices.
- Terminal screws feature swivel/pressure pads to secure, and prevent damage to conductors strands.
- Cable clamp captures cable at four points, provides superior retention.
- Housing is made of copper-free aluminum with an electrostatically applied epoxy/polyester finish.
- Accepts a cord range of #1 AWG – 250 MCM.
- Pins and Sleeves are made of nickel-plated Tellurium copper for superior corrosion and heat resistance.

Hubbell 200 Amp devices are listed to UL 1682 and UL Classified for the mating and operation of 200 Amp devices. Mates with Cooper® Crouse-Hinds® Arktite® or Appleton® Powertite® (when installed in accordance with instructions furnished with device).



M5200BS1R



200A  
600V AC/250V DC

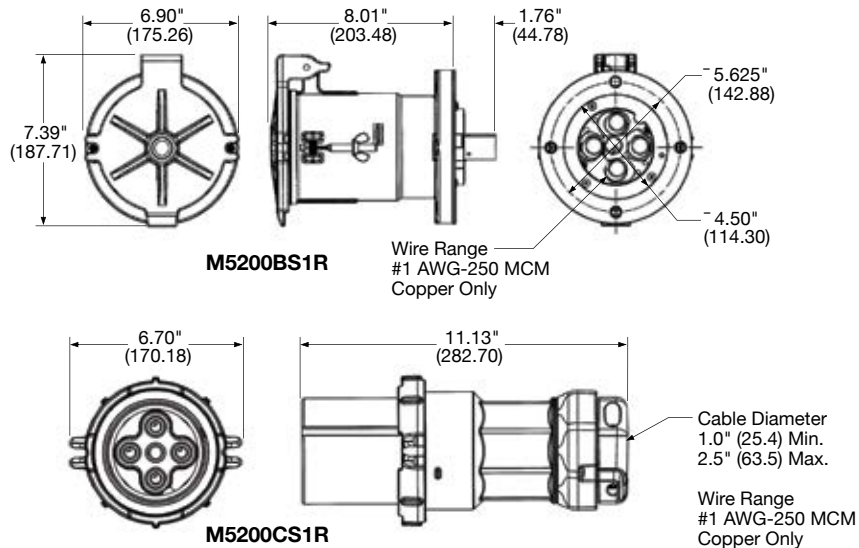
### 200A 600V Ship-to-Shore Devices

Description	Catalog Number
Gray metallic watertight shore power inlet with wingnut-secured lid for water tightness when not in use.	<b>M5200BS1R</b>
Gray/yellow metallic watertight connector body with locking ring to make inlet/connector body interface watertight. Cord grip range is #1 AWG-250 MCM 1.00-2.5 in. (25.4-6.35).	<b>M5200CS1R</b>



M5200CS1R

### Dimensions



Dimensions in Inches (mm)

Appleton® and Powertite® are registered trademarks of Appleton Electric Company  
Cooper Crouse-Hinds® and Arktite® are registered trademarks of Cooper Industries, Inc

## Ship-to-Shore Devices



200A  
600V AC/250V DC

### 200A 125/250V Ship-to-Shore Devices

Description	Catalog Number
Gray/yellow metallic watertight plug with locking ring to make plug/receptacle interface watertight. Cord grip range is #1 AWG-250 MCM 1.00-2.5 in. (25.4-6.35).	<b>M5200PS1</b>
Gray metallic, watertight dockside receptacle with wing nut-secured lid for water tightness when not in use.	<b>M5200RS1</b>
Gray/yellow metallic watertight connector body with wing nut-secured lid for water tightness when not in use. For making plug/connector body interface on extension cords or adapters.	<b>M5200CS1</b>
Gray metallic Back Box for inlets and receptacles has 45° angle section which can be installed in any of 4 positions, 2 in. NPT hub.	<b>MB2003W</b>
Gray metallic back box – same as above but 2½ in. NPT hub.	<b>MB2004W</b>



**M5200PS1**



**M5200RS1**

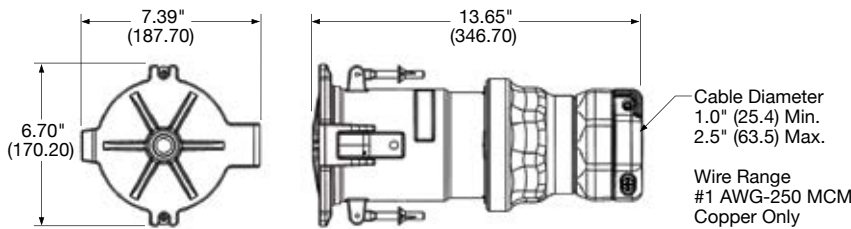


**M5200CS1**

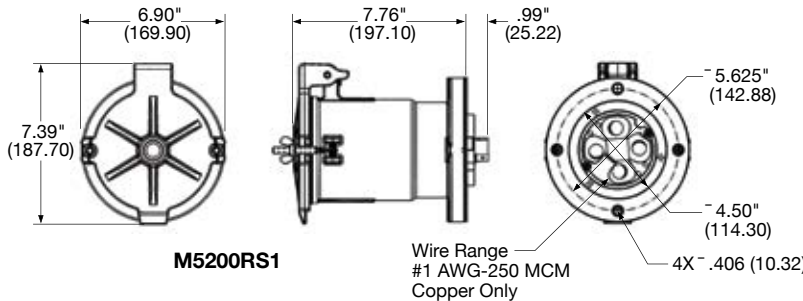


**MB2003W**

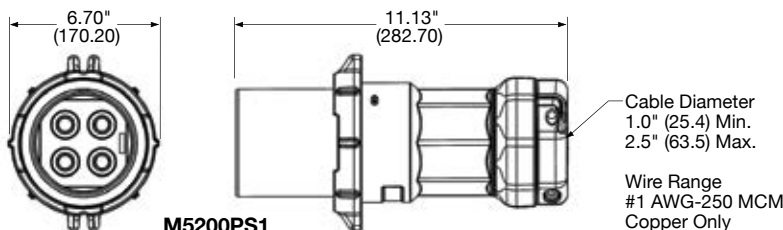
## Dimensions



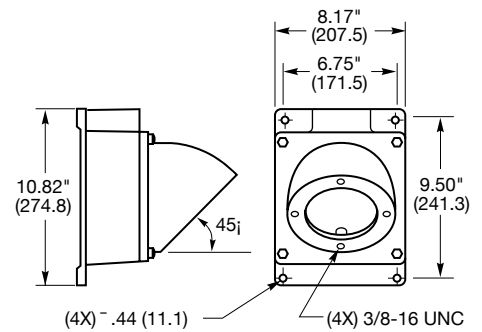
**M5200CS1**



**M5200RS1**



**M5200PS1**



**MB2003W**

Dimensions in Inches (mm)

# Internationally Rated Devices

16, 32, 63 Ampere, 240 Volt



**HBL316NM  
HBL332NM**



**HBL316SSX  
HBL332SSX**



**HBL316CSW25  
HBL316CSW  
HBL332CSW**



**HBL316CRCX  
HBL332CRCX**



**HBL60CM33  
HBL60CM33W**



**HBL316R6W**



**HBL316B6W**



**HBL316C6W**



**HBL316P6W**

Hubbell offers the only CE certified electrical shore power system truly dedicated for boats destined for Europe and the International community. Hubbell's offering of international shore power inlets are available in traditional 316 stainless steel and attractive white non-metallic types resembling our domestic offering in style and appearance but are not interchangeable with the domestic shore power system.

Utilizing standard NEMA (National Electrical Manufacturer's Association) configurations not typically used in the marine market, Hubbell can offer a safe and non-interchangeable 16 Amp 230 Volt system and 32 Amp 230 Volt system for use with 50 cycle systems. The system includes white power supply cables (one-end, female only) in both the 16 Amp and 32 Amp categories.

## Twist-Lock® Devices, Ship-To-Shore Power System

Description	16A 230V	32A 230V, 50 Cycle
Non-metallic, white, stylized, UV resistant shore power inlet. White Centrex cover makes the inlet weatherproof when closed. Mounting holes are 2.38 in. (60.3) on centers and match most existing mounting patterns. Rear enclosure strain/relief cap is provided. <b>IP55 SUITABILITY.</b>	<b>HBL316NM</b>	<b>HBL332NM</b>
Traditional, stainless steel shore power inlet has new easy-to-wire terminations. Interior is transparent for quick and easy visual inspection. Interior is shielded from the elements by a gasketed, self-closing cover, watertight when cover is screwed in place. Mounting holes are 2.38 in. (60.3) on centers. Mounting screws and gasket included. Protective rear enclosure/strain relief also included. <b>IP56 SUITABILITY.</b>	<b>HBL316SSX</b>	<b>HBL332SSX</b>
25 ft. (7.6m) white, vinyl jacketed power supply cord with female (boat side) end only; other end blunt cut. <b>IP56 SUITABILITY.</b>	<b>HBL316CSW25</b>	-
50 ft. (15.2m) white, vinyl jacketed power supply cord with female (boat side) end only; other end blunt cut.	<b>HBL316CSW</b>	<b>HBL332CSW</b>
Yellow locking connector replacement end for HBL316CSW25 and HBL316CSW. <b>IP20 SUITABILITY.</b>	<b>HBL316CRCX</b>	<b>HBL332CRCX</b>
White Seal-Tite® cover with threaded sealing ring for use with HBL316CRC and HBL332CRC connector bodies. <b>IP56 SUITABILITY.</b>	<b>HBL60CM33W</b>	<b>HBL60CM33W</b>
White Seal-Tite® cover with threaded sealing ring for use with HBL316CRC and HBL332CRC connector bodies. <b>IP56 SUITABILITY.</b>	<b>HBL60CM33</b>	<b>HBL60CM33</b>

## Pin and Sleeve Devices, Rated in Either 16A, 32A or 63A, 240V, 2 Pole Plus Earth (≡)



Description	16A 240V	32A 240V	63A 240V
Shore power inlet with mounting holes 3.13 in. (79.3) on centers and 2.72 in. (69.1) diameter on rear portion.	<b>HBL316B6W</b>	<b>HBL332B6W</b>	<b>HBL363B6W</b>
Connector body with cord grip range of .36-.83 in. (9.1-21.1).	<b>HBL316C6W</b>	<b>HBL332C6W</b>	<b>HBL363C6W</b>
Shore power receptacle with mounting holes 3.13 in. (79.3) on centers and 2.72 in. (69.1) diameter on rear portion.	<b>HBL316R6W</b>	<b>HBL332R6W</b>	<b>HBL363R6W</b>
Plug with cord grip range of .36-.83 in. (9.1-21.1).	<b>HBL316P6W</b>	<b>HBL332P6W</b>	<b>HBL363P6W</b>
Closure plug for HBL316B6W.	<b>PC320*</b>	<b>PC3430*</b>	<b>PC60*</b>
Back box for inlets and receptacles is cast aluminum with corrosion-resistant alkyd-based enamel finish and two ¼ in. NPT hubs.	<b>BB201W</b>	<b>BB301W</b>	<b>BB601W</b>
Feed-thru box for inlets and receptacles is cast aluminum with corrosion-resistant alkyd-based enamel finish and one ¼ in. NPT hubs.	<b>FT202W</b>	-	<b>FW60100</b>

Note: \*Not CSA Certified.

# Internationally Rated Twist-Lock® Devices

16, 32 Ampere, 230 Volt



## Safe Non-Interchangeable Solutions

Hubbell, the only manufacturer of CE certified 16 Amp and 32 Amp, Shore Power Systems dedicated to the International boating community, now offers a 63 Amp Shore Power System.

Hubbell's 63 Amp System is of similar traditional marine styling, but, similar to Hubbell's 16 and 32 Amp systems, are not interchangeable with U.S. Shore Power Systems – offering a safe, stylish 63 Amp system built to the same high quality standards you've come to expect from Hubbell.



### 63A 230V Ship-To-Shore Power Systems

Description	Catalog Number
Traditional, stainless steel shore power inlet, including higher-quality metal threads, heat-resistant thermoset interior and box lug terminals. <b>IP56 SUITABILITY.</b>	<b>HBL363SSX</b>
Nickel plated brass plug with heat-resistant thermoset interior and box lug terminals cord grip range is .44 – 1.14 in. (11.1 - 29.0). <b>IP55 SUITABILITY.</b>	<b>HBL363CRP</b>
Nickel plated brass connector body with heat-resistant thermoset interior and box lug terminals. Cord grip range is .44 – 1.14 in. (11.1 - 29.0). <b>IP55 SUITABILITY.</b>	<b>HBL363CRC</b>
Single receptacle with heat-resistant thermoset base. <b>IP20 SUITABILITY.</b>	<b>HBL363CRR</b>
Yellow Seal-Tite® cover for connector bodies when used with 63A shore power inlets. Stainless steel threaded sealing ring makes connections watertight. <b>IP56 SUITABILITY.</b>	<b>HBL77CM15</b>
Same as HBL77CM15 except white in color.	<b>HBL77CM15W</b>
Yellow Seal-Tite® cover for 63A plugs. <b>IP55 SUITABILITY.</b>	<b>HBL77CM16</b>
Same as HBL77CM16 except white in color.	<b>HBL77CM16W</b>



HBL363SSX



HBL363CRP



HBL363CRC



HBL363CRR



HBL77CM15

### 63A Internationally Rated Stainless Steel Inlets

Base and Cover  
#316 type stainless steel  
for strength and corrosion  
resistance

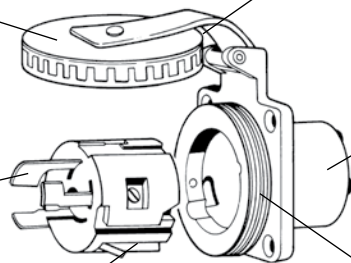
Self-closing Cover  
Friction tight to remain open while  
engaging cable set and shields the  
interior from the elements when  
the inlet is not in use

Contact Blades  
Nickel plated brass for  
corrosion resistance

Corrosion-resistant  
Rear enclosure is  
nickel plated

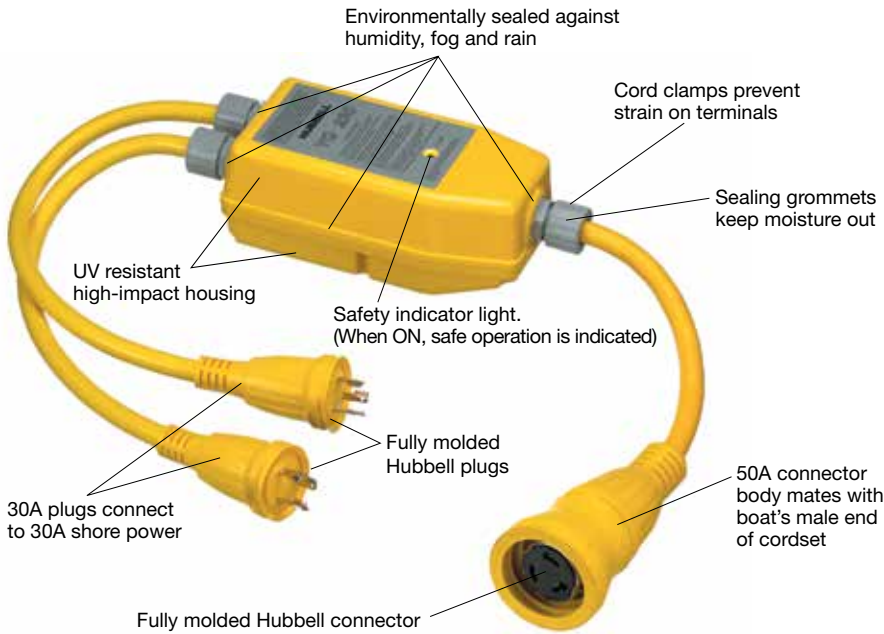
Thermoset Contact Carrier  
Arcing and heat resistant

Watertight Seal  
When in use, threaded base mates  
to the threaded ring of the watertight  
cover on the connector body. When not  
in use, it mates to the threaded cover



# Marine Products Intelligent Y Adapters

**YQ230** - Safely powers a 50A, 125/250V AC boat from two 30A, 125V AC receptacles at dockside.



## Application

**Problem:** A boat owner with one electrical system on board docks in a marina that can only provide a different electrical system.


**Solution:** Use of the Hubbell YQ series of Intelligent Adapters can correct many electrical system mismatches.

## Features and Benefits

- 3 pole contactor breaks both hots and neutrals to prevent possibility of "live" plug when not engaged.
- Combines two oppositely-phased 30A, 125V receptacles to provide 30A, 125/250 volts of power.



**YQ100PLUS** - Safely powers a 100A, 125/250V AC boat from two 50A, 125/250V AC receptacles at dockside -or- from a single 50A, 125/250V AC receptacle acting as a single adapter.



## Internal Logic Senses That:

- Both plugs are fully engaged (i.e., one is not dangling loose while the other is plugged in) -or- the "A" leg plug is engaged to access a single 50A, 125/250V receptacle.
- The polarity of the receptacle on the dock is correct (i.e., no mis-wiring of the hot and neutral wires).
- The two receptacles are from correct phases.

**CAUTION: This adapter must be connected to an onboard, center-tapped isolation transformer or shore power connector. DO NOT USE this adapter if such a transformer or converter is not available.**

## Intelligent Y Adapters



















Description	Catalog Number
Adapter that permits use of 50A, 125/250V AC cable set. (HBL61CM52), with two 30A, 125V AC receptacles, HBL26CM10.	<b>YQ230</b>
Adapter that permits use of 100A, 125/250V AC cable set. (CS754, CS1004) with one or two 50A, 125/250V AC receptacles, HBL63CM69.	<b>YQ100PLUS</b>

*Note: The YQ230 Adapter will only work with two 30A receptacles that are on different phases.*













*The YQ100PLUS Adapter must be plugged into two 50A, 125/250V AC receptacles that are on the same phase to achieve 100 amp, 125/250 volts power -or- the "A" leg 50A male into a single 50A, 125/250V AC receptacle to achieve 50 amp, 125/250 volts power.*











# Adapter Selection Guide

Boat/Cable Set Side Connector Body (Female End)	Molded Straight Adapters		Power Center/Dock Side Plug (Male End)
15A 125V, 2P 3W Straight		<b>HBL105GF*</b>	 30A 125V, 2P 3W Twist-Lock®
30A 125V, 2P 3W Twist-Lock®		<b>HBL61CM22</b> <b>HBL61CM22W</b>	 15A 125V, 2P 3W Straight Blade (lock type)
30A 125V, 2P 3W Twist-Lock		<b>HBL61CM25</b>	 20A 125V, 2P 3W Twist-Lock
50A 125V, 2P 3W Twist-Lock		<b>HBL61CM54</b>	 15A 125V, 2P 3W Straight Blade
30A 125V, 2P 3W Twist-Lock		<b>HBL61CM55</b>	 50A 125V, 2P 3W Twist-Lock
50A 125V, 2P 3W Twist-Lock		<b>HBL61CM56</b>	 30A 125V, 2P 3W Twist-Lock
30A 125V, 2P 3W Twist-Lock		<b>HBL61CM71</b>	 50A 125/250V, 3P 4W Twist-Lock
50A 125V, 2P 3W Twist-Lock		<b>HBL61CM72</b>	 50A 125/250V, 3P 4W Twist-Lock
100A 125/250V, 3P 4W Pin/Sleeve		<b>HBL61CM100</b>	 50A 125/250V, 3P 4W Twist-Lock

## Molded "Y" Adapters

(2) 30A 125V, 2P 3W Twist-Lock	 	<b>HBL64CM54</b>	 50A 125/250V, 3P 4W Twist-Lock
(2) 50A 125V, 2P 3W Twist-Lock	 	<b>HBL64CM55</b>	 50A 125/250V, 3P 4W Twist-Lock
(2) 30A 125V, 2P 3W Twist-Lock	 	<b>HBL64CM56</b>	 30A 125V, 2P 3W Twist-Lock
(2) 30A 125V, 2P 3W Twist-Lock	 	<b>HBL64CM57</b>	 50A 125V, 2P 3W Twist-Lock

## One Piece Adapters

30A 125V, 2P 3W Twist-Lock		<b>HBL31CM28</b>	 15A 125V, 2P 3W Straight Blade
15 or 20A 125V, 2P 3W Straight Blade		<b>HBL31CM29</b>	 30A 125V, 2P 3W Twist-Lock
20A 125V, 2P 3W Twist-Lock		<b>HBL21CM28</b>	 15A 125V, 2P 3W Straight Blade
15 or 20A 125V, 2P 3W Straight Blade		<b>HBL21CM29</b>	 20A 125V, 2P 3W Twist-Lock

Note: See pages 28 and 29 for photographs and descriptions.  
\*Provides GFCI protection.



## Molded Straight Adapters – Now CSA Compliant

Description	Catalog Number
Permits use of 20A 125V Twist-Lock® locking type plug with 15 or 20A 125V straight blade receptacle. <b>IP20 SUITABILITY.</b>	<b>HBL21CM28*</b>
Permits use of 15A or 20A 125V straight blade plug with 20A 125V Twist-Lock locking type receptacle. <b>IP20 SUITABILITY.</b>	<b>HBL21CM29*</b>
Permits use of 30A 125V Twist-Lock locking type plug with 30A 125V Twist-Lock locking type receptacle. <b>IP20 SUITABILITY.</b>	<b>HBL31CM28</b>
Permits use of 15A or 20A 125V straight blade plug with 15 or 20A 125V straight blade receptacle. <b>IP20 SUITABILITY.</b>	<b>HBL31CM29</b>
Permits use of 30A 125V cable set, HBL61CM08 with 15 or 20A 125V straight blade receptacle. Anchor locking screw on plug when screwed down resists pullout of the cable set. <b>IP55 SUITABILITY (CONNECTOR).</b>	<b>HBL61CM22</b>
Same as HBL61CM22, except white.	<b>HBL61CM22W</b>
Permits use of 30A 125V cable set, HBL61CM08 with 20A 125V Twist-Lock receptacle, HBL23CM10. <b>IP55 SUITABILITY (CONNECTOR).</b>	<b>HBL61CM25</b>
Permits use of 50A 125V cable set, HBL61CM53 with 15 or 20A 125V straight blade receptacle. <b>IP55 SUITABILITY (CONNECTOR).</b>	<b>HBL61CM54</b>
Permits use of 30A 125V cable set, HBL61CM08 with 50A 125V Twist-Lock receptacle, HBL63CM70. <b>IP55 SUITABILITY (CONNECTOR).</b>	<b>HBL61CM55</b>
Permits use of 50A 125V cable set, HBL61CM53 with 30A 125V Twist-Lock receptacle, HBL26CM10. <b>IP55 SUITABILITY (CONNECTOR).</b>	<b>HBL61CM56</b>
Permits use of 30A 125V cable set, HBL61CM08 with 50A 125/250V Twist-Lock receptacle, HBL63CM69. <b>IP55 SUITABILITY (CONNECTOR).</b>	<b>HBL61CM71^</b>
Permits use of 50A 125V cable set, HBL61CM53 with 50A 125/250V Twist-Lock receptacle, HBL63CM69. <b>IP55 SUITABILITY (CONNECTOR).</b>	<b>HBL61CM72^</b>
Permits use of 15A 125V 3 wire straight blade plug with 15 or 20A 125V 2 wire straight blade receptacle. <b>IP55 SUITABILITY (CONNECTOR).</b>	<b>HBL5273L*</b>
Permits a 100A 125/250V cable set to plug into a single 50A 125/250V outlet. <b>IP55 SUITABILITY (CONNECTOR).</b>	<b>HBL61CM100**</b>
Permits use of 15A straight blade plug with 30A 125V Twist-Lock receptacle; with GFCI protection. <b>IP55 SUITABILITY (PLUG).</b>	<b>HBL105GF**</b>

Note: \*UL Listed.

\*\*Not CSA Certified.

^ The male plug end (50A 125/250V) has a blade removed and the blade slot filled with epoxy.

Omitting the blade ensures achieving 125V safely.

Adapters do not provide overcurrent protection.

Adapters do not provide GFCI protection except HBL105GF.



HBL21CM28



HBL21CM29



HBL31CM28



HBL31CM29



HBL61CM22



HBL61CM25



HBL61CM54



HBL61CM55



HBL61CM56



HBL61CM71^



HBL61CM72^



HBL105GF



HBL61CM100

**Molded Y Adapters — Now CSA Compliant**

Description	Catalog Number
Permits use of two 30A 125V cable sets, HBL61CM08, with one 50A 125/250V receptacle, HBL63CM69. <b>IP55 SUITABILITY (CONNECTORS).</b>	<b>HBL64CM54</b>
Permits use of two 50A 125V cables sets, HBL61CM53, with one 50A 125/250V receptacle, HBL63CM69. <b>IP55 SUITABILITY (CONNECTORS).</b>	<b>HBL64CM55</b>
Permits use of two 30A 125V cable sets, HBL61CM08, with one 30A 125V receptacle, HBL26CM10. <b>IP55 SUITABILITY (CONNECTORS).</b>	<b>HBL64CM56</b>
Permits use of two 30A 125V cable sets, HBL61CM08, with one 50A 125V receptacle, HBL63CM70. <b>IP55 SUITABILITY (CONNECTORS).</b>	<b>HBL64CM57**</b>

*Note: The adapters shown on this page are not UL Listed because of the nature of adapters with their variety of ratings. Adapters do not provide overcurrent protection. Adapters do not provide GFCI protection except HBL105GF. \*\*Not CSA Certified.*



**HBL64CM54**



**HBL64CM55**



**HBL64CM56**



**HBL64CM57**

# Telephone and Cable TV Devices

## Ship-to-Shore Devices



**HBLPHTVNM**

### Telephone and Cable TV Ship-to-Shore Devices

Description	Catalog Number
Stylied non-metallic inlet provides telephone and cable TV connections in one unit. UV resistant white Centrex® cover makes unit weatherproof when completely closed. Mounting holes are 2.38 in. (60.3) on centers and match existing mounting patterns. Mounting screws and gasket provided. <b>IP55 SUITABILITY.</b>	<b>HBLPHTVNM</b>
Traditional stainless steel inlet provides connections for telephone and cable TV in one unit. Connections can be used individually or together. Gasketed cover is self-closing so interior is shielded from the elements when not in use. Watertight when cover is screwed in place. Mounting holes are 2.38 in. (60.3) on centers. Mounting screws and gasket included. <b>IP56 SUITABILITY.</b>	<b>HBLPHTVSS</b>
Same as HBLPHTVSS above except no phone.	<b>HBLTVSS</b>
Replacement int. for PH6594TV and HBLPHTVSS series inlets.	<b>CR16914</b>
Black locking type plug for telephone cable sets or adapters.	<b>PH6625</b>
Black locking type connector body used on telephone cable sets or adapters.	<b>PH6624</b>
Yellow Seal-Tite® cover for weatherproofing PH6624 connector body on cable sets when connecting to an inlet and for weather-proofing PH6625 plug. <b>IP20 SUITABILITY.</b>	<b>PH7440</b>
Yellow Seal-Tite cover for weatherproofing PH6624 connector body when used on extension cords or adapters. <b>IP55 SUITABILITY.</b>	<b>PH7499</b>
Factory pre-wired 50 ft. (15.2m) telephone cable set. Uses 3 conductor, #16 AWG type SJTO, yellow vinyl cord for marine and recreational vehicle applications. <b>IP20 SUITABILITY.</b>	<b>PH6599</b>
Same as PH6599 except white in color.	<b>PH6599W</b>
Same as PH6599 except 25 ft. (7.6m) in length.	<b>PH6598</b>
Same as PH6598 except white in color.	<b>PH6598W</b>



**HBLPHTVSS**



**HBLTVSS**



**PH6625**



**PH6624**



**PH7440**



**PH6599  
PH6599W  
PH6598  
PH6598W**

Centrex® is a registered trademark of LANXESS Corporation.

### Ship-to-Shore Devices

#### Telephone and Cable TV Ship-to-Shore Devices

Description	Catalog Number
Black polycarbonate combination telephone/TV outlet with spring-loaded weatherproof lift cover. Can be wired for telephone service only or for telephone and MATV/CATV services in one FS/FD box in both marinas and RV parks. Can be padlocked to prevent unauthorized use. <b>IP44 SUITABILITY SUITABILITY.</b>	<b>PH6597TV</b>
Black polycarbonate cable TV outlet has coax connector and gasketed, spring-loaded lift cover for weatherproofing. Designed for mounting to FS/FD type weatherproof boxes (like PH6619) in both marinas and RV parks. <b>IP20 SUITABILITY.</b>	<b>TV97</b>
Black polycarbonate telephone outlet has gasketed, spring-loaded lift cover for weatherproofing. Designed for mounting to FS/FD type weatherproof boxes (like PH6619) in both marinas and RV parks. <b>IP20 SUITABILITY.</b>	<b>PH6597</b>
Black polycarbonate telephone outlet has gasketed, spring-loaded lift cover for weatherproofing. Can be used to retrofit old style telephone outlets of Pauluhn Manufacturing Company (2833 and 2843) in both marinas and RV parks. <b>IP20 SUITABILITY.</b>	<b>PH6596</b>
Black polycarbonate RV inlet for telephone connection only. Has spring-loaded, gasketed weatherproof lift cover designed for mounting to FS/FD type weatherproof boxes. <b>IP20 SUITABILITY.</b>	<b>PH6595</b>
Black non-metallic FS box with 3/4 in. threaded hubs used for mounting phone and TV outlets and PH6595 recreational vehicle inlet (see PH6621 for mounting box on recreational vehicle). Cord connector included for strain relief and to maintain watertight integrity of box when cable is used. PVC adapter also included for connection of PVC conduit to box.	<b>PH6619</b>
Stainless steel bracket for mounting PH6619 FS box to recreational vehicles when used with PH6595 inlet.	<b>PH6621</b>
50 ft. (15.2m) yellow jacketed ship-to-shore TV cable set is the industry standard 75 Ohm, RG59-U with male plugs on both ends. Adapter included for a quick, slip-on connection to inlet on boat.	<b>TV99</b>
Same as TV99 except white in color.	<b>TV99W</b>
Same as TV99 except 25 ft. (7.6m) in length.	<b>TV98</b>
Same as TV98 except white in color.	<b>TV98W</b>



PH6597TV



TV97



PH6597



PH6596



PH6595



PH6619



TV99  
TV99W  
TV98  
TV98W



**HBL328DCR**



**HBL328DCP**



**HBL328DCC**

## Electric Fishing Reel Devices

Hubbell has a DC rated electrical system designed specifically for larger electric fishing reel systems.

Up until now, larger electric fishing reel systems typically utilized conventional 30 Amp AC rated devices since an appropriately rated DC system was not available.

The system features a corrosion-resistant plug, connector body and receptacle and can be used along with a Hubbell outlet box and weatherproof cover plate to complete the installation. These devices are all rated at 28 Volt DC and are applicable for all 12, 24 and 32 Volt DC fishing reel systems. The devices are UL listed and CSA certified. All devices are made of high-visibility yellow nylon that is impact resistant and UV stabilized for longer life. Also, the contacts are nickel plated for corrosion resistance.

## Electric Fishing Reel Devices

Description	Catalog Number
Yellow locking single receptacle with abuse-resistant face. Can be mounted in Hubbell box HBL6083 and used with HBL74CM25WOA weatherproof plate.	<b>HBL328DCR</b>
Yellow locking plug has rugged nylon housing and rear dust seal to keep dust and foreign matter out.	<b>HBL328DCP</b>
Yellow locking connector body has rugged, nylon housing and rear dust seal to keep dust and foreign matter out.	<b>HBL328DCC</b>



**HBL60CM83A**



**HBL6080OS**



**HBL74CM25WOA**

## Accessories

Description	Catalog Number
Gray, high-impact thermoplastic FD (deep) weatherproof box with 3/4 in. (19.1) NPT threaded hub, with 30 cubic inch capacity.	<b>HBL6083</b>
Same as HBL6083 except yellow in color.	<b>HBL60CM83A</b>
Same as HBL6083 except white in color.	<b>HBL60CM83WA</b>
Black phenolic type FS (shallow) weatherproof box has two 3/4 in. (19.1) I.P.S. molded-in knockouts. 4.56 in. H x 2.94 in. W x 2.19 in. D (115.9H x 74.6W x 55.6D) and has 16 cubic inch capacity.	<b>HBL6080OS</b>
Spring-loaded lift cover, for weatherproofing HBL328DCR outlet. Yellow in color.	<b>HBL74CM25WOA</b>
Same as HBL74CM25WOAW except white in color.	<b>HBL74CM25WOAW</b>
Same as HBL74CM25WOAW except gray in color.	<b>HBL7425WOA</b>

*Note: See page 46 for 55° angle adapters and additional accessories.*

# Marine Products

## 12 Volt DC Rated Switches

Panel Mount Toggle and Rocker Switches

### KEY CHART



**M11SP**

#### 1. Toggle switch

Fits panels up to 1/4 in. thick when not using the back-up nut provided; fits panels up to 3/16 in. thick when using the back-up nut. Requires a 1/2 in. mounting hole.



**M11LRGSP**

#### 2. Lighted toggle switch

Built-in pilot light (R=red, G=green) for night vision. Same panel specs as 1.



**M11LTR**

#### 3. Lighted-tip toggle switch

Red pilot light visible in tip of toggle only. Same panel specs as 1.



**MR11SP**

#### 4. Rocker switch

Requires a 1 1/2 in. high x 7/8 in. wide rectangular opening.



**MR123LRSP**

#### 5. Lighted rocker switch

Built-in pilot light for night vision. Same panel specs as 4.

### Panel Mount Toggle and Rocker Switches

Description	Typical Applications	Key	Catalog Number
Single pole, single throw, ON/OFF.	Lights, bilge blower, bilge pump(s), accessories	1	<b>M11SP</b>
		2	<b>M11LRSP</b>
		3	<b>M11LRGSP</b>
		4	<b>M11LTR</b>
		5	<b>MR11SP</b> <b>MR11LRSP</b>
Single pole, single throw, ON/OFF/ON.	Horn, starter, winches, gauges		<b>M11MSP</b>
			<b>MR11MSP</b>
Single pole, double throw, ON/OFF/ON.	Bilge pumps, speed selector, lights, navigation lights		<b>M123SP</b>
			<b>M123LTR</b>
			<b>MR123SP</b>
			<b>MR123LRSP</b>
Single pole, double throw, Momentary ON/OFF/ON.	Bilge pumps	1	<b>M123MSP</b>
		4	<b>MR123MSP</b>
Single pole, double throw, Momentary ON/OFF/Momentary ON.	Trim Tabs	1	<b>M123MMSP</b>
		4	<b>MR123MMSP</b>
Double pole, single throw, ON/OFF.	Lights, accessories	1	<b>M21SP</b>
		4	<b>MR21SP</b>
Double pole, double throw, ON/OFF/ON.	Navigation lights, wipers, dual fuel tanks	1	<b>M223SP</b>
		4	<b>MR223SP</b>
		5	<b>MR223LRSP</b>
Double pole, double throw, ON/OFF/ON (with jumper).	Navigation lights, windlass	1	<b>M223JSP</b>
Double pole, double throw, Momentary ON/OFF/Momentary ON.	Winches, trim tabs, dual fuel tanks	1	<b>M223MMSP</b>
		4	<b>MR223MMSP</b>
Black silicone rubber boot bonded to brass nut.	Provides positive seal against moisture, oil, etc. Fits any non-lighted toggle switch.		<b>MSB1</b>
Push-button horn switch with 1 5/32 in. long nickel plated brass mounting stem. Terminals are .25 in. spade.	For remote operation of horn.		<b>MH11</b>
Black push-button (horn) boot.	Fits MH11 horn switch.		<b>MHB11</b>



**M11SP**



**M123SP**



**M21SP**



**M223SP**



**MSB1**



**MH11**



**MHB11**



## 15A 125V AC Twist-Lock® Devices

Description	Catalog Number
Yellow duplex receptacle has heat resistant body. <b>IP20 SUITABILITY.</b>	<b>HBL47CM00</b>
Yellow Valox® spring-loaded lift cover for weatherproofing duplex receptacles. Stainless steel screws and neoprene gasket included for mounting to FS/FD type weatherproof boxes. <b>IP20 SUITABILITY.</b>	<b>HBL52CM21</b>
Same as HBL52CM21 except white in color.	<b>HBL52CM21W</b>
Same as HBL52CM21 except gray in color.	<b>HBL5221</b>
Same as HBL52CM21 except for mounting to standard boxes.	<b>HBL52CM22</b>
Same as HBL52CM22 except gray in color.	<b>HBL5222</b>
Yellow Insulgrip® plug has rugged nylon housing and detachable cord grip with range of .30-.69 in. (7.5-17.4) that utilizes a unique offset jaws arrangement to provide secure strain relief. <b>IP20 SUITABILITY.</b>	<b>HBL47CM20C</b>
Short yellow Seal-Tite® cover for weatherproofing HBL47CM20C Insulgrip plug when used with receptacles or connector bodies. Also can be used to weatherproof HBL47CM29C Insulgrip connector body when used with HBL47CM16 flanged inlet. <b>IP44 SUITABILITY.</b>	<b>HBL60CM23+</b>
Yellow Insulgrip connector body has rugged nylon housing and detachable cord grip with range of .30-.69 in. (7.5-17.4) that utilizes a unique offset jaws arrangement to provide secure strain relief. <b>IP20 SUITABILITY.</b>	<b>HBL47CM29C</b>
Yellow Seal-Tite cover for weatherproofing HBL47CM29C Insulgrip connector body when used on extension cords and adapters. <b>IP20 SUITABILITY.</b>	<b>HBL60CM24+</b>
Panel mount flanged outlet has heat resistant melamine interior and stainless steel casing. <b>IP20 SUITABILITY.</b>	<b>HBL47CM15</b>
Panel mount flanged inlet has heat resistant melamine interior and stainless steel casing. <b>IP20 SUITABILITY.</b>	<b>HBL47CM16</b>
Three conductor, #14 AWG type STW, yellow PVC jacketed portable cord has jute fillers for added flexibility and is ideal for making cable sets, extension cords and adapters as it will not mark the boat's deck. Available in 250 ft. (76.2m) length only.	<b>YC314250</b>

Note: +Boots are not UL Listed or CSA Certified.

Valox® is a trademark of SABIC Innovative Plastics, acquired from General Electric Company.





15A 125V  
NEMA 5-15R  
UL/CSA

## 15A 125V AC Straight Blade Devices

Description	Catalog Number
Yellow corrosion-resistant/weather resistant duplex receptacle. Use outdoors or where salt and other corrosive materials are a problem. Accepts 15A 125V, 2 pole 3 wire straight blade plugs. <b>IP20 SUITABILITY.</b>	<b>HBL52CM62</b>
Same as HBL52CM62 except ivory in color.	<b>HBL52CM62I</b>
Single version of HBL52CM62 duplex yellow receptacle. <b>IP20 SUITABILITY.</b>	<b>HBL52CM61</b>
Yellow Insulgrip® plug has rugged nylon housing and detachable cord grip with range of .23-.72 in. (5.8-18.3) that utilizes a unique offset jaws arrangement for secure strain relief. <b>IP20 SUITABILITY.</b>	<b>HBL52CM66C</b>
Yellow Seal-Tite® cover for weatherproofing straight blade Insulgrip plugs, HBL52CM66C and HBL53CM66C, when used with receptacles and connector bodies. Can also be used to weatherproof Insulgrip connector bodies when mating with flanged inlets. <b>IP44 SUITABILITY.</b> Note: For Insulgrip devices only.	<b>HBL60CM17+</b>
Yellow Insulgrip connector body has rugged nylon housing and detachable cord grip with range of .23-.72 in. (5.8-18.3) that utilizes a unique offset jaws arrangement for secure strain relief. <b>IP20 SUITABILITY.</b>	<b>HBL52CM69C</b>
Yellow Seal-Tite cover for weatherproofing straight blade Insulgrip connector bodies, HBL52CM69C and HBL53CM69C, on extension cords and adapters. <b>IP55 SUITABILITY.</b> Note: For Insulgrip devices only.	<b>HBL60CM18+</b>
Yellow Valise® plug has one-piece nylon housing that assembles easily with two screws. Built-in cord grip has range of .22-.66 in. (5.6-16.8). <b>IP20 SUITABILITY.</b>	<b>HBL52CM66V</b>
Yellow Valise connector body has one-piece nylon housing that assembles easily with two screws. Built-in cord grip has range of .22-.66 in. (5.6-16.8). <b>IP20 SUITABILITY.</b>	<b>HBL52CM69V</b>
Yellow Insulgrip plug with anchor locking screw to prevent accidental pull-out. The plug is "locked" into the receptacle when the screw is turned down so the head is flush with the plug surface. The cord grip range is .30-.69 in. (7.5-17.4). UL Recognized Component. <b>IP20 SUITABILITY.</b>	<b>HBL52CM80C</b>
Compact gray nylon panel mount inlet ideal for bass boat battery charging connection. Has gasketed spring-loaded lift cover for weatherproofing front and neoprene boot for weatherproofing rear. Will accept both 15A 125V and 20A 125V, 2 pole 3 wire straight blade connector bodies. <b>IP44 SUITABILITY.</b>	<b>HBL61CM64</b>
Same as HBL61CM64 except black in color.	<b>HBL61CM64BK</b>
Yellow Valox® spring-loaded lift cover for weatherproofing duplex receptacles. Stainless steel screws and neoprene gasket included for mounting to FS/FD type weatherproof boxes. <b>IP20 SUITABILITY.</b>	<b>HBL52CM21</b>
Same as HBL52CM21 except gray in color.	<b>HBL5221</b>
Same as HBL52CM21 except for mounting to standard boxes.	<b>HBL52CM22</b>
Same as HBL52CM22 except gray in color.	<b>HBL5222</b>
Yellow Valox spring-loaded lift cover for weatherproofing single straight blade receptacles. Stainless steel screws and neoprene gasket included. For mounting to FS/FD type weatherproof boxes. <b>IP44 SUITABILITY.</b>	<b>HBL74CM23WO</b>
Same as HBL74CM23WO except gray in color.	<b>HBL7423WO</b>

Note: +Boots are not UL Listed or CSA Certified.  
See page iv for Weather Resistant descriptions.



**HBL52CM62**      **HBL52CM61**



**HBL52CM66C**



**HBL52CM69C**



**HBL52CM80C**



**HBL52CM66V**



**HBL52CM69V**



**HBL74CM23WO**



**HBL61CM64**

Rynite® is a registered trademark of E. I. DuPont.  
Valox® is a trademark of SABIC Innovative Plastics, acquired from General Electric Company.



20A 125V  
NEMA L5-20R  
UL/CSA



**HBL23CM10**



**HBL74CM25WOA**



**HBL23CM11**



**HBL60CM31**



**HBL23CM13**



**HBL23CM11V**



**HBL60CM32**



**HBL60CM32V**



**HBL60CM31V**



**YC312250**

## 20A 125V Twist-Lock® Devices

Description	Catalog Number
Yellow single receptacle has Rynite® body and abuse resistant nylon face. <b>IP20 SUITABILITY.</b>	<b>HBL23CM10</b>
Yellow polycarbonate spring-loaded lift cover for weather-proofing HBL23CM10 receptacle. Meets the most stringent requirements of UL's three listing categories for weatherproof plates. Stainless steel screws and neoprene gasket included for mounting to FS/FD type weatherproof boxes. <b>IP44 SUITABILITY.</b>	<b>HBL74CM25WOA</b>
Same as HBL74CM25WOA except gray in color.	<b>HBL7425WOA</b>
Same as HBL74CM25WOA except white in color.	<b>HBL74CM25WOAW</b>
Yellow Insulgrip® plug has rugged nylon housing and cord grip with range of .36-.93 in. (9-24) that utilizes a unique offset jaws arrangement to provide secure strain relief. <b>IP20 SUITABILITY.</b>	<b>HBL23CM11</b>
Yellow Seal-Tite® cover for weatherproofing HBL26CM11 or HBL23CM11 plugs. <b>IP44 SUITABILITY.</b> Note: Fits Insulgrip devices only.	<b>HBL60CM31+</b>
Same as HBL60CM31 except white in color.	<b>HBL60CM31W+</b>
Yellow Insulgrip connector body has rugged nylon housing and cord with range of .36-.93 in. (9-24) that utilizes a unique offset jaws arrangement to provide secure strain relief. <b>IP20 SUITABILITY.</b>	<b>HBL23CM13</b>
Yellow Seal-Tite cover for weatherproofing HBL26CM13 or HBL23CM13 connector bodies when used on extension cords or adapters. <b>IP44 SUITABILITY.</b> Note: Fits Insulgrip devices only.	<b>HBL60CM32+</b>
Yellow vinyl Seal-Tite cover for weatherproofing HBL23CM13V or HBL26CM13V connector bodies. <b>IP44 SUITABILITY.</b> Note: Fits Valise® devices only.	<b>HBL60CM32V+</b>
Yellow Valise plug has one-piece nylon housing, assembles easily with two screws. Built-in cord grip has range of .33-.72 in. (8.3-18.2). <b>IP20 SUITABILITY.</b>	<b>HBL23CM11V</b>
Yellow Seal-Tite cover for weatherproofing HBL23CM11V or HBL26CM11V plugs. <b>IP44 SUITABILITY.</b> Note: Fits Valise devices only.	<b>HBL60CM31V+</b>
Three conductor, #12 AWG type STW, yellow PVC jacketed portable cord with jute fillers for added flexibility. Ideal for making cable sets, extension cords and adapters as will not mark boat's deck. Available in 250 ft. (76.2m) length only.	<b>YC312250</b>

Note: +Boots are not UL Listed or CSA Certified.

Rynite® is a registered trademark of E. I. DuPont.



## 20A 125V AC Straight Blade Devices

Description	Catalog Number
Yellow corrosion-resistant/weather resistant duplex receptacle. Use outdoors or where salt and other corrosive materials are a problem. Accepts both 20A 125V and 15A 125V, 2 pole 3 wire straight blade plugs. <b>IP20 SUITABILITY.</b>	<b>HBL53CM62</b>
Single version of HBL53CM62 duplex yellow receptacle. <b>IP20 SUITABILITY.</b>	<b>HBL53CM61</b>
Yellow Insulrip® plug has rugged nylon housing and detachable cord grip with range of .23-.72 in. (5.8-18.3) that utilizes unique offset jaws arrangement to provide secure strain relief. <b>IP20 SUITABILITY.</b>	<b>HBL53CM66C</b>
Yellow Insulrip connector body has rugged nylon housing and cord grip with range of .23-.72 in. (5.8-18.3) that utilizes unique offset jaws arrangement for secure strain relief. <b>IP20 SUITABILITY.</b>	<b>HBL53CM69C</b>
Yellow Seal-Tite® cover for weatherproofing straight blade Insulrip plugs, HBL52CM66C and HBL53CM66C, when used to mate receptacles and connector bodies. Can also be used with Insulrip connector bodies when mating with flanged inlets. <b>IP44 SUITABILITY.</b> Note: For Insulrip devices only.	<b>HBL60CM17+</b>
Yellow Seal-Tite cover for weatherproofing straight blade Insulrip connector bodies, HBL52CM69C and HBL53CM69C, on extension cords and adapters. <b>IP55 SUITABILITY.</b> Note: For Insulrip devices only.	<b>HBL60CM18+</b>
Yellow closure plug used with HBL60CM18 long Seal-Tite cover to prevent water from entering front of device when not in use. <b>IP55 SUITABILITY.</b>	<b>HBL60CM19+</b>
Compact gray nylon panel mount outlet ideal for electric trolling motors and reel applications. Features gasketed spring-loaded lift cover for weatherproofing front and neoprene boot for weatherproofing rear. Accepts both 20A 125V and 15A 125V, 2 pole 3 wire straight blade plugs. <b>IP44 SUITABILITY.</b>	<b>HBL61CM65</b>
Yellow polycarbonate spring-loaded lift cover for weatherproofing duplex receptacles. Stainless steel screws and neoprene gasket included for mounting to FS/FD type weatherproof boxes. <b>IP20 SUITABILITY.</b> Not CSA certified.	<b>HBL52CM21</b>
Same as HBL52CM21 except white in color.	<b>HBL52CM21W</b>
Same as HBL52CM21 except gray in color.	<b>HBL5221</b>
Same as HBL52CM21 except for mounting to standard boxes.	<b>HBL52CM22</b>
Same as HBL52CM22 except gray in color.	<b>HBL5222</b>
Yellow polycarbonate spring-loaded lift cover for weatherproofing single straight blade receptacles. Stainless steel screws and neoprene gasket included. For mounting to FS/FD type weatherproof boxes. <b>IP44 SUITABILITY.</b> Not CSA certified.	<b>HBL74CM23WO</b>
Same as HBL74CM23WO except gray in color.	<b>HBL7423WO</b>

Note: +Boots are not UL Listed or CSA Certified.  
See page iv for Weather Resistant descriptions.



HBL52CM21

HBL52CM21W

HBL7423WO

HBL74CM23WO

HBL61CM65

Rynite® is a registered trademark of E. I. DuPont.



**HBLT26CM11**

## Hubbell Twist-Lock® Circuit Tester

Description	Catalog Number
Styled and sized like a standard Hubbell Twist-Lock® Plug. Simply plug it in and the LED back panel immediately identifies if the connections are made correctly and are in the correct position, ensuring the device is wired properly. An easy to read card is provided with the tester, to help determine if the connections are correct. This tester is compact and can easily clip onto your tool belt. The Hubbell Circuit Tester is UL and C-UL Listed.	<b>HBLT26CM11</b>



**GFT2G**

## Additional Testers

Description	Catalog Number
This unit is designed to measure the trip level of GFCI portables, receptacles, or breakers within any range from 2 to 7 milliamperes, or the leakage in portable tools or appliances within a leakage range of 1 to 7 milliamperes. It can be used on any AC circuit of 110 to 130V.	<b>GFT2G*</b>



**HBL5200**

This outlet circuit tester has a simple arrangement of neon lights which visually indicate correct wiring, reversed polarity, open ground wire, open neutral wire, open hot wire, hot and ground reversed and hot wire on neutral terminal, and hot terminal unwired. Simply plug the HBL5200 into a single phase 125V 2 pole 3 wire outlet and the combination of lighted and/or unlighted lamps will immediately indicate the condition of the circuit. The instructions and symbol identification are printed on durable polyester labels permanently attached to the tester. To test other 2 pole 3 wire single phase 125V outlets, use one of the proper adapters shown on pages 28 and 29.	<b>HBL5200**</b>
--	------------------

Note: \*Not UL Listed or CSA Certified.  
\*\*Not CSA Certified.

## Surge Suppression Receptacle

Surge suppression receptacles 15A 125V AC Nominal. UL Listed at 600V voltage protection level. Suitable for ANSI/IEEE C 62.41-installation categories "A" (outlets and long branch circuits) and "B" (major feeders and short branch circuits). The Hubbell Surge Suppression Receptacle helps protect your electronic equipment from damage caused by transient voltages. The receptacle contains metal oxide varistors which dissipate the electrical energy of voltage spikes without interfering with normal operations.



**HBL5262ISA**

Description	Color	Catalog Number
duplex surge suppression receptacle with power on indicator light and damage-alert alarm beeper.	Ivory	<b>HBL5262ISA</b>

## USB Charger Tamper-Resistant Duplex Receptacle, New with 3.8 Amps of Charging Power

Hubbell's USB Charger Receptacle provides both USB and AC electrical power in a standard single gang electrical opening. Designed to provide more charging options for personal electronics.

Charge Devices Simultaneously!

- Tablets
- Smartphones
- MP3 players
- Apple® iPad®
- Apple® iPod®
- Apple® iPhone®



**USB15X2W**

Description	Color	Catalog Number
15A 125V AC USB Charger Tamper-Resistant receptacle, Two USB Type 2.0 ports 3.8 Amp, 5 Volt DC, 15 or 20 Amp, 125 Volt AC decorator duplex	Black	<b>USB15X2BK</b>
	Brown	<b>USB15X2</b>
	Gray	<b>USB15X2GY</b>
	Ivory	<b>USB15X2I</b>
	Light Almond	<b>USB15X2LA</b>
	White	<b>USB15X2W</b>

Note: See page iv for Tamper-Resistant descriptions.

Apple, iPad, iPod and iPhone are registered trademarks of Apple, inc.

The American Boat and Yacht Council recommends the use of ground fault protected receptacles in a head, galley, machinery space or on a weather deck. Refer to ABYC "Ground Fault Protection".

## Ground Fault Circuit Interrupter (GFCI) Receptacles - 2015 Code Compliant

These UL Listed receptacles have been designed to protect people from line-to-ground electrical shock hazards which may develop from faulty appliance, tools or defective portable cords. If a ground fault does occur and the leakage level exceeds 4 to 6 milliamperes, the GFCI unit quickly acts to protect the user by opening the circuit, thus interrupting the power supply and limiting the duration of any electrical current flow. After tripping, the receptacle is reset by pushing a button on its face. A test button allows the user to test that the GFCI is in working order.

**Note: The new 2015 UL 943 requirements apply to all permanently installed GFCI devices. Each device must automatically monitor GFCI functionality every (3) hours or less. If the device can no longer provide GFCI protection it must deny power and provide a visual and/or audible indication for end of life. All GFCIs manufactured prior to June 29th, 2015 are grandfathered from these new requirements.**

Hubbell's GFCI receptacles can be mounted on any standard 2.50 inch (63.5) deep box. A feed-thru feature provides protection not only at that receptacle but also at any other receptacle located downstream from it on the same circuit. These devices meet the requirements of The National Electric Code (NEC) and American Boat and Yacht Council Standard and will accept locking fork terminals.

**Caution: Ground Fault Receptacles should not be mounted in locations exposed to salt spray nor in the engine room. For GFCI protection of such locations, downstream feeding from an internally located Ground Fault Receptacle is recommended.**

Description	Color	Catalog Number
15A 125V GFCI duplex receptacle with power denial. Nylon wallplate included.	Brown	<b>GFRST52M</b>
	Gray	<b>GFRST52MGY</b>
	Ivory	<b>GFRST52MI</b>
	White	<b>GFRST52MW</b>
PVC weatherproof lift cover for ground fault receptacles (such as GFRST52M series) and Style Line® receptacles. For vertical mounting in standard or FS/FD type boxes.	Gray	<b>CWP26CR</b>
	White	<b>CWP26CRW</b>

## Portable Ground Fault Circuit Interrupters (GFCI)

Ideal for providing safety in applications requiring multiple outlets, features gasketed cover to protect outlets not in use. Ensures safety by interrupting power when leakage to ground is 4 to 6 milliamperes. A test button allows the user to test that the GFCI is in working order. This portable solution provides open neutral protection.

Description	Catalog Number
The housing is high-impact yellow polycarbonate as are the liftcovers which protect the receptacles from dirt and damage. Incorporates a 20 Amp GFCI module that can be replaced in the field. The module provides not only ground fault protection, but also contains the no voltage release feature.	<b>GFP15M</b>
3-outlet plug-in unit. Plugs into boat convenience receptacles to provide ground fault protection.	<b>GFP315A</b>

Note: GFCI devices will not protect against overloads or short circuits.

## GFCI Line Cord Devices - 15 Amp 125 Volt

Description	Line Cord Length	Catalog Number
Ideal for personal plug-in protection at marinas and onboard boats when used with pumps, drills, sanders and all portable electrical equipment. GFCI mechanism is watertight and approved for outdoor use. High visibility yellow SJTW-A power cord resists moisture, chemicals and sunlight.	6 ft. (1.8m)	<b>GFP6C15M</b>
	25 ft. (7.6m)	<b>GFP25C15M</b>

**GFP6C15M  
GFP25C15M**



**GFRST52MW**



**CWP26CRW**



**GFP15M**



**GFP315A**



### Style Line® Decorator Receptacles

- High-impact nylon face resists breaking, chipping and cracking.
- Will accept locking fork terminal to comply with ABYC standards.
- Available in 4 colors for any decor with matching wall plates.
- Smooth, high-gloss finish for rich appearance.



### Commercial Style Line® Decorator Series



Description	Color	Standard Duplex	Duplex, Tamper-Resistant	Duplex, Weather and Tamper-Resistant
15A 125V duplex receptacle.	Almond	<b>DR15AL</b>	<b>DR15ALTR</b>	-
	Black	<b>DR15BLK</b>	<b>DR15BLKTR</b>	<b>DR15BLKWRTR</b>
	Brown	<b>DR15</b>	<b>DR15TR</b>	<b>DR15WRTR</b>
	Gray	<b>DR15GRY</b>	<b>DR15GRYTR</b>	<b>DR15GRYWRTR</b>
	Ivory	<b>DR15I</b>	<b>DR15ITR</b>	<b>DR15IWRTR</b>
	Light Almond	<b>DR15LA</b>	<b>DR15LATR</b>	<b>DR15LAWRTR</b>
	White	<b>DR15WHI</b>	<b>DR15WHITR</b>	<b>DR15WHIWRTR</b>



### Commercial Series



Description	Color	Standard Duplex, Spec. Grade, Side Wired	Duplex, Tamper-Resistant	Duplex, Weather and Tamper-Resistant, Back and Side Wired
15A 125V duplex receptacle.	Almond	<b>CR15AL</b>	<b>CR15ALTR</b>	-
	Black	<b>CR15BLK</b>	<b>CR15BLKTR</b>	<b>BR15BLKWRTR</b>
	Brown	<b>CR15</b>	<b>CR15TR</b>	<b>BR15WRTR</b>
	Gray	<b>CR15GRY</b>	<b>CR15GRYTR</b>	<b>BR15GRYWRTR</b>
	Ivory	<b>CR15I</b>	<b>CR15ITR</b>	<b>BR15IWRTR</b>
	Light Almond	<b>CR15LA</b>	<b>CR15LATR</b>	<b>BR15LAWRTR</b>
	White	<b>CR15WHI</b>	<b>CR15WHITR</b>	<b>BR15WHIWRTR</b>

Note: All devices above will accept locking fork terminal to comply with ABYC standards.  
 See page iv for Tamper and Weather Resistant descriptions.



### Extra Heavy Duty Single Receptacles



Description	Color	Catalog Number
15A 125V single receptacle.	Brown	<b>HBL5251</b>
	Ivory	<b>HBL5251I</b>
20A 125V single receptacle.	Brown	<b>HBL5361</b>
	Ivory	<b>HBL5361I</b>

### Corrosion-Resistant Receptacles



Description	Color	Catalog Number
15A 125V yellow corrosion-resistant duplex receptacle. Use where salt or other corrosive elements are a problem.	Yellow	<b>HBL52CM62</b>
Same as HBL52CM62 except ivory in color.	Ivory	<b>HBL52CM62I</b>



### Special Application Illuminated Receptacle

Description	Color	Catalog Number
Illuminated receptacle 15A 125V grounding. A high quality receptacle with an illuminated face. Ideal for use in halls or as a gentle night light.	Ivory	<b>HBL8200ILI</b>

Note: See page iv for Weather Resistant descriptions.

## Commercial Series

Description	Toggle Color	Catalog Number
15A single-pole toggle switch for controlling AC load from one point.	Almond	<b>CS115AL</b>
	Black	<b>CS115BK</b>
	Brown	<b>CS115</b>
	Gray	<b>CS115GY</b>
	Ivory	<b>CS115I</b>
	Light Almond	<b>CS115LA</b>
	White	<b>CS115W</b>
15A three-way toggle switch for controlling AC load from two points.	Almond	<b>CS315AL</b>
	Black	<b>CS315BK</b>
	Brown	<b>CS315</b>
	Gray	<b>CS315GY</b>
	Ivory	<b>CS315I</b>
	Light Almond	<b>CS315LA</b>
	White	<b>CS315W</b>



**CS115I**



**HBL1221IL**



**HBL1221PL**

Note: All devices above will accept locking fork terminal to comply with ABYC standards.

## Special Application Series

Description	Catalog Number
20A 120V toggle switch with LED lamp set in ivory handle. Handle illuminates when switch is in "OFF" position.	<b>HBL1221IL</b>
20A 120V three-way toggle switch with LED illuminated ivory handle for controlling AC load from two points. Handle illuminates when "OFF".	<b>HBL1223IL</b>
20A 120V single-pole toggle switch with LED lamp set in clear red handle. Handle illuminates when switch is "ON". Serves as instant reminder that current is flowing to an appliance.	<b>HBL1221PL</b>
20A 120V three-way toggle switch with LED for controlling AC load from two points. Red handle illuminates when "ON".	<b>HBL1223PL</b>
Single-pole PresSwitch® for controlling AC load from one point. Switch activated brown button.	<b>HBL1281</b>
Same as HBL1281 except ivory button.	<b>HBL1281I</b>
Three-way PresSwitch for controlling AC load from two points. Switch activated brown button.	<b>HBL1283+</b>
Same as HBL1283 except ivory button.	<b>HBL1283I+</b>
Yellow neoprene weatherproof plate for use only with PresSwitches. PresSwitch button is activated when bubble is pressed. Not CSA certified.	<b>HBL17CM50+</b>
Clear silicone rubber weatherproof bubble plate for use with all AC toggle switches and PresSwitches. Also ideal for use with lighted handle toggle switches. Not CSA certified.	<b>HBL1795</b>



**HBL1281**



**HBL1283**



**HBL17CM50**



**HBL1795**

Note: +Not UL Listed.

## Outlet Box




Description	Catalog Number
Plastic switch/receptacle box. Measures 3.281" x 2.188" x 2.50" (83.3 x 55.6 x 63.5) deep. For mounting in walls without studs. A support strap is provided which pulls box tightly against back side of wall.	<b>HBL6079**</b>

Note: \*\*Not CSA Certified.



**HBL6079**

- Nylon plates—virtually unbreakable.
- Rounded corners for stylish look.
- Reinforced ribs for extra strength.
- Screws are factory-inserted for fumble-free installation.

Description	Color	Smooth Nylon		Material	Smooth Metal Catalog Number
		Standard	Mid-Size		
	Black	<b>NP1BK</b>	<b>NPJ1BK</b>	Brass Stainless Steel	<b>SB1</b> <b>SS1</b>
	Brown	<b>NP1</b>	<b>NPJ1</b>		
	Gray	<b>NP1GY</b>	<b>NPJ1GY</b>		
	Ivory	<b>NP1I</b>	<b>NPJ1I</b>		
	White	<b>NP1W</b>	<b>NPJ1W</b>		
	Black	<b>NP8BK</b>	<b>NPJ8BK</b>	Brass Stainless Steel	<b>SB8</b> <b>SS8</b>
	Brown	<b>NP8</b>	<b>NPJ8</b>		
	Gray	<b>NP8GY</b>	<b>NPJ8GY</b>		
	Ivory	<b>NP8I</b>	<b>NPJ8I</b>		
	White	<b>NP8W</b>	<b>NPJ8W</b>		
	Black	<b>NP26BK</b>	<b>NPJ26BK</b>	Brass Stainless Steel	<b>SB26</b> <b>SS26</b>
	Brown	<b>NP26</b>	<b>NPJ26</b>		
	Gray	<b>NP26GY</b>	<b>NPJ26GY</b>		
	Ivory	<b>NP26I</b>	<b>NPJ26I</b>		
	White	<b>NP26W</b>	<b>NPJ26W</b>		
	Black	<b>NP2BK</b>	<b>NPJ2BK</b>	Brass Stainless Steel	<b>SB2</b> <b>SS2</b>
	Brown	<b>NP2</b>	<b>NPJ2</b>		
	Gray	<b>NP2GY</b>	<b>NPJ2GY</b>		
	Ivory	<b>NP2I</b>	<b>NPJ2I</b>		
	White	<b>NP2W</b>	<b>NPJ2W</b>		
	Black	<b>NP82BK</b>	<b>NPJ82BK</b>	Brass Stainless Steel	<b>SB82</b> <b>SS82</b>
	Brown	<b>NP82</b>	<b>NPJ82</b>		
	Gray	<b>NP82GY</b>	<b>NPJ82GY</b>		
	Ivory	<b>NP82I</b>	<b>NPJ82I</b>		
	White	<b>NP82W</b>	<b>NPJ82W</b>		
	Black	<b>NP262BK</b>	<b>NPJ262BK</b>	Brass Stainless Steel	<b>SB262</b> <b>SS262</b>
	Brown	<b>NP262</b>	<b>NPJ262</b>		
	Gray	<b>NP262GY</b>	<b>NPJ262GY</b>		
	Ivory	<b>NP262I</b>	<b>NPJ262I</b>		
	White	<b>NP262W</b>	<b>NPJ262W</b>		
	Black	<b>NP18BK</b>	<b>NPJ18BK</b>	Brass Stainless Steel	<b>SB18</b> <b>SS18</b>
	Brown	<b>NP18</b>	<b>NPJ18</b>		
	Gray	<b>NP18GY</b>	<b>NPJ18GY</b>		
	Ivory	<b>NP18I</b>	<b>NPJ18I</b>		
	White	<b>NP18W</b>	<b>NPJ18W</b>		
	Black	<b>NP126BK</b>	<b>NPJ126BK</b>	Brass Stainless Steel	<b>SB126</b> <b>SS126</b>
	Brown	<b>NP126</b>	<b>NPJ126</b>		
	Gray	<b>NP126GY</b>	<b>NPJ126GY</b>		
	Ivory	<b>NP126I</b>	<b>NPJ126I</b>		
	White	<b>NP126W</b>	<b>NPJ126W</b>		
	Black	<b>NP7BK</b>	<b>NPJ7BK</b>	Brass Stainless Steel	<b>SB7</b> <b>SS7</b>
	Brown	<b>NP7</b>	<b>NPJ7</b>		
	Gray	<b>NP7GY</b>	<b>NPJ7GY</b>		
	Ivory	<b>NP7I</b>	<b>NPJ7I</b>		
	White	<b>NP7W</b>	<b>NPJ7W</b>		
	Black	<b>NP13BK</b>	<b>NPJ13BK</b>	Brass Stainless Steel	<b>SB13</b> <b>SS13</b>
	Brown	<b>NP13</b>	<b>NPJ13</b>		
	Gray	<b>NP13GY</b>	<b>NPJ13GY</b>		
	Ivory	<b>NP13I</b>	<b>NPJ13I</b>		
	White	<b>NP13W</b>	<b>NPJ13W</b>		



## Hubbell Now Offers The Ability To Put 2 or 3 Communication Devices In a Single, Style Line® Plate

Any combination of phone (6-position jack), cable TV (F-type connector) and Category 5e modular data jacks can be assembled onto a 2-port or 3-port frame—each sold individually so you can customize them as needed. Or the highly popular phone and cable TV combination is available with the frame and matching wallplate under a single catalog number, in all the popular colors.

Finally—a single communications plate that can take the place of 2 or 3 plates—available from a company you can trust for superior quality.

Hubbell's Marine communication frames and connectors deliver high quality data and multimedia transmission to the point of connection. Hubbell's 2 and 3 port Style Line® frames and leading edge connections allow for customized configurations. Install Hubbell's Marine communication offering and be assured a reliable connection.

### 2 Port Communication Frame, Fully Loaded (6-Position Phone Jack, F-Type Cable TV Jack and Style Line® Plate Included)

Color	No. of Ports	Connection Type	Catalog Number
Ivory	2	USOC, F-Type	<b>NS783I</b>
White	2	USOC, F-Type	<b>NS783W</b>

### Style Line® Frames, 2 Port and 3 Port Unloaded

Color	No. of Ports	Connection Type	Catalog Number
Black	2	—	<b>NS612BK</b>
Gray	2	—	<b>NS612GY</b>
Ivory	2	—	<b>NS612I</b>
White	2	—	<b>NS612W</b>
Black	3	—	<b>NS613BK</b>
Gray	3	—	<b>NS613GY</b>
Ivory	3	—	<b>NS613I</b>
White	3	—	<b>NS613W</b>

### Category 6 Modular Keystone Jacks

Color	Wiring	No. Positions	Catalog Number
Black	T568A/T568B	8-Positions	<b>NSJ6BK</b>
Gray	T568A/T568B	8-Positions	<b>NSJ6GY</b>
Ivory	T568A/T568B	8-Positions	<b>NSJ6I</b>
White	T568A/T568B	8-Positions	<b>NSJ6W</b>

### Category 5e Modular Keystone Jacks

Color	Wiring	No. Positions	Catalog Number
Black	T568A/T568B	8-Positions	<b>NSJ5EBK</b>
Gray	T568A/T568B	8-Positions	<b>NSJ5EGY</b>
Ivory	T568A/T568B	8-Positions	<b>NSJ5EI</b>
White	T568A/T568B	8-Positions	<b>NSJ5EW</b>

### USOC Modular Keystone Jacks

Color	Wiring	No. Positions	Catalog Number
Black	USOC	6-Positions	<b>NSJUBK</b>
Gray	USOC	6-Positions	<b>NSJUGY</b>
Ivory	USOC	6-Positions	<b>NSJUI</b>
White	USOC	6-Positions	<b>NSJUW</b>

### F-Type Connector Keystone

Color	Catalog Number
Black	<b>SFFGBK</b>
Gray	<b>SFFGGY</b>
Ivory	<b>SFFGEI</b>
White	<b>SFFGW</b>



NS783I



NS612I

NS613I



NSJ6W

NSJ5EW



NSJUW



SFFGEI



- High-impact polycarbonate construction provides maximum durability
- Patented keyhole mounting system allows installation in under a minute
- Includes attached gasket and mounting hardware
- Pre-configured for GFCI with patented knockout technology for alternate devices
- Lockable tab
- NEMA 3R rated
- EXTRA DUTY® 5800 Series covers meet or exceed the extra duty rating per UL 514D, and are NEMA 3R rated
- 2014 NEC® Compliant (Article 406.9A & B)
- cULus Listed



RW57300



RW58300

**1-Gang Weatherproof Covers for Vertical or Horizontal Mounting**

Description	Standard	EXTRA DUTY®
Non-metallic, black (standard) or gray (extra duty) with clear tinted cover, while-in-use, 16-in-1 configurations below	<b>RW57300</b>	<b>RW58300</b>
Jumbo, non-metallic, black (standard) or gray (extra duty) with clear tinted cover, while-in-use, 16-in-1 configurations below	<b>RW57350</b>	<b>RW58350</b>

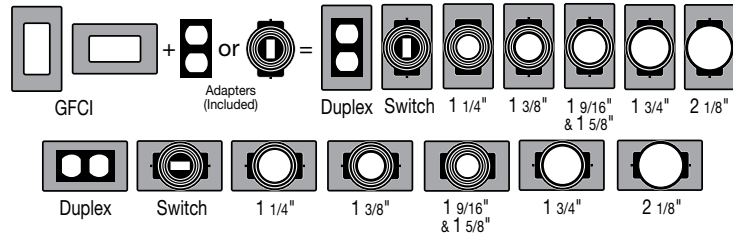


RW57350



RW58350

**16-in-1**



RW57750




RW58750

**2-Gang Weatherproof Covers for Vertical or Horizontal Mounting**

Description	Standard	EXTRA DUTY®
Non-metallic, black (standard) or gray (extra duty) with clear tinted cover, while-in-use, 55-in-1 configurations below	<b>RW57750</b>	<b>RW58750</b>

*Note: Required by the NEC® for while-in-use outdoor power distribution. Thermoplastic covers provide protection for use in wet locations with the cover closed, NEMA® 3R rated. Meets 2014 NEC 406.9 – receptacles in damp or wet locations. Holes for padlocks are .40 inch.*

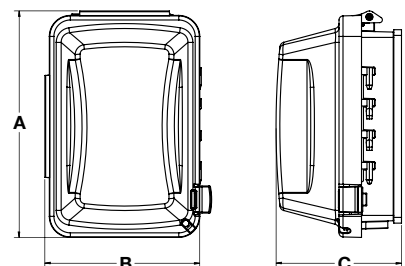
**55-in-1**



Multiple combinations of duplex, GFCI, switch, and rounds: 1 1/4", 1 3/8", 1 9/16", 1 5/8", 1 11/16", 2 1/8", 2 1/4", 2 7/16"

**Product Dimensions** Inches (mm)

	1-Gang		Jumbo, 1-Gang		2-Gang	
	Standard	EXTRA DUTY®	Standard	EXTRA DUTY®	Standard	EXTRA DUTY®
A	5.54" (140.7)	5.90" (149.9)	5.54" (140.7)	5.92" (150.4)	5.54" (140.7)	5.54" (140.7)
B	3.79" (96.3)	4.18" (106.2)	3.79" (96.3)	4.20" (106.7)	5.43" (137.9)	5.43" (137.9)
C	3.07" (78.0)	3.00" (76.2)	5.08" (129.0)	5.10" (129.5)	3.07" (78.0)	3.07" (78.0)



NEC® is a registered trademark of the The National Electrical Code.  
 NEMA® is a registered trademark of The National Electrical Manufacturers Association.



HBL52CM26



HBL52CM21W



HBL52CM26H



HBL52CM21

**Marine Grade Weatherproof Plates**

Description	Gray	White	Yellow
Thermoplastic vertical spring-loaded lift cover plate for weatherproofing ground fault receptacles and decorator-type devices. Marine drip-proof rated with stainless steel hardware. <b>IP44 SUITABILITY.</b>	<b>HBL5226</b>	—	<b>HBL52CM26</b>
Same as above except for horizontal mounting.	<b>HBL5226H</b>	—	<b>HBL52CM26H</b>
Valox® spring-loaded lift cover for weatherproofing duplex receptacles. Stainless steel screws and neoprene gasket included for mounting to FS/FD type weatherproof boxes. <b>IP20 SUITABILITY.</b>	<b>HBL5221</b>	<b>HBL52CM21W</b>	<b>HBL52CM21</b>
Same as HBL52CM21 except for mounting to standard boxes.	<b>HBL5222</b>	—	<b>HBL52CM22</b>
Valox spring-loaded lift cover for weatherproofing single straight blade receptacles. Stainless steel screws and neoprene gasket included. For mounting to FS/FD type weatherproof boxes. <b>IP44 SUITABILITY.</b>	<b>HBL7423WO</b>	—	<b>HBL74CM23WO</b>
Valox spring-loaded lift cover for weatherproofing old style 26CM10 receptacle. Meets the most stringent requirements of UL's three listing categories for weatherproof plates. Stainless steel screws and neoprene gasket included for mounting to FS/FD type weatherproof boxes. <b>IP44 SUITABILITY.</b>	<b>HBL7424WO</b>	—	<b>HBL74CM24WO</b>
Valox spring-loaded lift cover for weatherproofing HBL26CM10 receptacle. Meets the most stringent requirements of UL's three listing categories for weatherproof plates. Stainless steel screws and neoprene gasket included for mounting to FS/FD type weatherproof boxes. <b>IP44 SUITABILITY.</b>	<b>HBL7425WOA</b>	<b>HBL74CM25WOAW</b>	<b>HBL74CM25WOA</b>
Valox lift cover for weatherproofing 50A receptacles. Meets requirements of the most stringent of UL's three listing categories for weatherproof plates. Stainless steel screws and a neoprene gasket included. For mounting to FS/FD type weatherproof boxes. <b>IP44 SUITABILITY.</b>	<b>HBL7774WO</b>	—	<b>HBL77CM74WO</b>



HBL74CM23WO



HBL77CM74WO



CWP1CR



CWP8CR



CWP26CR

**Commercial Grade Weatherproof Plates**

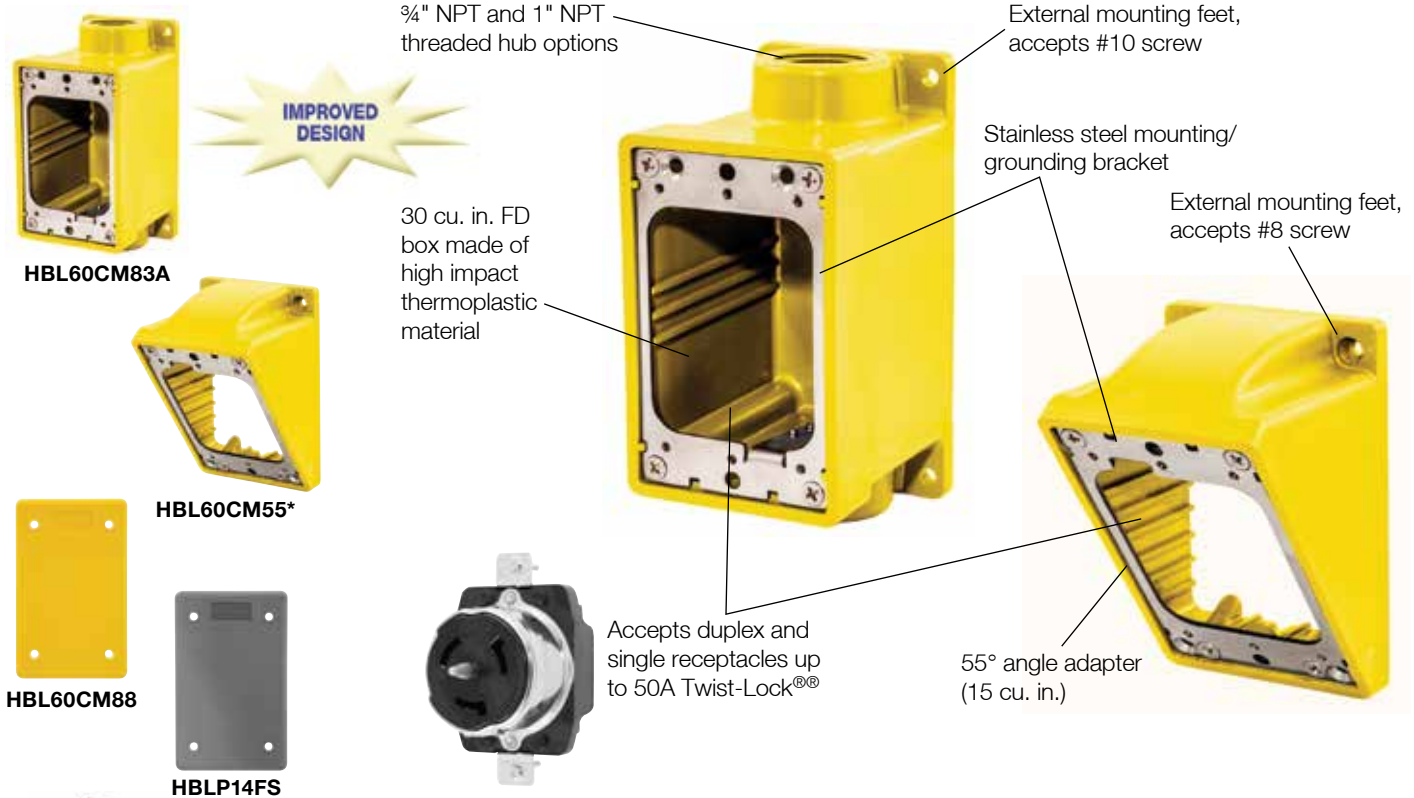
Available in a host of configurations—Twist-Lock® and straight blade receptacles in single or duplex as well as switches—these plates are perfect for marine use. The PVC resists deterioration over time and has high tensile and impact strength. Each plate comes with a tightly sealing, rubberized gasket and a super strong lift cover spring.

Description	Catalog Number
Gray PVC weatherproof lift cover for toggle switches (such as CS115).For vertical mounting in standard or FS/FD type boxes.	<b>CWP1CR</b>
Gray PVC weatherproof lift cover for duplex receptacles (such as HBL52CM62). For vertical mounting in standard or FS/FD type boxes.	<b>CWP8CR</b>
Gray PVC weatherproof lift cover for ground fault receptacles (such as GF5252MGYA) and Style Line® receptacles. For vertical mounting in standard or FS/FD type boxes.	<b>CWP26CR</b>
Same as CWP26CR except white in color.	<b>CWP26CRW</b>

Valox® is a trademark of SABIC Innovative Plastics, acquired from General Electric Company.

# Marine Products Boatyard Accessory Items

Marine Grade Dockside Boxes and Covers



## FD Boxes, Angled Adapters, Kits and Covers

Boxes	Gray	White	Yellow
(2) 1/4" NPT Hubs, FD Boxes	<b>HBL6083</b>	<b>HBL60CM83WA</b>	<b>HBL60CM83A</b>
(2) 1" NPT Hubs, FD Boxes	<b>HBL6084</b>	<b>HBL60CM84WA</b>	<b>HBL60CM84A</b>
Adapters*			
55° Angle Adapters	<b>HBL6055*</b>	<b>HBL60CM55W*</b>	<b>HBL60CM55*</b>
Kits			
(2) 1/4" NPT Hubs, Box/Adapter Kits	<b>HBL6083AK</b>	<b>HBL60CM83WAK</b>	<b>HBL60CM83AK</b>
(2) 1" NPT Hubs, Box/Adapter Kits	<b>HBL6084AK</b>	<b>HBL60CM84WAK</b>	<b>HBL60CM84AK</b>
Covers			
Blank Cover Plates	<b>HBLP14FS</b>	<b>HBL60CM88W</b>	<b>HBL60CM88</b>

Note: \*Adapters are not UL Listed, nor UL Type 4X. For UL Type 4X rating, use receptacles in a FD box.

## Marine Grade Dockside Boxes and Covers

Description	Catalog Number
Black phenolic type FS (shallow) weatherproof box has two 3/4 in. (19.1) I.P.S. molded-in knockouts. 4.56 in. H x 2.94 in. W x 2.19 in. D (115.9H x 74.6W x 55.6D) and has 16 cubic inch capacity.	<b>HBL6080OS</b>
Black non-metallic FS box with 3/4 in. threaded hubs used for mounting phone and TV outlets and PH6595 recreational vehicle inlet (see PH6621 for mounting box on recreational vehicle). Cord connector included for strain relief and to maintain watertight integrity of box when cable is used. PVC adapter also included for connection of PVC conduit to box.	<b>PH6619</b>
Black phenolic junction box with four 3/4 in. (19.1) I.P.S. molded-in knock-outs. Has 4.13 in. (104.8) diameter and is 1.88 in. (47.6) deep.	<b>HBL6081</b>
Phenolic blank cover, 1/4 in. (6.4) thick, for HBL6081 box.	<b>HBL6082</b>
Black phenolic blank cover plate for HBL6080OS.	<b>HBL6087</b>
Yellow Valox® blank cover plate for use with FS and FD type boxes.	<b>HBL60CM88</b>

Valox® is a trademark of SABIC Innovative Plastics, acquired from General Electric Company.

### Non-Metallic Vapor-tight Incandescent Fixtures

These non-metallic, vapor-tight incandescent fixtures offer long life and trouble-free lighting in wet locations in marinas and on boats. Some features of these new units are:

- UV resistant, gray, glass filled thermoplastic polyester box, mounting adapters and globe guards resists abuse and harmful effects of the elements.
- Excellent temperature operating range of -40°F (-40°C) to +302°F (150°) for use in areas with wide temperature variations or extreme ambient temperatures.
- High temperature silicone gasketing maintains integrity and molded threads for ease of installation/removal.
- Heat resistant glass globe withstands thermal shock in wet locations and has thread type mounting to assure weathertight sealing.
- High strength protective globe guard helps prevent accidental globe and lamp breakage.
- Accommodates Type A incandescent lamps up to 150 watts.
- UL 1598 Standard for luminaries.
- UL 1598A Marine type luminaries.



NVX15GHGA



NVA15GHGA



NVBA



VCGP100



HBL6085



HBL10CM22S

### Lighting and Lighting Fixtures

Description	Catalog Number
Ceiling mount non-metallic, vapor-tight incandescent luminaries including the fixture, mounting box, guard and heat resistant glass globe. Accepts up to 150 watt Type A incandescent lamp (not included).	<b>NVX15GHGA</b>
Pendant mount non-metallic, vapor-tight incandescent luminaries including fixture, mounting cap, guard and heat resistant glass globe. Accepts up to 150 watt Type A incandescent lamp (not included).	<b>NVA15GHGA</b>
Wall mount bracket only to adapt NVX15GHGA ceiling mount fixture to a wall mount fixture. Order NVBA and NVX15GHGA to get wall mount fixture.	<b>NVBA</b>
Replacement guard to NVX15GHGA and NVA15GHGA.	<b>NVGA</b>
Heat resistant replacement globe for NVX15GHGA and NVA15GHGA. Made of tempered glass.	<b>VCGP100</b>

### Nylon Watertight Strain Relief Cord Connectors

These Hubbell nylon cord connectors provide strain relief and a watertight seal where cable enters a piece of equipment, panel, or box. A patented GOTCHA® ring, with a split and hinge design, allows for better adjustment to the cord as the connector nut is tightened, providing superior cord gripping compared to other types. A soft neoprene bushing compresses to keep liquids out and allows the nut to be easily tightened.

Description	Catalog Number
A gray male PVC adapter with ¼ in. NPT pipe thread for adapting PVC conduit to FS and FD boxes with ¼ in. NPT hub (HBL6080, HBL6080OS, HBL60CM83). Not UL Listed.	<b>HBL6085</b>
Straight nylon cord connector, ½ in. NPT hub size, diameter range .25-.38 in. (6.4-9.5).	<b>HBL10CM22S</b>
Straight nylon cord connector, ½ in. NPT hub size, diameter range .38-.50 in. (9.5-12.7).	<b>HBL10CM23S</b>
Straight nylon cord connector, ¾ in. NPT hub size, diameter range .38-.50 in. (9.5-12.7).	<b>HBL10CM35S</b>
Straight nylon cord connector, ¾ in. NPT hub size, diameter range .50-.63 in. (12.7-15.9).	<b>HBL10CM36S</b>
Straight nylon cord connector, ¾" NPT hub size, diameter range .63-.75 in. (15.9-19.1).	<b>HBL10CM37S</b>
Straight nylon cord connector, 1.0 in. NPT hub size, diameter range .63-.75 in. (15.9-19.1).	<b>HBL10CM41S</b>

## Catalog Number Index

Catalog Number	Page	Catalog Number	Page	Catalog Number	Page	Catalog Number	Page
BB100N	18, 20	DR15GRYWRTR	40	HBL60CM31	10, 36	HBL77CM15W	12, 14, 25
BB201W	24	DR15I	40	HBL60CM31V	11, 36	HBL77CM16	13, 15, 25
BB301W	24	DR15ITR	40	HBL60CM31W	10, 36	HBL77CM16W	13, 15, 25
BB601W	24	DR15IWRTR	40	HBL60CM32	10, 36	HBL77CM17	12, 14
BB1001W	18, 20	DR15LA	40	HBL60CM32V	11, 36	HBL77CM67	12, 14
BB1002W	18, 20	DR15LATR	40	HBL60CM33	10, 24	HBL77CM74WO	13, 15, 45
BR15BLKWRTR	40	DR15LAWRTR	40	HBL60CM33V	11	HBL105GF	28
BR15GRYWRTR	40	DR15TR	40	HBL60CM33W	10, 24	HBL303INT	7
BR15IWRTR	40	DR15WHI	40	HBL60CM55	46	HBL303NM	7
BR15LAWRTR	40	DR15WHITR	40	HBL60CM55W	46	HBL303NMELCI	5
BR15WHIWRTR	40	DR15WHIWRTR	40	HBL60CM75	7	HBL303NMELCIS	5
BR15WRTR	40	DR15WRTR	40	HBL60CM83A	46	HBL303SS	7
CA100	18, 19, 20, 21	FT202W	24	HBL60CM83AK	46	HBL303SSELCI	5
CC100	18, 19, 20, 21	FW60100	19, 21, 24	HBL60CM83WA	46	HBL303SSELCIS	5
CR15	40	GFP6C15M	39	HBL60CM83WAK	46	HBL303SSO	7
CR15AL	40	GFP15M	39	HBL60CM84A	46	HBL316B6W	24
CR15ALTR	40	GFP25C15M	39	HBL60CM84AK	46	HBL316C6W	24
CR15BLK	40	GFP315A	39	HBL60CM84WA	46	HBL316CRCX	24
CR15BLKTR	40	GFRST52M	39	HBL60CM84WAK	46	HBL316CSW	24
CR15GRY	40	GFRST52MGY	39	HBL60CM88	46	HBL316CSW25	24
CR15GRYTR	40	GFRST52MI	39	HBL60CM88W	46	HBL316NM	24
CR15I	40	GFRST52MW	39	HBL61CM03	8	HBL316P6W	24
CR15ITR	40	GFT2G	38	HBL61CM03LED	9	HBL316R6W	24
CR15LA	40	HBL10CM22S	47	HBL61CM03W	8	HBL316SSX	24
CR15LATR	40	HBL10CM23S	47	HBL61CM03WLED	9	HBL328DCC	32
CR15TR	40	HBL10CM35S	47	HBL61CM05	8	HBL328DCP	32
CR15WHI	40	HBL10CM36S	47	HBL61CM05LED	9	HBL328DCR	32
CR15WHITR	40	HBL10CM37S	47	HBL61CM05WLED	9	HBL332B6W	24
CR16277	12	HBL10CM41S	47	HBL61CM08	8	HBL332C6W	24
CR16279	14	HBL17CM50	41	HBL61CM08LED	9	HBL332CRCX	24
CR16914	30	HBL21CM28	28	HBL61CM08W	8	HBL332CSW	24
CS50EXT4	17	HBL21CM29	28	HBL61CM08WLED	9	HBL332NM	24
CS50EXT5	17	HBL23CM10	36	HBL61CM22	28	HBL332P6W	24
CS75IT4	17	HBL23CM11	36	HBL61CM22W	28	HBL332R6W	24
CS75IT5	17	HBL23CM11V	36	HBL61CM25	28	HBL332SSX	24
CS100IT4	17	HBL23CM13	36	HBL61CM42	15	HBL363B6W	24
CS100IT5	17	HBL26CM10	10	HBL61CM42LED	15, 16	HBL363C6W	24
CS115	41	HBL26CM11	10	HBL61CM42W	15	HBL363CRC	25
CS115AL	41	HBL26CM11V	11	HBL61CM42WLED	15, 16	HBL363CRP	25
CS115BK	41	HBL26CM11VB	11	HBL61CM43	13	HBL363CRR	25
CS115GY	41	HBL26CM13	10	HBL61CM43LED	13, 16	HBL363P6W	24
CS115I	41	HBL26CM13V	11	HBL61CM52	15	HBL363R6W	24
CS115LA	41	HBL31CM28	28	HBL61CM52LED	15, 16	HBL363SSX	25
CS115W	41	HBL31CM29	28	HBL61CM52W	15	HBL503NM	12
CS315	41	HBL47CM00	34	HBL61CM52WLED	15	HBL503SS	12
CS315AL	41	HBL47CM15	34	HBL61CM53	13	HBL504NM	14
CS315BK	41	HBL47CM16	34	HBL61CM53LED	13, 16	HBL504SS	14
CS315GY	41	HBL47CM20C	34	HBL61CM54	28	HBL504SSELCI	5
CS315I	41	HBL47CM29C	34	HBL61CM55	28	HBL504SSELCIH	5
CS315LA	41	HBL52CM21	34, 35, 37, 45	HBL61CM56	28	HBL1221L	41
CS315W	41	HBL52CM21W	34, 37, 45	HBL61CM64	35	HBL1221PL	41
CS754	17	HBL52CM22	34, 35, 37, 45	HBL61CM64BK	35	HBL1223L	41
CS1004	17	HBL52CM26	45	HBL61CM65	37	HBL1223PL	41
CW100IT4	17	HBL52CM26H	45	HBL61CM71	28	HBL1281	41
CW100IT4W	17	HBL52CM61	35	HBL61CM72	28	HBL1281I	41
CW100IT5	17	HBL52CM62	35, 40	HBL61CM100	28	HBL1283	41
CW125IT4	17	HBL52CM62I	35, 40	HBL63CM60	12	HBL1283I	41
CW125IT5	17	HBL52CM66C	35	HBL63CM61	13	HBL1795	41
CW754	17	HBL52CM66V	35	HBL63CM64	14	HBL5200	38
CWP1CR	45	HBL52CM69C	35	HBL63CM65	15	HBL5221	34, 35, 37, 45
CWP8CR	45	HBL52CM69V	35	HBL63CM69	15	HBL5222	34, 35, 37, 45
CWP26CR	39, 45	HBL52CM80C	35	HBL63CM70	13	HBL5226	45
CWP26CRW	39, 45	HBL53CM61	37	HBL64CM54	29	HBL5226H	45
DR15	40	HBL53CM62	37	HBL64CM55	29	HBL5251	40
DR15AL	40	HBL53CM66C	37	HBL64CM56	29	HBL5251I	40
DR15ALTR	40	HBL53CM69C	37	HBL64CM57	29	HBL5262ISA	38
DR15BLK	40	HBL60CM17	35, 37	HBL74CM23WO	35, 37, 45	HBL5273L	28
DR15BLKTR	40	HBL60CM18	35, 37	HBL74CM24WO	10, 45	HBL5361	40
DR15BLKWRTR	40	HBL60CM19	37	HBL74CM25WOA	10, 32, 36, 45	HBL5361I	40
DR15GRY	40	HBL60CM23	34	HBL74CM25WOAW	10, 32, 36, 45	HBL6055	46
DR15GRYTR	40	HBL60CM24	34	HBL77CM15	12, 14, 25	HBL6079	41

## Catalog Number Index

Catalog Number	Page	Catalog Number	Page	Catalog Number	Page	Catalog Number	Page
HBL6080OS	32, 46	MSB1	33	NPJ13	42	PH6625	30
HBL6081	46	NP1	42	NPJ13BK	42	PH7440	30
HBL6082	46	NP1BK	42	NPJ13GY	42	PH7499	30
HBL6083	46	NP1GY	42	NPJ13I	42	RPL30P	8, 9, 11
HBL6083AK	46	NP1I	42	NPJ13W	42	RW57300	44
HBL6084	46	NP1W	42	NPJ18	42	RW57350	44
HBL6084AK	46	NP2	42	NPJ18BK	42	RW57750	44
HBL6085	47	NP2BK	42	NPJ18GY	42	RW58300	44
HBL6087	46	NP2GY	42	NPJ18I	42	RW58350	44
HBL7423WO	35, 37, 45	NP2I	42	NPJ18W	42	RW58750	44
HBL7424WO	10, 45	NP2W	42	NPJ26	42	SB1	42
HBL7425WOA	10, 32, 36, 45	NP7	42	NPJ26BK	42	SB2	42
HBL7774WO	13, 15, 45	NP7BK	42	NPJ26GY	42	SB7	42
HBL8200ILI	40	NP7GY	42	NPJ26I	42	SB8	42
HBLCBINM	7	NP7I	42	NPJ26W	42	SB13	42
HBLCBISS	7	NP7W	42	NPJ82	42	SB18	42
HBLP14FS	46	NP8	42	NPJ82BK	42	SB26	42
HBLPHTVNM	30	NP8BK	42	NPJ82GY	42	SB82	42
HBLPHTVSS	30	NP8GY	42	NPJ82I	42	SB126	42
HBLRRELCI	5	NP8I	42	NPJ82W	42	SB262	42
HBLT26CM11	38	NP8W	42	NPJ126	42	SFFGBK	43
HBLTVSS	30	NP13	42	NPJ126BK	42	SFFGEI	43
LR100	18, 19, 20, 21	NP13BK	42	NPJ126GY	42	SFFGGY	43
M11LRGSP	33	NP13GY	42	NPJ126I	42	SFFGW	43
M11LRSP	33	NP13I	42	NPJ126W	42	SR3050	7, 12, 14
M11LTR	33	NP13W	42	NPJ262	42	SS1	42
M11MSP	33	NP18	42	NPJ262BK	42	SS2	42
M11SP	33	NP18BK	42	NPJ262GY	42	SS7	42
M21SP	33	NP18GY	42	NPJ262I	42	SS8	42
M123LTR	33	NP18I	42	NPJ262W	42	SS13	42
M123MMSP	33	NP18W	42	NS612BK	43	SS18	42
M123MSP	33	NP26	42	NS612GY	43	SS26	42
M123SP	33	NP26BK	42	NS612I	43	SS82	42
M223JSP	33	NP26GY	42	NS612W	43	SS126	42
M223MMSP	33	NP26I	42	NS613BK	43	SS262	42
M223SP	33	NP26W	42	NS613GY	43	SS720	10
M4100B12R	18	NP82	42	NS613I	43	SS725	10
M4100C12	19	NP82BK	42	NS613W	43	SS750	13, 15
M4100C12R	18	NP82GY	42	NS783I	43	TV97	31
M4100P12	19	NP82I	42	NS783W	43	TV98	31
M4100R12	19	NP82W	42	NSJ5EBK	43	TV98W	31
M5100B7R	20	NP126	42	NSJ5EGY	43	TV99	31
M5100B9R	20	NP126BK	42	NSJ5EI	43	TV99W	31
M5100C7	21	NP126GY	42	NSJ5EW	43	USB15X2	38
M5100C7R	20	NP126I	42	NSJ6BK	43	USB15X2BK	38
M5100C9	21	NP126W	42	NSJ6GY	43	USB15X2GY	38
M5100C9R	20	NP262	42	NSJ6I	43	USB15X2I	38
M5100P7	21	NP262BK	42	NSJ6W	43	USB15X2LA	38
M5100P9	21	NP262GY	42	NSJUBK	43	USB15X2W	38
M5100R7	21	NP262I	42	NSJUGY	43	VCGP100	47
M5100R9	21	NP262W	42	NSJUI	43	WC310280	8
M5200BS1R	22	NPJ1	42	NSJUW	43	YC306250	13
M5200CS1	23	NPJ1BK	42	NVA15GHGA	47	YC310250	8
M5200CS1R	22	NPJ1GY	42	NVBA	47	YC312250	36
M5200PS1	23	NPJ1I	42	NVGA	47	YC314250	34
M5200RS1	23	NPJ1W	42	NVX15GHGA	47	YC406250	15
MB2003W	23	NPJ2	42	PC60	24	YQ100PLUS	26
MB2004W	23	NPJ2BK	42	PC100	19, 21	YQ230	26
MH11	33	NPJ2GY	42	PC320	24		
MHB11	33	NPJ2I	42	PC3430	24		
MR11LRSP	33	NPJ2W	42	PH6595	31		
MR11MSP	33	NPJ7	42	PH6596	31		
MR11SP	33	NPJ7BK	42	PH6597	31		
MR21SP	33	NPJ7GY	42	PH6597TV	31		
MR123LRSP	33	NPJ7I	42	PH6598	30		
MR123MMSP	33	NPJ7W	42	PH6598W	30		
MR123MSP	33	NPJ8	42	PH6599	30		
MR123SP	33	NPJ8BK	42	PH6599W	30		
MR223LRSP	33	NPJ8GY	42	PH6619	31, 46		
MR223MMSP	33	NPJ8I	42	PH6621	31		
MR223SP	33	NPJ8W	42	PH6624	30		

# Hubbell Marine Products



**HUBBELL®**  
Wiring Device-Kellems

[www.hubbell-wiring.com](http://www.hubbell-wiring.com)



Hubbell Incorporated (Delaware) • 40 Waterview Drive • Shelton, CT 06484 • Phone (800) 288-6000 • FAX (800) 255-1031  
Printed In U.S.A. Copyright 2015, Hubbell Incorporated • Specifications subject to change without notice.  
® Registered Trademark of Hubbell Incorporated. • ™ Trademark of Hubbell Incorporated.

SCM002 8/15