

# Spec 5™ Malleable Iron Conduit Bodies

For Rigid Conduit & IMC

## Types LL, LR, TB, X, C

**Use:**

To provide access to conductors for pulling, splicing, maintenance and future changes/upgrades. Allows connection of straight conduit runs, branch conduit runs and 90° bends.

**Features:**

- Tapered threaded hubs (NPT).
- Raintight when used with gasketed covers.
- Malleable iron suitable for use in concrete.
- For covers and gaskets, see Pages AB4 and AB5.
- Complete interchangeability with other manufacturers' style "5" or "35" Conduit Bodies.
- Internal volume and maximum wire clearly marked on castings.

**Material/Finish:**

Malleable Iron/  
Zinc Electroplated Aluminum Enamel

**Optional Finish:**

For additional corrosion protection, specify Hot Dip Galvanized. Add suffix "G" to standard catalog number. Contact your local representative for pricing and availability.

**Third Party Certification:**



UL Listed E-18095  
Suitable for wet locations when used with gasketed covers.



CSA Certified: LR-9795  
Suitable for wet locations when used with gasketed covers.

**Applicable Third Party Standards:**


UL Standard: 514A  
CSA Standard: C22.2 No. 18  
Fed Spec: A-A-50563  
NEMA: FB-1, FB-2.10

**Dimensional Data:**

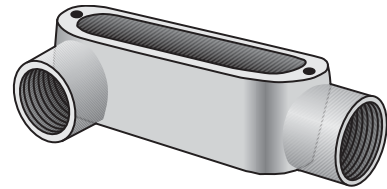
See Pages AB6 - AB8

**Note:** Conduit bodies are suitable for use in Class I, Div. 2 hazardous locations per NEC Section 501-4(B).

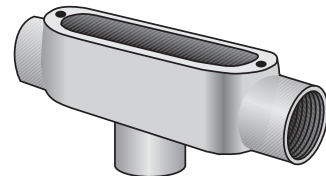
Trade Size (inches)	Catalog Number Malleable Iron Zinc Plated
1/2	LL-50
3/4	LL-75
1	LL-100
1 1/4	LL-125
1 1/2	LL-150
2	LL-200
2 1/2	LL-250
3	LL-300
3 1/2	LL-350
4	LL-400
1/2	LR-50
3/4	LR-75
1	LR-100
1 1/4	LR-125
1 1/2	LR-150
2	LR-200
2 1/2	LR-250
3	LR-300
3 1/2	LR-350
4	LR-400
1/2	TB-50
3/4	TB-75
1	TB-100
1 1/4	TB-125
1 1/2	TB-150
2	TB-200
1/2	X-50
3/4	X-75
1	X-100
1 1/4	X-125
1 1/2	X-150
2	X-200
1/2	C-50
3/4	C-75
1	C-100
1 1/4	C-125
1 1/2	C-150
2	C-200
2 1/2	C-250
3	C-300
3 1/2	C-350
4	C-400



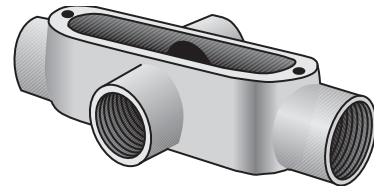
Type LL




Type LR



Type TB



Type X

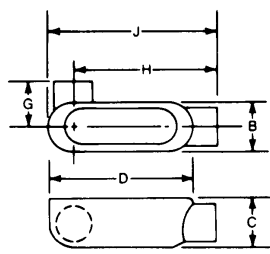
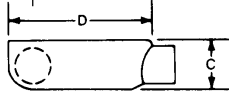


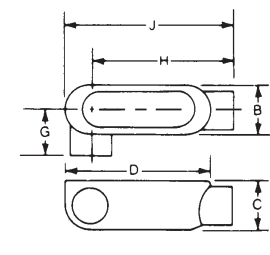
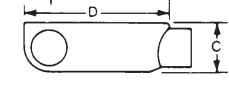
Type C

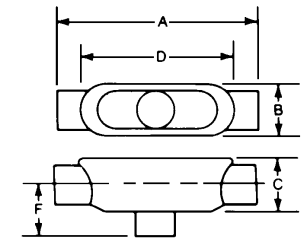
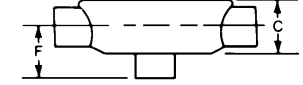
# Spec 5™ Malleable Iron Conduit Bodies

For Rigid Conduit & IMC

**Dimensional Data:**

Type LL		Dimensions in Inches							Volume Cu. In.	Max No. Conductors
Catalog Number	Trade Size	B	C	D	G	H	J			
	LL-50	1/2	1 1/8	1 3/8	4	1 3/8	4	4 5/8	4.0	N/A
	LL-75	3/4	1 5/8	1 7/8	4 5/8	1 7/8	4 5/8	5 1/8	7.0	3 #6AWG
	LL-100	1	1 7/8	2	5 5/8	1 7/8	5 5/8	6 1/4	12.0	3 #4AWG
	LL-125	1 1/4	2 1/8	2 3/8	7 1/4	2 3/8	6 3/8	8 1/4	32.0	3 #2AWG
	LL-150	1 1/2	2 3/8	2 7/8	7 3/4	2 7/8	6 7/8	8 3/4	36.0	3 #1AWG
	LL-200	2	3 1/4	3 1/2	9 5/8	2 5/8	9	10 5/8	70.0	3 #2/0AWG
	LL-250	2 1/2	4 3/8	4	12 3/8	3 3/8	11 1/8	13 3/4	142.0	3 #4/0AWG
	LL-300	3	4 7/8	4 3/4	12 3/8	3 3/8	11 1/8	13 3/4	173.0	3 #4/0AWG
	LL-350	3 1/2	5 5/8	5 5/8	15	4 1/2	13 3/8	16 3/4	292.0	3 #350MCM
	LL-400	4	5 7/8	5 7/8	15	4 1/2	13 3/8	16 3/4	324.0	3 #350MCM

Type LR		Dimensions in Inches							Volume Cu. In.	Max No. Conductors
Catalog Number	Trade Size	B	C	D	G	H	J			
	LR-50	1/2	1 1/8	1 3/8	4	1 3/8	4	4 5/8	4.0	N/A
	LR-75	3/4	1 5/8	1 7/8	4 5/8	1 7/8	4 5/8	5 1/8	7.0	3 #6AWG
	LR-100	1	1 7/8	2	5 5/8	1 7/8	5 5/8	6 1/4	12.0	3 #4AWG
	LR-125	1 1/4	2 1/8	2 3/8	7 1/4	2 3/8	7	8 1/4	32.0	3 #2AWG
	LR-150	1 1/2	2 3/8	2 7/8	7 3/4	2 7/8	7	8 3/4	36.0	3 #1AWG
	LR-200	2	3 1/4	3 1/2	9 5/8	2 5/8	9	10 5/8	70.0	3 #2/0AWG
	LR-250	2 1/2	4 3/8	4	12 3/8	3 3/8	11 5/8	13 3/4	142.0	3 #4/0AWG
	LR-300	3	4 7/8	4 3/4	12 3/8	3 3/8	11 1/8	13 3/4	173.0	3 #4/0AWG
	LR-350	3 1/2	5 5/8	5 5/8	15	4 1/2	13 3/8	16 3/4	292.0	3 #350MCM
	LR-400	4	5 7/8	5 7/8	15	4 1/2	13 3/8	16 3/4	324.0	3 #350MCM

Type TB		Dimensions in Inches						Volume Cu. In.	Max No. Conductors
Catalog Number	Trade Size	A	B	C	D	F			
	TB-50	1/2	5 5/8	1 3/8	1 3/8	4	1 1/2	4.0	N/A
	TB-75	3/4	6 1/4	1 1/2	1 5/8	4 5/8	1 1/2	7.0	3 #6AWG
	TB-100	1	7 1/8	1 5/8	2	5 5/8	1 5/8	13.0	3 #4AWG
	TB-125	1 1/4	9 5/8	2 3/8	2 3/8	7 1/4	2 1/4	32.0	3 #2AWG
	TB-150	1 1/2	9 3/4	2 5/8	2 3/4	7 1/4	2 3/8	36.0	3 #1AWG
	TB-200	2	11 5/8	3 3/8	3 1/2	9 5/8	2 3/4	70.0	3 #2/0AWG

# Spec 5™ Malleable Iron Conduit Bodies

For Rigid Conduit & IMC

## Types LL, LR, TB, X, C

**Use:**

To provide access to conductors for pulling, splicing, maintenance and future changes/upgrades. Allows connection of straight conduit runs, branch conduit runs and 90° bends.

**Features:**

- Tapered threaded hubs (NPT).
- Raintight when used with gasketed covers.
- Malleable iron suitable for use in concrete.
- For covers and gaskets, see Pages AB4 and AB5.
- Complete interchangeability with other manufacturers' style "5" or "35" Conduit Bodies.
- Internal volume and maximum wire clearly marked on castings.

**Material/Finish:**

Malleable Iron/  
Zinc Electroplated Aluminum Enamel

**Optional Finish:**

For additional corrosion protection, specify Hot Dip Galvanized. Add suffix "G" to standard catalog number. Contact your local representative for pricing and availability.

**Third Party Certification:**



UL Listed E-18095  
Suitable for wet locations when used with gasketed covers.



CSA Certified: LR-9795  
Suitable for wet locations when used with gasketed covers.

**Applicable Third Party Standards:**

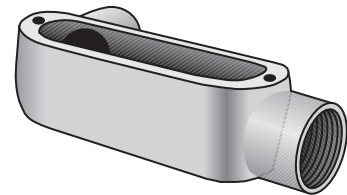
UL Standard: 514A  
CSA Standard: C22.2 No. 18  
Fed Spec: A-A-50563  
NEMA: FB-1, FB-2.10

**Dimensional Data:**

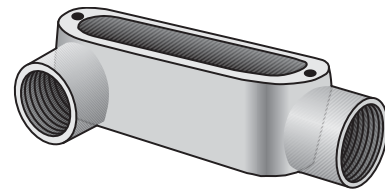
See Pages AB6 - AB8

**Note:** Conduit bodies are suitable for use in Class I, Div. 2 hazardous locations per NEC Section 501-4(B).


Trade Size (inches)	Catalog Number Malleable Iron Zinc Plated
1/2	LL-50
3/4	LL-75
1	LL-100
1 1/4	LL-125
1 1/2	LL-150
2	LL-200
2 1/2	LL-250
3	LL-300
3 1/2	LL-350
4	LL-400
1/2	LR-50
3/4	LR-75
1	LR-100
1 1/4	LR-125
1 1/2	LR-150
2	LR-200
2 1/2	LR-250
3	LR-300
3 1/2	LR-350
4	LR-400
1/2	TB-50
3/4	TB-75
1	TB-100
1 1/4	TB-125
1 1/2	TB-150
2	TB-200
1/2	X-50
3/4	X-75
1	X-100
1 1/4	X-125
1 1/2	X-150
2	X-200
1/2	C-50
3/4	C-75
1	C-100
1 1/4	C-125
1 1/2	C-150
2	C-200
2 1/2	C-250
3	C-300
3 1/2	C-350
4	C-400



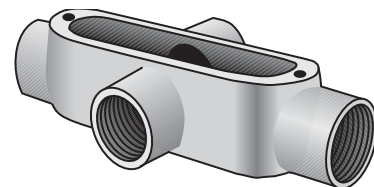
Type LL




Type LR



Type TB



Type X



Type C

# Spec 5™ Malleable Iron Conduit Bodies

For Rigid Conduit & IMC

**Dimensional Data:**

Type LL		Dimensions in Inches							Volume Cu. In.	Max No. Conductors
Catalog Number	Trade Size	B	C	D	G	H	J			
	LL-50	1/2	1 1/8	1 3/8	4	1 3/8	4	4 5/8	4.0	N/A
	LL-75	3/4	1 1/8	1 3/8	4 5/8	1 3/8	4 5/8	5 3/8	7.0	3 #6AWG
	LL-100	1	1 1/8	2	5 3/8	1 3/4	5 3/8	6 1/4	12.0	3 #4AWG
	LL-125	1 1/4	2 3/8	2 3/8	7 1/4	2 1/4	6 3/8	8 1/4	32.0	3 #2AWG
	LL-150	1 1/2	2 3/8	2 3/4	7 1/4	2 1/4	6 3/8	8 1/4	36.0	3 #1AWG
	LL-200	2	3 1/4	3 1/2	9 3/8	2 3/8	9	10 3/8	70.0	3 #2/0AWG
	LL-250	2 1/2	4 3/8	4	12 3/8	3 3/8	11 3/8	13 3/4	142.0	3 #4/0AWG
	LL-300	3	4 3/8	4 3/4	12 3/8	3 3/8	11 3/8	13 3/4	173.0	3 #4/0AWG
	LL-350	3 1/2	5 3/8	5 3/8	15	4 1/2	13 3/8	16 3/4	292.0	3 #350MCM
	LL-400	4	5 3/8	5 3/8	15	4 1/2	13 3/8	16 3/4	324.0	3 #350MCM

Type LR		Dimensions in Inches							Volume Cu. In.	Max No. Conductors
Catalog Number	Trade Size	B	C	D	G	H	J			
	LR-50	1/2	1 1/8	1 3/8	4	1 3/8	4	4 5/8	4.0	N/A
	LR-75	3/4	1 1/8	1 3/8	4 5/8	1 3/8	4 5/8	5 3/8	7.0	3 #6AWG
	LR-100	1	1 1/8	2	5 3/8	1 3/4	5 3/8	6 1/4	12.0	3 #4AWG
	LR-125	1 1/4	2 3/8	2 3/8	7 1/4	2 1/4	7	8 1/4	32.0	3 #2AWG
	LR-150	1 1/2	2 3/8	2 3/4	7 1/4	2 1/4	7	8 1/4	36.0	3 #1AWG
	LR-200	2	3 1/4	3 1/2	9 3/8	2 3/8	9	10 3/8	70.0	3 #2/0AWG
	LR-250	2 1/2	4 3/8	4	12 3/8	3 3/8	11 3/8	13 3/4	142.0	3 #4/0AWG
	LR-300	3	4 3/8	4 3/4	12 3/8	3 3/8	11 3/8	13 3/4	173.0	3 #4/0AWG
	LR-350	3 1/2	5 3/8	5 3/8	15	4 1/2	13 3/8	16 3/4	292.0	3 #350MCM
	LR-400	4	5 3/8	5 3/8	15	4 1/2	13 3/8	16 3/4	324.0	3 #350MCM

Type TB		Dimensions in Inches						Volume Cu. In.	Max No. Conductors
Catalog Number	Trade Size	A	B	C	D	F			
	TB-50	1/2	5 3/8	1 3/8	1 3/8	4	1 1/2	4.0	N/A
	TB-75	3/4	6 1/4	1 1/2	1 3/8	4 3/8	1 1/2	7.0	3 #6AWG
	TB-100	1	7 1/8	1 3/8	2	5 3/8	1 3/8	13.0	3 #4AWG
	TB-125	1 1/4	9 3/8	2 3/8	2 3/8	7 1/4	2 1/4	32.0	3 #2AWG
	TB-150	1 1/2	9 3/4	2 3/8	2 3/4	7 1/4	2 3/8	36.0	3 #1AWG
	TB-200	2	11 3/8	3 3/8	3 1/2	9 3/8	2 3/4	70.0	3 #2/0AWG