

Low-Peak™ LP-CC Class CC 600 Vac/300 Vdc, 1/2-30 A time-delay fuses



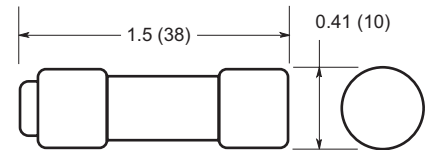
Catalog numbers (amps)

LP-CC-1/2	LP-CC-1-1/2	LP-CC-3	LP-CC-6	LP-CC-12
LP-CC-6/10	LP-CC-1-6/10	LP-CC-3-2/10	LP-CC-6-1/4	LP-CC-15
LP-CC-8/10	LP-CC-1-8/10	LP-CC-3-1/2	LP-CC-7	LP-CC-20
LP-CC-1	LP-CC-2	LP-CC-4	LP-CC-7-1/2	LP-CC-25
LP-CC-1-1/8	LP-CC-2-1/4	LP-CC-4-1/2	LP-CC-8	LP-CC-30
LP-CC-1-1/4	LP-CC-2-1/2	LP-CC-5	LP-CC-9	
LP-CC-1-4/10	LP-CC-2-8/10	LP-CC-5-6/10	LP-CC-10	

Carton quantity:

Amp rating	Carton qty.
1/2-30	10

Dimensions - in (mm)



Catalog symbol:

- LP-CC-(amp)

Description:

Bussmann™ series Ultimate protection Low-Peak Class CC current-limiting, time-delay fuses. Time-delay – 12 seconds (minimum) at 200% of rated current.

Specifications:

Ratings

- Volts
 - 600 Vac
 - 300 Vdc (1/2 to 2-8/10 A, 20-30 A)
 - 150 Vdc (3-15 A)
- Amps 1/2-30 A
- IR
 - 200 kA Vac RMS Sym.
 - 20 kA Vdc

Agency information

- UL® Listed Class CC, Std. 248-4, Guide JDDZ, File E4273
- CSA® Certified; Class 1422-02, File 53787
- CE
- RoHS compliant (20-30A)

Features:

- 200kA interrupting rating complies with NEC® Section 110.9 for today's large capacity systems.
- Fast short-circuit protection and dual-element, time-delay performance provide ultimate protection.
- Reduces existing fuse inventory by up to 33% when upgrading to Low-Peak fuses.
- Consistent 2:1 amp rating ratios for all Low-Peak fuses make selective coordination easy.
- Time-delay characteristic avoids unwanted fuse openings from surge currents while fast response speed under fault conditions provides a high degree of current limitation.
- Current-limitation protects downstream components against damaging thermal and magnetic effects of fault currents.
- A superior, all-purpose, space-saving branch circuit fuse that meets most protection requirements up to 30 A.
- Very compact physical size that's only 13/32" x 1-1/2" (10 x 38mm) with rejection tip.
- Proper sizing can provide "No Damage" Type 2 coordinated protection for NEMA and IEC motor controllers.
- Can be used where either a time-delay or a fast-acting fuse is needed, making selection easier and reducing spare fuse inventories for substantial cost reduction.
- Superior protection for small horsepower motor circuits.



Powering Business Worldwide

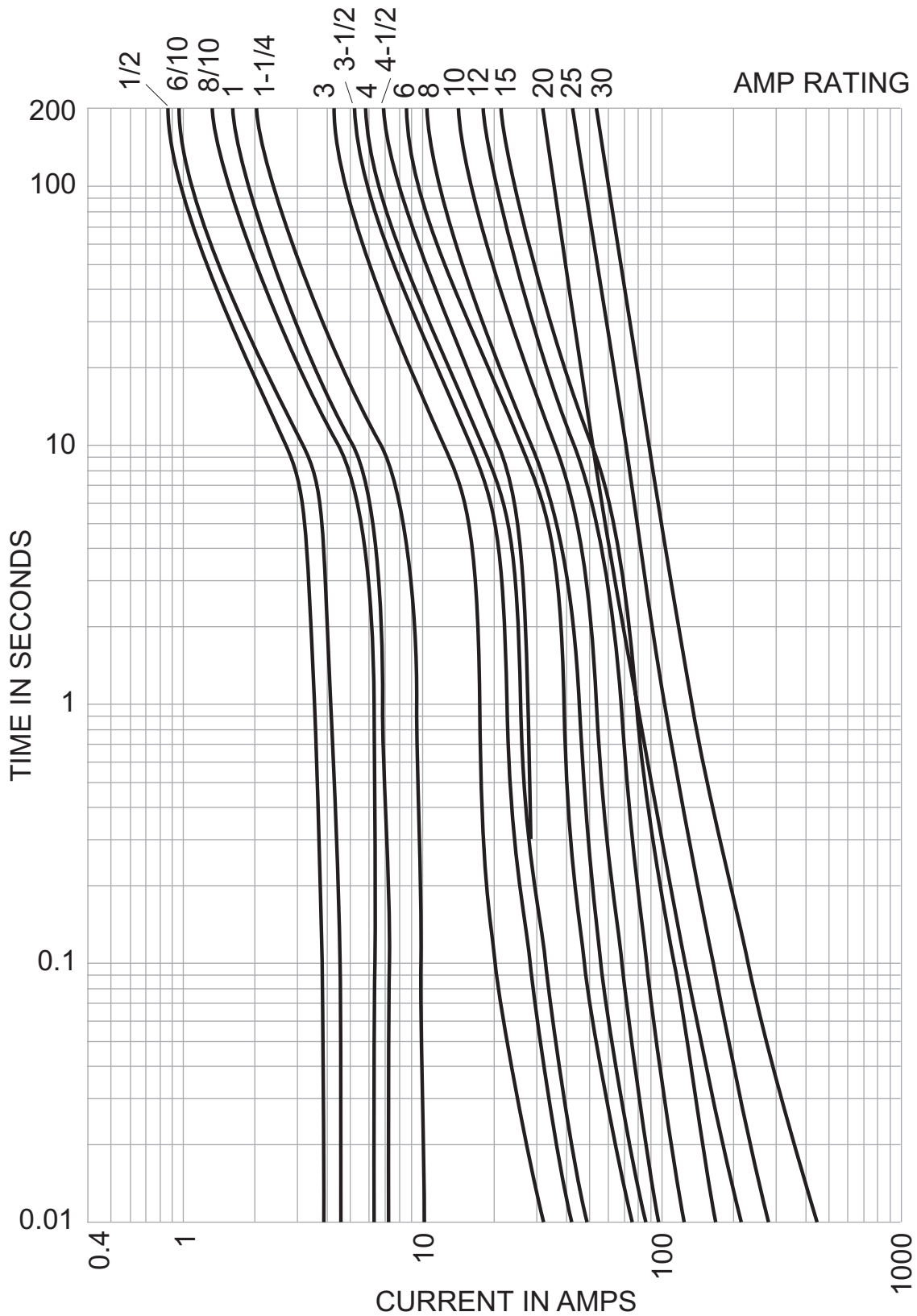
Recommended fuse blocks and holders:

Fuse amps	1-pole	2-pole	3-pole
Modular open blocks			
up to 30	BCM603-1_	BCM603-2_	BCM603-3_
DIN-Rail holders			
	CHCC1D_	CHCC2D_	CHCC3D_
Up to 30	—	—	OPM-NG_
	—	—	OPM-1038_
	—	—	OPM-1038_SW
Panel mount holders			
Up to 30	HPS-RR	—	—
	HPF-RR	—	—
In-line holders			
Up to 30	—	HEY	—
	HEZ	—	—

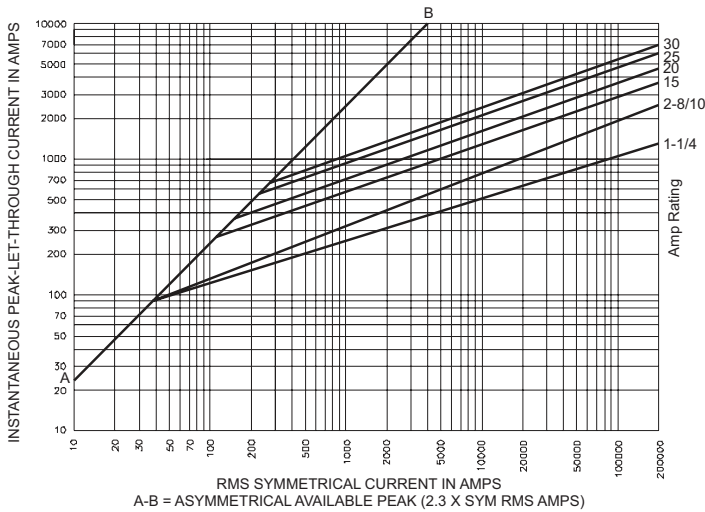
For additional information on Class CC fuse blocks and holders, see data sheets:

- Modular open blocks no. 10241 (BCM)
- DIN-Rail holders No. 10430 (CHCC), No. 1109 (OPM-NG), No. 1102 (OPM-1038), No. 1103 (OPM-1038_SW)
- Panel mount holders No. 2113 (HPS), No. 2114 (HPF)
- In-line holders No. 2126 (HEY), No. 2130 (HEZ)

Time-current curves - average melt:



Current-limitation curves:



Current-limiting effects:

Prospective S.C.C.	Let-through current (apparent RMS symmetrical vs. fuse rating)					
	1-1/4 A	2-8/10 A	15 A	20 A	25 A	30 A
1000	100	135	240	305	380	435
3000	140	210	350	440	575	580
5000	165	255	420	570	690	710
10,000	210	340	540	700	870	1000
20,000	260	435	680	870	1090	1305
30,000	290	525	800	1030	1300	1520
40,000	315	610	870	1150	1390	1700
50,000	340	650	915	1215	1520	1820
60,000	350	735	1050	1300	1650	1980
80,000	390	785	1130	1500	1780	2180
100,000	420	830	1210	1600	2000	2400
200,000	525	1100	1600	2000	2520	3050

NOTE: To calculate I_p (I_{peak}) multiply I_{RMS} value by 2.3.

The only controlled copy of this data sheet is the electronic read-only version located on the Eaton network drive. All other copies of this document are by definition uncontrolled. This bulletin is intended to clearly present comprehensive product data and provide technical information that will help the end user with design applications. Eaton reserves the right, without notice, to change design or construction of any products and to discontinue or limit distribution of any products. Eaton also reserves the right to change or update, without notice, any technical information contained in this bulletin. Once a product has been selected, it should be tested by the user in all possible applications.

Eaton
1000 Eaton Boulevard
Cleveland, OH 44122
Eaton.com

Bussmann Division
114 Old State Road
Ellisville, MO 63021
United States
Eaton.com/bussmannseries

© 2017 Eaton
All Rights Reserved
Printed in USA
Publication No. 1023 — BU-SB13732
October 2017

Eaton, Bussmann and Low-Peak are valuable trademarks of Eaton in the US and other countries. You are not permitted to use the Eaton trademarks without prior written consent of Eaton.

UL is a registered trademark of the Underwriters Laboratories, Inc.
CSA is a registered trademark of the Canadian Standards Group.
NEC is a registered trademark of the National Fire Protection Association, Inc.

For Eaton's Bussmann series product information, call **1-855-287-7626** or visit: **Eaton.com/bussmannseries**

Follow us on social media to get the latest product and support information.



Low-Peak™ LP-CC Class CC 600 Vac/300 Vdc, 1/2-30 A time-delay fuses



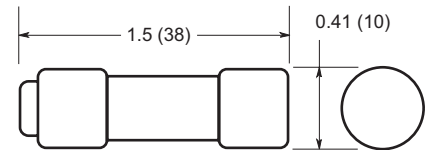
Catalog numbers (amps)

LP-CC-1/2	LP-CC-1-1/2	LP-CC-3	LP-CC-6	LP-CC-12
LP-CC-6/10	LP-CC-1-6/10	LP-CC-3-2/10	LP-CC-6-1/4	LP-CC-15
LP-CC-8/10	LP-CC-1-8/10	LP-CC-3-1/2	LP-CC-7	LP-CC-20
LP-CC-1	LP-CC-2	LP-CC-4	LP-CC-7-1/2	LP-CC-25
LP-CC-1-1/8	LP-CC-2-1/4	LP-CC-4-1/2	LP-CC-8	LP-CC-30
LP-CC-1-1/4	LP-CC-2-1/2	LP-CC-5	LP-CC-9	
LP-CC-1-4/10	LP-CC-2-8/10	LP-CC-5-6/10	LP-CC-10	

Carton quantity:

Amp rating	Carton qty.
1/2-30	10

Dimensions - in (mm)



Catalog symbol:

- LP-CC-(amp)

Description:

Bussmann™ series Ultimate protection Low-Peak Class CC current-limiting, time-delay fuses. Time-delay – 12 seconds (minimum) at 200% of rated current.

Specifications:

Ratings

- Volts
 - 600 Vac
 - 300 Vdc (1/2 to 2-8/10 A, 20-30 A)
 - 150 Vdc (3-15 A)
- Amps 1/2-30 A
- IR
 - 200 kA Vac RMS Sym.
 - 20 kA Vdc

Agency information

- UL® Listed Class CC, Std. 248-4, Guide JDDZ, File E4273
- CSA® Certified; Class 1422-02, File 53787
- CE
- RoHS compliant (20-30A)

Features:

- 200kA interrupting rating complies with NEC® Section 110.9 for today's large capacity systems.
- Fast short-circuit protection and dual-element, time-delay performance provide ultimate protection.
- Reduces existing fuse inventory by up to 33% when upgrading to Low-Peak fuses.
- Consistent 2:1 amp rating ratios for all Low-Peak fuses make selective coordination easy.
- Time-delay characteristic avoids unwanted fuse openings from surge currents while fast response speed under fault conditions provides a high degree of current limitation.
- Current-limitation protects downstream components against damaging thermal and magnetic effects of fault currents.
- A superior, all-purpose, space-saving branch circuit fuse that meets most protection requirements up to 30 A.
- Very compact physical size that's only 13/32" x 1-1/2" (10 x 38mm) with rejection tip.
- Proper sizing can provide "No Damage" Type 2 coordinated protection for NEMA and IEC motor controllers.
- Can be used where either a time-delay or a fast-acting fuse is needed, making selection easier and reducing spare fuse inventories for substantial cost reduction.
- Superior protection for small horsepower motor circuits.



Powering Business Worldwide

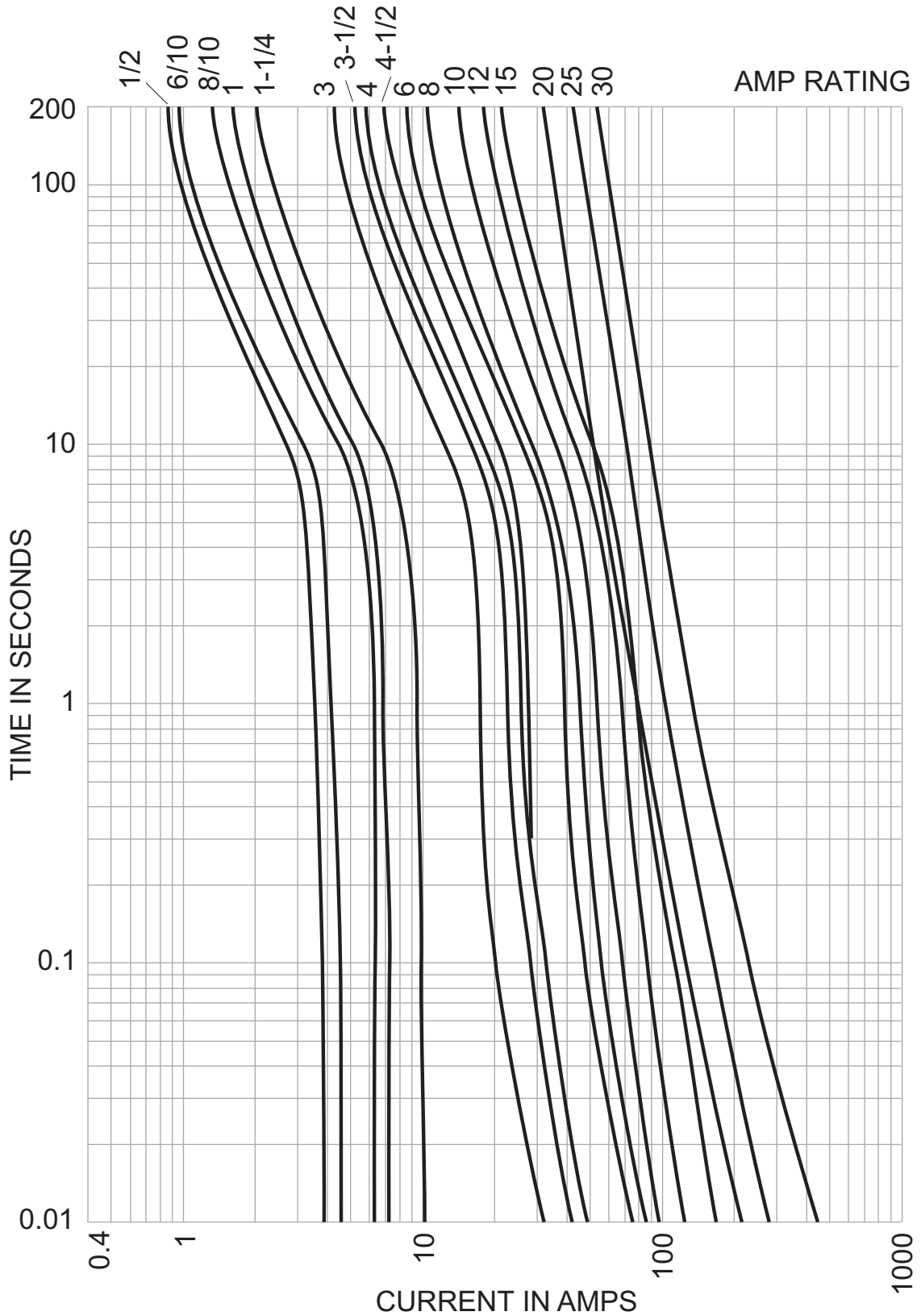
Recommended fuse blocks and holders:

Fuse amps	1-pole	2-pole	3-pole
Modular open blocks			
up to 30	BCM603-1_	BCM603-2_	BCM603-3_
DIN-Rail holders			
	CHCC1D_	CHCC2D_	CHCC3D_
Up to 30	—	—	OPM-NG_
	—	—	OPM-1038_
	—	—	OPM-1038_SW
Panel mount holders			
Up to 30	HPS-RR	—	—
	HPF-RR	—	—
In-line holders			
Up to 30	—	HEY	—
	HEZ	—	—

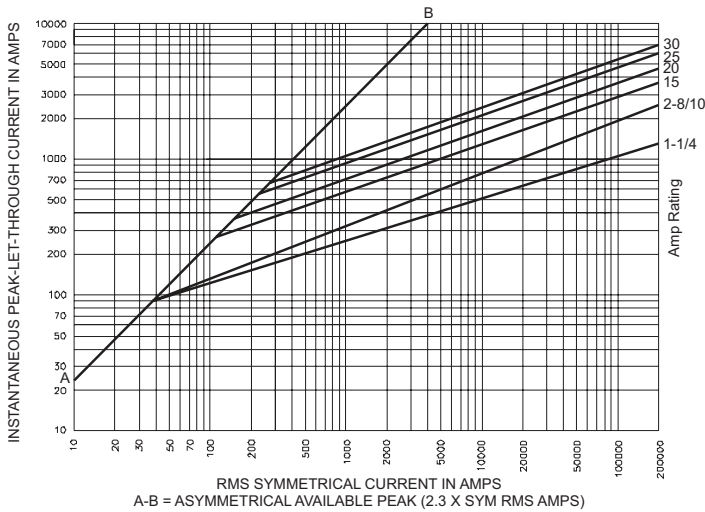
For additional information on Class CC fuse blocks and holders, see data sheets:

- Modular open blocks no. 10241 (BCM)
- DIN-Rail holders No. 10430 (CHCC), No. 1109 (OPM-NG), No. 1102 (OPM-1038), No. 1103 (OPM-1038_SW)
- Panel mount holders No. 2113 (HPS), No. 2114 (HPF)
- In-line holders No. 2126 (HEY), No. 2130 (HEZ)

Time-current curves - average melt:



Current-limitation curves:



Current-limiting effects:

Prospective S.C.C.	Let-through current (apparent RMS symmetrical vs. fuse rating)					
	1-1/4 A	2-8/10 A	15 A	20 A	25 A	30 A
1000	100	135	240	305	380	435
3000	140	210	350	440	575	580
5000	165	255	420	570	690	710
10,000	210	340	540	700	870	1000
20,000	260	435	680	870	1090	1305
30,000	290	525	800	1030	1300	1520
40,000	315	610	870	1150	1390	1700
50,000	340	650	915	1215	1520	1820
60,000	350	735	1050	1300	1650	1980
80,000	390	785	1130	1500	1780	2180
100,000	420	830	1210	1600	2000	2400
200,000	525	1100	1600	2000	2520	3050

NOTE: To calculate I_p (I_{peak}) multiply I_{RMS} value by 2.3.

The only controlled copy of this data sheet is the electronic read-only version located on the Eaton network drive. All other copies of this document are by definition uncontrolled. This bulletin is intended to clearly present comprehensive product data and provide technical information that will help the end user with design applications. Eaton reserves the right, without notice, to change design or construction of any products and to discontinue or limit distribution of any products. Eaton also reserves the right to change or update, without notice, any technical information contained in this bulletin. Once a product has been selected, it should be tested by the user in all possible applications.

Eaton
1000 Eaton Boulevard
Cleveland, OH 44122
Eaton.com

Bussmann Division
114 Old State Road
Ellisville, MO 63021
United States
Eaton.com/bussmannseries

© 2017 Eaton
All Rights Reserved
Printed in USA
Publication No. 1023 — BU-SB13732
October 2017

Eaton, Bussmann and Low-Peak are valuable trademarks of Eaton in the US and other countries. You are not permitted to use the Eaton trademarks without prior written consent of Eaton.

UL is a registered trademark of the Underwriters Laboratories, Inc.
CSA is a registered trademark of the Canadian Standards Group.
NEC is a registered trademark of the National Fire Protection Association, Inc.

For Eaton's Bussmann series product information, call **1-855-287-7626** or visit: **Eaton.com/bussmannseries**

Follow us on social media to get the latest product and support information.

