

# LF6CFV/LF8CFV

LiteFrame®

## 6" & 8" Vertical Compact Fluorescent Downlights

One 26W, 32W, or 42W Triple Tube

**WIFT<sup>2</sup>**  
OPTICS

**wiHUBB**



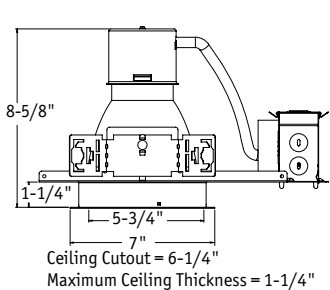
### FEATURES

- Electronic ballast with end of life protection and 120-277V universal voltage
- Standard with Prescolite's exclusive Watts Per Square Foot Optics
- Iridescence suppressed, semi-diffuse, self-trim Alzak reflectors
- Baffle units standard with painted white self-trim
- J-box is accessible from below ceiling
- Shipped with pre-installed light commercial bar hangers (\* See below for optional upgraded commercial grade bar hangers)
- Non-IC rated. Suitable for damp locations and through wiring (wet listed with lensed reflectors)
- Available with exclusive wiHUBB technology preinstalled
- Luminaires are certified by a National Recognized Testing Lab (NRTL), either UL or CSA.

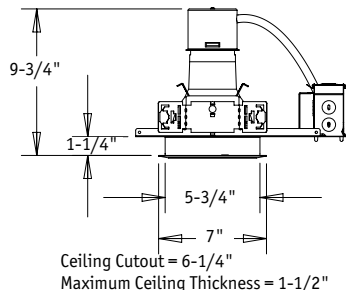
### ORDERING INFORMATION

EXAMPLE: LF6CFV32EB 6CFV LP32T30K

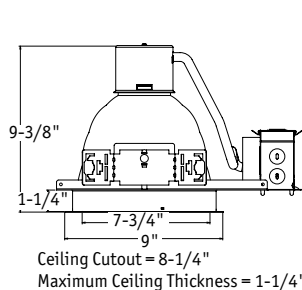
LF6CFV32EB	6CFV	LP32T30K
<b>HOUSING</b>	<b>REFLECTORS</b>	<b>REFLECTOR COLORS</b>
<b>LF6CFV32EB</b> 6" (1) 26/32/42W Triple tube, multi-volt electronic ballast (120-277V)	<b>6CFV</b> 6" Alzak Semi-Diffuse	<b>Blank</b> Clear Alzak
<b>LF8CFV32EB</b> 8" (1) 26/32/42W Triple tube, multi-volt electronic ballast (120-277V)	<b>8CFV</b> 8" Alzak Semi-Diffuse	<b>CG</b> Champagne Gold Alzak
<b>HOUSING OPTIONS</b>		<b>PW</b> Pewter Alzak
<b>CDN</b> Canadian electrical code compliant ballast disconnect		<b>WE</b> Wheat Alzak
<b>CDN 347V<sup>7</sup></b> Canadian electrical code compliant ballast disconnect		<b>LW</b> Light Wheat Alzak
<b>CP<sup>1</sup></b> Chicago Plenum. CP fixture height is 11-7/8"		<b>SPLAY COLORS<sup>4</sup></b>
<b>EM<sup>1,2,8</sup></b> Emergency battery pack with integral test switch and indicator light (open trims only)		<b>Blank</b> Painted White
<b>EMR<sup>1</sup></b> Emergency battery pack with remote test switch and indicator light		<b>CR</b> Clear Alzak
<b>FSDFA</b> Fuse Kit installed at factory		<b>CG</b> Champagne Gold Alzak
<b>RIF<sup>1</sup></b> Radio interference filter (single circuit)		<b>PW</b> Pewter Alzak
<b>DM</b> Electronic dimming ballast to 5%, 4-wire, 0-10V, (120-277V)		<b>WE</b> Wheat Alzak
<b>ECDM<sup>11</sup></b> Lutron EcoSystem Dimming Ballast to 5% 3-wire line voltage (120V-277V). Specify wattage.		<b>LW</b> Light Wheat Alzak
<b>XDM</b> Advance Mark 10" Dimming Ballast to 5%, 2-wire line voltage (specify voltage)		
<b>HDM<sup>6</sup></b> Lutron Hi Lume Dimming Ballast to 1%, 3-wire (specify voltage/ wattage)		
<b>7DM</b> Advance Mark 7" Dimming Ballast to 5%, 4-wire 0-10V		
<b>2DM<sup>6,12</sup></b> Lutron Tu-Wire® Dimming Ballast to 5%, 2-wire line voltage (120V only)		
<b>MW26</b> Max Wattage Label, 26W		
<b>MW32</b> Max Wattage Label, 32W		
<b>SYL</b> Osram Sylvania® Ballast		
<b>SMT</b> Philips Advance SmartMate® ballast		
<b>WIH</b> wiHUBB® Enabled		
		<b>REFLECTOR OPTIONS</b>
		<b>CL<sup>5,8</sup></b> Regressed clear lens
		<b>PL<sup>5,8</sup></b> Regressed prismatic lens
		<b>DL<sup>5,8</sup></b> Regressed diffuse lens
		<b>FL<sup>5,8</sup></b> Regressed fresnel lens
		<b>WW<sup>3,9</sup></b> Wall wash
		<b>WT</b> White flange (Alzak only)
		<b>TRG</b> Trim Ring Gasket (Factory installed)
		<b>BB<sup>2,9</sup></b> Black baffle (with clear Alzak upper reflector)
		<b>WB<sup>2,9</sup></b> White baffle (with clear Alzak upper reflector)
		<b>ACCESSORIES</b>
		<b>B24</b> Set of (2) 24" bar hangers for T-bar ceilings
		<b>B6</b> Set of (2) bar hangers for ceiling joists up to 24" centers
		<b>FSDFI</b> Fuse kit for field installation
		<b>SCA6<sup>8</sup></b> Sloped ceiling adapter for 6" housings. Please specify degree of slope in 5° increments, max of 35°. (Specify Wet or Dry)
		<b>SCA8<sup>8</sup></b> Sloped ceiling adapter for 8" housings. Please specify degree of slope in 5° increments, max of 35°. (Specify Wet or Dry)
		<b>LAMP ACCESSORIES</b>
		<b>LP<sup>10</sup></b> -wattage=26, 32, 42 -type=T (Triple 4-pin) -temp= 27K, 30K, 35K, 41K (Kelvin)
		<b>NOTES</b>
		<sup>1</sup> RIF1, EMR, EM, and CP options not offered in combination
		<sup>2</sup> Not available with lensed option
		<sup>3</sup> Not compatible with EM housing option
		<sup>4</sup> Lensed trim only
		<sup>5</sup> Wet location listed
		<sup>6</sup> Not available for 42W
		<sup>7</sup> Dimming option not available for 347V
		<sup>8</sup> Not available with wall wash
		<sup>9</sup> Not available with lensed trim
		<sup>10</sup> Osram or GE lamps only for downlights
		<sup>11</sup> For 42W specify LF6/8CFV42EBECDM
		<sup>12</sup> For 26W specify LF6/8CFV26EB2DM, 32W specify LF6/8CFV32EB2DM



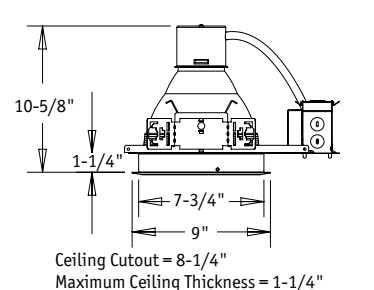
LF6CFV OPEN



LF6CFV WALL WASH/LENSED



LF8CFV OPEN



LF8CFV WALL WASH/LENSED

# LF6CFV/LF8CFV

LiteFrame®

## 6" & 8" Vertical Compact Fluorescent Downlights

One 26W, 32W, or 42W Triple Tube

**WIFT<sup>2</sup>**  
OPTICS

**wiHUBB**



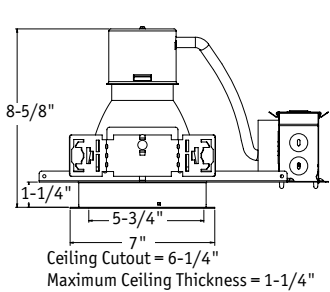
### FEATURES

- Electronic ballast with end of life protection and 120-277V universal voltage
- Standard with Prescolite's exclusive Watts Per Square Foot Optics
- Iridescence suppressed, semi-diffuse, self-trim Alzak reflectors
- Baffle units standard with painted white self-trim
- J-box is accessible from below ceiling
- Shipped with pre-installed light commercial bar hangers (\* See below for optional upgraded commercial grade bar hangers)
- Non-IC rated. Suitable for damp locations and through wiring (wet listed with lensed reflectors)
- Available with exclusive wiHUBB technology preinstalled
- Luminaires are certified by a National Recognized Testing Lab (NRTL), either UL or CSA.

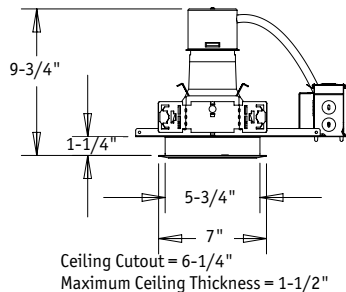
### ORDERING INFORMATION

EXAMPLE: LF6CFV32EB 6CFV LP32T30K

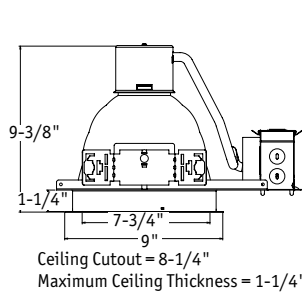
LF6CFV32EB	6CFV	LP32T30K
<b>HOUSING</b>	<b>REFLECTORS</b>	<b>REFLECTOR COLORS</b>
<b>LF6CFV32EB</b> 6" (1) 26/32/42W Triple tube, multi-volt electronic ballast (120-277V)	<b>6CFV</b> 6" Alzak Semi-Diffuse	<b>Blank</b> Clear Alzak
<b>LF8CFV32EB</b> 8" (1) 26/32/42W Triple tube, multi-volt electronic ballast (120-277V)	<b>8CFV</b> 8" Alzak Semi-Diffuse	<b>CG</b> Champagne Gold Alzak
<b>HOUSING OPTIONS</b>		<b>PW</b> Pewter Alzak
<b>CDN</b> Canadian electrical code compliant ballast disconnect		<b>WE</b> Wheat Alzak
<b>CDN 347V<sup>7</sup></b> Canadian electrical code compliant ballast disconnect		<b>LW</b> Light Wheat Alzak
<b>CP<sup>1</sup></b> Chicago Plenum. CP fixture height is 11-7/8"		<b>SPLAY COLORS<sup>4</sup></b>
<b>EM<sup>1,2,8</sup></b> Emergency battery pack with integral test switch and indicator light (open trims only)		<b>Blank</b> Painted White
<b>EMR<sup>1</sup></b> Emergency battery pack with remote test switch and indicator light		<b>CR</b> Clear Alzak
<b>FSDFA</b> Fuse Kit installed at factory		<b>CG</b> Champagne Gold Alzak
<b>RIF<sup>1</sup></b> Radio interference filter (single circuit)		<b>PW</b> Pewter Alzak
<b>DM</b> Electronic dimming ballast to 5%, 4-wire, 0-10V, (120-277V)		<b>WE</b> Wheat Alzak
<b>ECDM<sup>11</sup></b> Lutron EcoSystem Dimming Ballast to 5% 3-wire line voltage (120V-277V). Specify wattage.		<b>LW</b> Light Wheat Alzak
<b>XDM</b> Advance Mark 10" Dimming Ballast to 5%, 2-wire line voltage (specify voltage)		
<b>HDM<sup>6</sup></b> Lutron Hi Lume Dimming Ballast to 1%, 3-wire (specify voltage/ wattage)		
<b>7DM</b> Advance Mark 7" Dimming Ballast to 5%, 4-wire 0-10V		
<b>2DM<sup>6,12</sup></b> Lutron Tu-Wire® Dimming Ballast to 5%, 2-wire line voltage (120V only)		
<b>MW26</b> Max Wattage Label, 26W		
<b>MW32</b> Max Wattage Label, 32W		
<b>SYL</b> Osram Sylvania® Ballast		
<b>SMT</b> Philips Advance SmartMate® ballast		
<b>WIH</b> wiHUBB® Enabled		
		<b>REFLECTOR OPTIONS</b>
		<b>CL<sup>5,8</sup></b> Regressed clear lens
		<b>PL<sup>5,8</sup></b> Regressed prismatic lens
		<b>DL<sup>5,8</sup></b> Regressed diffuse lens
		<b>FL<sup>5,8</sup></b> Regressed fresnel lens
		<b>WW<sup>3,9</sup></b> Wall wash
		<b>WT</b> White flange (Alzak only)
		<b>TRG</b> Trim Ring Gasket (Factory installed)
		<b>BB<sup>2,9</sup></b> Black baffle (with clear Alzak upper reflector)
		<b>WB<sup>2,9</sup></b> White baffle (with clear Alzak upper reflector)
		<b>ACCESSORIES</b>
		<b>B24</b> Set of (2) 24" bar hangers for T-bar ceilings
		<b>B6</b> Set of (2) bar hangers for ceiling joists up to 24" centers
		<b>FSDFI</b> Fuse kit for field installation
		<b>SCA6<sup>8</sup></b> Sloped ceiling adapter for 6" housings. Please specify degree of slope in 5° increments, max of 35°. (Specify Wet or Dry)
		<b>SCA8<sup>8</sup></b> Sloped ceiling adapter for 8" housings. Please specify degree of slope in 5° increments, max of 35°. (Specify Wet or Dry)
		<b>LAMP ACCESSORIES</b>
		<b>LP<sup>10</sup></b> -wattage=26, 32, 42 -type=T (Triple 4-pin) -temp= 27K, 30K, 35K, 41K (Kelvin)
		<b>NOTES</b>
		<sup>1</sup> RIF1, EMR, EM, and CP options not offered in combination
		<sup>2</sup> Not available with lensed option
		<sup>3</sup> Not compatible with EM housing option
		<sup>4</sup> Lensed trim only
		<sup>5</sup> Wet location listed
		<sup>6</sup> Not available for 42W
		<sup>7</sup> Dimming option not available for 347V
		<sup>8</sup> Not available with wall wash
		<sup>9</sup> Not available with lensed trim
		<sup>10</sup> Osram or GE lamps only for downlights
		<sup>11</sup> For 42W specify LF6/8CFV42EBECDM
		<sup>12</sup> For 26W specify LF6/8CFV26EB2DM, 32W specify LF6/8CFV32EB2DM
		Slope ceiling adapter and housing must be installed at the same time. For a more precise degree or wet ceiling applications, please contact factory



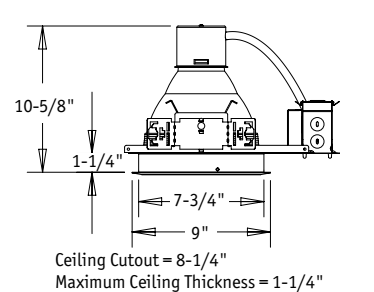
LF6CFV OPEN



LF6CFV WALL WASH/LENSED



LF8CFV OPEN



LF8CFV WALL WASH/LENSED