

brighten



The versatile brightness of GE's LED MR16/MRX16 lamps are not just something you see, it's something you feel.

LED MR16/MRX16 lamps

For high-output in decorative lighting applications, GE's dimmable 7-watt LED MR16/MRX16 lamp is the perfect solution.

LOW-COST OPERATION

- For example, using only 7 watts of energy, save over \$118 in energy costs over the rated life of a lamp versus a standard 50-watt halogen lamp based on \$0.11 per kWh
- Energy efficiency and long life mean fewer lamp replacements versus halogen MR16/MRX16 light sources

EXCELLENT COLOR RENDERING

- Available with a CRI of 80 - 95

COLOR TEMPERATURE

- Halogen-like color
- Available in 2700K, 3000K and 4000K

LONG LIFE

- Up to 25,000 hours rated life (L70)

DIMMABLE

- Dims from 100% to 10%

BEAM PATTERNS

- Available in 15°, 25° and 35° beam patterns

TRANSFORMER COMPATIBILITY

- A lamp-transformer compatibility table has been developed and is available at www.gelighting.com/LED-MR16

ENVIRONMENTALLY CONSCIOUS

- These lamps are energy efficient, contain no lead or mercury, and are compliant with material restriction requirements of RoHS

GE QUALITY AND RELIABILITY

- 3-year limited warranty

To learn more about saving money and energy, go to: gelighting.com/ThinkLED

When you Think LED lighting, Think GE.

ecomaginationSM






imagination at work

Information provided is subject to change without notice. Please verify all details with GE. All values are design or typical values when measured under laboratory conditions, and GE makes no warranty or guarantee, expressed or implied, that such performance will be obtained under end-use conditions.

LED MR16/MRX16 lamps

Directional Lamps (MR16/MRX16)

| Bulb Shape | Base Type | Watts | Order Code | Description | Case Volts | MOL Qty** | MOL (In) | Lumens Initial | CBCP | Initial Color Temp | CRI | Wattage Replacement | *Rated Life L70 (Hrs) | Dimmable | ENERGY STAR® Status | #Location Rating | Additional Information | |
|---|-----------|-------|---------------------------------|-------------------|------------|-----------|----------|----------------|------|--------------------|-----|---------------------|-----------------------|----------|---------------------|-------------------------|--------------------------|--|
| 12 Volt AC/DC MR16 | | | | | | | | | | | | | | | | | | |
|  | GU5.3 | 7 | 93412 | LED7DMR16S830/15 | 12 | 6 | 2.3 | 460 | 3800 | 3000 | 80 | 35W | 25,000 | Yes | ★ | Damp | Accent, 15° beam, Silver | |
| | | | 69920 | LED7DMR16D830/25 | 12 | 6 | 1.9 | 390 | 1900 | 3000 | 83 | 35W | 25,000 | Yes | ★ | Damp | Accent, 25° beam, Silver | |
| | | | 93433 | LED7DMR16S840/15 | 12 | 6 | 1.97 | 490 | 4200 | 4000 | 80 | 35W | 25,000 | Yes | ★ | Damp | Accent, 15° beam, Silver | |
| | | | 39351 | LED7DMRX16830/35 | 12 | 6 | 1.97 | 420 | 1100 | 3000 | 82 | 35W | 25,000 | Yes | ★ | Damp | Accent, 35° beam, White | |
|  | GU5.3 | 7 | 35196 | LED7XDMRX1683025 | 12 | 6 | 2.2 | 500 | 1350 | 3000 | 80 | 50W | 25,000 | Yes | ★ | Damp | Accent, 35° beam, White | |
| | | | 35206 | LED7XDMRX1682725 | 12 | 6 | 2.2 | 480 | 2350 | 2700 | 80 | 50W | 25,000 | Yes | ★ | Damp | Accent, 25° beam, White | |
| | | | 39360 | LED7XDMRX16827/25 | 12 | 6 | 2.2 | 400 | 1800 | 2700 | 80 | 35W | 25,000 | Yes | ★ | Damp | Accent, 25° beam, White | |
| | | | 35195 | LED7XDMRX1683025 | 12 | 6 | 2.2 | 500 | 2350 | 3000 | 80 | 50W | 25,000 | Yes | ★ | Damp | Accent, 25° beam, White | |
| | | | 35196 | LED7XDMRX1683035 | 12 | 6 | 2.2 | 500 | 1350 | 3000 | 80 | 50W | 25,000 | Yes | ★ | Damp | Accent, 35° beam, White | |
| | | | 35206 | LED7XDMRX1682725 | 12 | 6 | 2.2 | 480 | 2350 | 2700 | 80 | 50W | 25,000 | Yes | ★ | Damp | Accent, 25° beam, White | |
| | | | 35214 | LED7XDMRX1682735 | 12 | 6 | 2.2 | 480 | 1350 | 2700 | 80 | 50W | 25,000 | Yes | ★ | Damp | Accent, 35° beam, White | |
| | | | 39405 | LED7DMRX16827/35 | 12 | 6 | 2.2 | 400 | 1000 | 2700 | 80 | 35W | 25,000 | Yes | ★ | Damp | Accent, 35° beam, White | |
| | | | 39408 | LED7DMRX16840/25 | 12 | 6 | 2.2 | 460 | 2100 | 4000 | 83 | 35W | 25,000 | Yes | ★ | Damp | Accent, 25° beam, White | |
| | | | 21359 | LED7MRX16R930/10 | 12 | 6 | 2.01 | 350 | 8000 | 3000 | 95 | 50W | 25,000 | - | - | Damp | Spot, 10° beam, Reveal | |
| | | | Value 12 Volt AC/DC MR16 | | | | | | | | | | | | | | | |
|  | GU5.3 | 6 | 35542 | LED5.5DMR1684035 | 12 | 6 | 1.8 | 460 | 1100 | 4000 | 80 | 35W | 25,000 | Yes | ★ | Damp | Accent, 35° beam, White | |
| | | | 35535 | LED5.5DMR1683035 | 12 | 6 | 1.88 | 420 | 1000 | 3000 | 80 | 35W | 25,000 | Yes | ★ | Damp | Accent, 35° beam, White | |
| | | | 35540 | LED5.5DMR1682735 | 12 | 6 | 1.88 | 400 | 1000 | 2700 | 80 | 35W | 25,000 | Yes | ★ | Damp | Accent, 35° beam, White | |
| | 7 | 39483 | LED7XDMR16-V8335 | 12 | 6 | 1.88 | 550 | 1400 | 3000 | 80 | 50W | 25,000 | Yes | ★ | Damp | Accent, 35° beam, White | | |
| | | 39542 | LED7XDMR16-V2725 | 12 | 6 | 1.88 | 530 | 2400 | 2700 | 80 | 50W | 25,000 | Yes | ★ | Damp | Accent, 25° beam, White | | |
| | | 39567 | LED7XDMR16-V2735 | 12 | 6 | 1.88 | 530 | 1400 | 2700 | 80 | 50W | 25,000 | Yes | ★ | Damp | Accent, 35° beam, White | | |
| | | 35543 | LED7XDMR16-28325 | 12 | 6 | 1.88 | 500 | 2350 | 3000 | 80 | 50W | 25,000 | Yes | ★ | Damp | Accent, 25° beam, White | | |

Get more information at GELighting.com/ThinkLED

Information provided is subject to change without notice. Please verify all details with GE. All values are design or typical values when measured under laboratory conditions, and GE makes no warranty or guarantee, expressed or implied, that such performance will be obtained under end-use conditions.

* The life rating is based on the hours of operation the lamp will provide before reaching 70% of its original rating (L70)
 ** Minimum order quantity = 6
 ★ ENERGY STAR® status: ENERGY STAR® certified. Lamps without a ★ are not ENERGY STAR® certified.
 # UL 1993 Environmental Requirements for LED LAMPS
 Location, damp – Exterior or interior location that is normally or periodically subject to condensation of moisture in, on, or adjacent to, electrical equipment, and includes partially protected locations.
 Location, dry – Location not normally subject to dampness, may include a location subject to temporary dampness, i.e., building under construction, provided ventilation is adequate to prevent an accumulation of moisture.
 Location, wet – Location in which water or other liquid can drip, splash, or flow on or against electrical equipment.
 Notes: 1) Product descriptions ending in "TP" indicate a carded blister or clamshell package nested in a tray for shelf display. Cards also designed for hook display.
 2) LED A19 Locking device works on PC: 85791, 85792, 89898, 62182, 89899 and 89900



Product is compliant with material restriction requirements of RoHS

ENERGY STAR® is a registered U.S. mark



www.gelighting.com

GE and the GE Monogram are trademarks of the General Electric Company. All other trademarks are the property of their respective owners. Information provided is subject to change without notice. All values are design or typical values when measured under laboratory conditions. GE Lighting and GE Lighting Solutions, LLC are businesses of the General Electric Company. © 2016 GE.

65027 | Rev 9/13/16

brighten



The versatile brightness of GE's LED MR16/MRX16 lamps are not just something you see, it's something you feel.

LED MR16/MRX16 lamps

For high-output in decorative lighting applications, GE's dimmable 7-watt LED MR16/MRX16 lamp is the perfect solution.

LOW-COST OPERATION

- For example, using only 7 watts of energy, save over \$118 in energy costs over the rated life of a lamp versus a standard 50-watt halogen lamp based on \$0.11 per kWh
- Energy efficiency and long life mean fewer lamp replacements versus halogen MR16/MRX16 light sources

EXCELLENT COLOR RENDERING

- Available with a CRI of 80 - 95

COLOR TEMPERATURE

- Halogen-like color
- Available in 2700K, 3000K and 4000K

LONG LIFE

- Up to 25,000 hours rated life (L70)

DIMMABLE

- Dims from 100% to 10%

BEAM PATTERNS

- Available in 15°, 25° and 35° beam patterns

TRANSFORMER COMPATIBILITY

- A lamp-transformer compatibility table has been developed and is available at www.gelighting.com/LED-MR16

ENVIRONMENTALLY CONSCIOUS

- These lamps are energy efficient, contain no lead or mercury, and are compliant with material restriction requirements of RoHS

GE QUALITY AND RELIABILITY

- 3-year limited warranty

To learn more about saving money and energy, go to: gelighting.com/ThinkLED

When you Think LED lighting, Think GE.

ecomaginationSM






imagination at work

Information provided is subject to change without notice. Please verify all details with GE. All values are design or typical values when measured under laboratory conditions, and GE makes no warranty or guarantee, expressed or implied, that such performance will be obtained under end-use conditions.

LED MR16/MRX16 lamps

Directional Lamps (MR16/MRX16)

| Bulb Shape | Base Type | Watts | Order Code | Description | Case Volts | MOL Qty** | MOL (In) | Lumens Initial | CBCP | Initial Color Temp | CRI | Wattage Replacement | *Rated Life L70 (Hrs) | Dimmable | ENERGY STAR® Status | #Location Rating | Additional Information | |
|---|-----------|-------|---------------------------------|-------------------|------------|-----------|----------|----------------|------|--------------------|-----|---------------------|-----------------------|----------|---------------------|-------------------------|--------------------------|--|
| 12 Volt AC/DC MR16 | | | | | | | | | | | | | | | | | | |
|  | GU5.3 | 7 | 93412 | LED7DMR16S830/15 | 12 | 6 | 2.3 | 460 | 3800 | 3000 | 80 | 35W | 25,000 | Yes | ★ | Damp | Accent, 15° beam, Silver | |
| | | | 69920 | LED7DMR16D830/25 | 12 | 6 | 1.9 | 390 | 1900 | 3000 | 83 | 35W | 25,000 | Yes | | Damp | Accent, 25° beam, Silver | |
| | | | 93433 | LED7DMR16S840/15 | 12 | 6 | 1.97 | 490 | 4200 | 4000 | 80 | 35W | 25,000 | Yes | ★ | Damp | Accent, 15° beam, Silver | |
| | | | 39351 | LED7DMRX16830/35 | 12 | 6 | 1.97 | 420 | 1100 | 3000 | 82 | 35W | 25,000 | Yes | ★ | Damp | Accent, 35° beam, White | |
|  | GU5.3 | 7 | 35196 | LED7XDMRX1683025 | 12 | 6 | 2.2 | 500 | 1350 | 3000 | 80 | 50W | 25,000 | Yes | ★ | Damp | Accent, 35° beam, White | |
| | | | 35206 | LED7XDMRX1682725 | 12 | 6 | 2.2 | 480 | 2350 | 2700 | 80 | 50W | 25,000 | Yes | ★ | Damp | Accent, 25° beam, White | |
| | | | 39360 | LED7XDMRX16827/25 | 12 | 6 | 2.2 | 400 | 1800 | 2700 | 80 | 35W | 25,000 | Yes | ★ | Damp | Accent, 25° beam, White | |
| | | | 35195 | LED7XDMRX1683025 | 12 | 6 | 2.2 | 500 | 2350 | 3000 | 80 | 50W | 25,000 | Yes | ★ | Damp | Accent, 25° beam, White | |
| | | | 35196 | LED7XDMRX1683035 | 12 | 6 | 2.2 | 500 | 1350 | 3000 | 80 | 50W | 25,000 | Yes | ★ | Damp | Accent, 35° beam, White | |
| | | | 35206 | LED7XDMRX1682725 | 12 | 6 | 2.2 | 480 | 2350 | 2700 | 80 | 50W | 25,000 | Yes | ★ | Damp | Accent, 25° beam, White | |
| | | | 35214 | LED7XDMRX1682735 | 12 | 6 | 2.2 | 480 | 1350 | 2700 | 80 | 50W | 25,000 | Yes | ★ | Damp | Accent, 35° beam, White | |
| | | | 39405 | LED7DMRX16827/35 | 12 | 6 | 2.2 | 400 | 1000 | 2700 | 80 | 35W | 25,000 | Yes | ★ | Damp | Accent, 35° beam, White | |
| | | | 39408 | LED7DMRX16840/25 | 12 | 6 | 2.2 | 460 | 2100 | 4000 | 83 | 35W | 25,000 | Yes | ★ | Damp | Accent, 25° beam, White | |
| | | | 21359 | LED7MRX16R930/10 | 12 | 6 | 2.01 | 350 | 8000 | 3000 | 95 | 50W | 25,000 | - | | Damp | Spot, 10° beam, Reveal | |
| | | | Value 12 Volt AC/DC MR16 | | | | | | | | | | | | | | | |
|  | GU5.3 | 6 | 35542 | LED5.5DMR1684035 | 12 | 6 | 1.8 | 460 | 1100 | 4000 | 80 | 35W | 25,000 | Yes | ★ | Damp | Accent, 35° beam, White | |
| | | | 35535 | LED5.5DMR1683035 | 12 | 6 | 1.88 | 420 | 1000 | 3000 | 80 | 35W | 25,000 | Yes | ★ | Damp | Accent, 35° beam, White | |
| | | | 35540 | LED5.5DMR1682735 | 12 | 6 | 1.88 | 400 | 1000 | 2700 | 80 | 35W | 25,000 | Yes | ★ | Damp | Accent, 35° beam, White | |
| | 7 | 39483 | LED7XDMR16-V8335 | 12 | 6 | 1.88 | 550 | 1400 | 3000 | 80 | 50W | 25,000 | Yes | | Damp | Accent, 35° beam, White | | |
| | | 39542 | LED7XDMR16-V2725 | 12 | 6 | 1.88 | 530 | 2400 | 2700 | 80 | 50W | 25,000 | Yes | | Damp | Accent, 25° beam, White | | |
| | | 39567 | LED7XDMR16-V2735 | 12 | 6 | 1.88 | 530 | 1400 | 2700 | 80 | 50W | 25,000 | Yes | | Damp | Accent, 35° beam, White | | |
| | | 35543 | LED7XDMR16-28325 | 12 | 6 | 1.88 | 500 | 2350 | 3000 | 80 | 50W | 25,000 | Yes | ★ | Damp | Accent, 25° beam, White | | |

Get more information at GELighting.com/ThinkLED

Information provided is subject to change without notice. Please verify all details with GE. All values are design or typical values when measured under laboratory conditions, and GE makes no warranty or guarantee, expressed or implied, that such performance will be obtained under end-use conditions.

* The life rating is based on the hours of operation the lamp will provide before reaching 70% of its original rating (L70)
 ** Minimum order quantity = 6
 ★ ENERGY STAR® status: ENERGY STAR® certified. Lamps without a ★ are not ENERGY STAR® certified.
 # UL 1993 Environmental Requirements for LED LAMPS
 Location, damp – Exterior or interior location that is normally or periodically subject to condensation of moisture in, on, or adjacent to, electrical equipment, and includes partially protected locations.
 Location, dry – Location not normally subject to dampness, may include a location subject to temporary dampness, i.e., building under construction, provided ventilation is adequate to prevent an accumulation of moisture.
 Location, wet – Location in which water or other liquid can drip, splash, or flow on or against electrical equipment.
 Notes: 1) Product descriptions ending in "TP" indicate a carded blister or clamshell package nested in a tray for shelf display. Cards also designed for hook display.
 2) LED A19 Locking device works on PC: 85791, 85792, 89898, 62182, 89899 and 89900



Product is compliant with material restriction requirements of RoHS

ENERGY STAR® is a registered U.S. mark



www.gelighting.com

GE and the GE Monogram are trademarks of the General Electric Company. All other trademarks are the property of their respective owners. Information provided is subject to change without notice. All values are design or typical values when measured under laboratory conditions. GE Lighting and GE Lighting Solutions, LLC are businesses of the General Electric Company. © 2016 GE.

65027 | Rev 9/13/16