



KT-LED36T8-96P-850-D

T8 LED LAMP

DESCRIPTION

36W T8 LED | 5000K | >80 CRI | High Efficiency | 8 Foot



LAMP TYPE: Linear
BULB TYPE: T8 LED
BASE TYPE: Fa8 (Single-Pin)
WATTAGE: 36W
COLOR TEMPERATURE: 5000K
COLOR RENDERING INDEX (CRI): >80
WARRANTY: 5 Years



PRODUCT FEATURES

- Replacement for Conventional T8/T12 8 Foot Single-Pin Fluorescent Lamp
- Double Ended Line Voltage Wiring: Connect power to each end for simplified installation
- 50,000+ Hour Lifetime
- Approximately 50% More Energy Efficient than Standard F96T12 Lamps
- Environmentally Friendly: No Mercury Used
- Instant Startup
- Includes 2 C-clips to be installed with the lamps into the fixture ballast cover to prevent any potential un-desired lamp twisting or sagging
- Frosted Lens Eliminates Pixelation
- UL Classified
- Operating Temperature: -20°C/-4°F to 55°C/131°F
- Integral Driver (Isolated), Eliminates the Need for External Driver or Ballast
- 100+ Lumens per Watt
- Plastic Lens with Aluminum Backing

OPERATING SPECIFICATIONS

ELECTRICAL CHARACTERISTICS

Input Voltage	Power Consumption	Power Factor	Input Current
120-277Vac	36W	>0.9	0.30A @ 120V 0.14A @ 277V

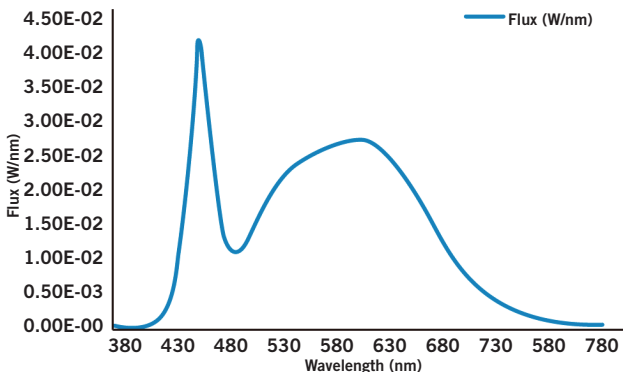
PHOTOMETRIC CHARACTERISTICS

Color Temperature (CCT)	5000K
Luminous Flux	4000 lm
Color Rendering Index (CRI)	>80
Efficacy	111 lm/W
Beam Angle	120°

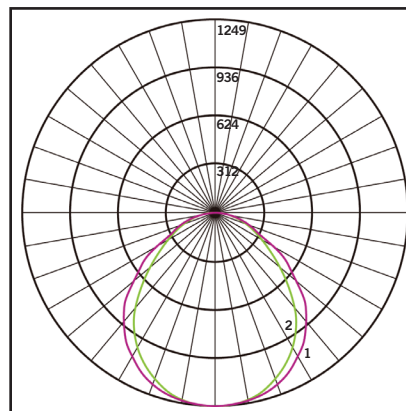
RATED LIFE

L70 (Hours)	50,000
-------------	--------

SPECTRAL DISTRIBUTION



POLAR CANDELA DISTRIBUTION



Located at Horizontal Angle = 0, Vertical Angle 0

1. **Violet** Vertical Plane through Horizontal Angles (90-270)
2. **Green** Vertical Plane through Horizontal Angles (0-180)



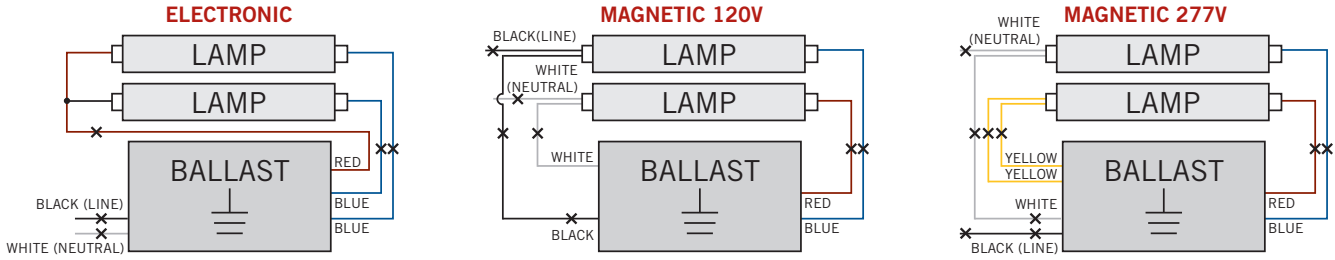
KT-LED36T8-96P-850-D

T8 LED LAMP

WIRING DIAGRAMS

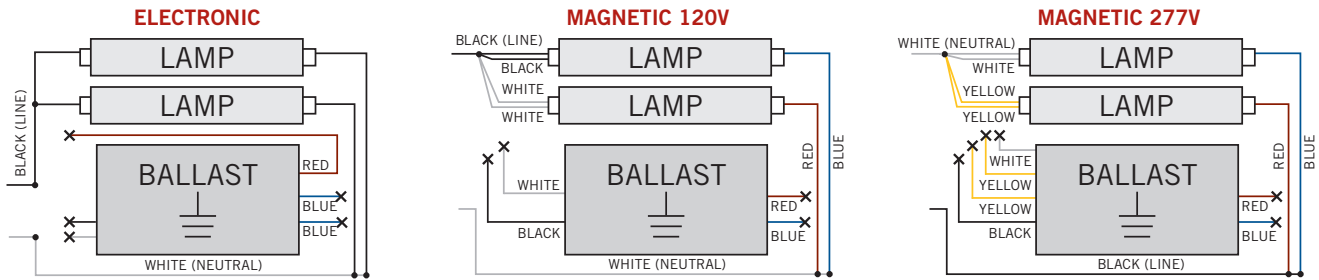
1. Identify ballast configuration as shown below and cut all wires connected to the ballast accordingly.

Typical Ballast Configurations:



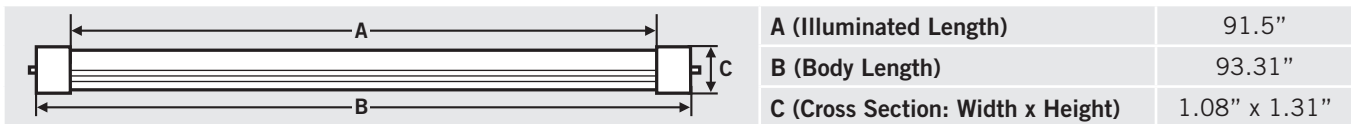
2. Confirm that the lampholders in the fixture are single-pin Fa8 lampholders. These DirectDrive LED tubes require single-pin Fa8 lampholders.
3. Rewire the fixture using existing lampholders as shown below according to the original ballast wiring configuration.

Typical Ballast Configurations:



PHYSICAL CHARACTERISTICS

LAMP DIMENSIONS



NOMINAL LENGTH: 96" BASE TYPE: Fa8 (Single-Pin)

ORDERING INFORMATION

ORDER CODE	PACKAGING STYLE	PACK QTY.	ITEM STATUS
KT-LED36T8-96P-850-D-DP	Distributor Pack (Individual Cartons)	20	Quick Ship

CATALOG NUMBER BREAKDOWN

KT-LED36T8-96P-850-D-CP

