

# LED Lamps, Tubes and Modules

## Introduction

A GE scientist invented the first visible LED in 1962, pioneering a technology that is revolutionizing the lighting industry. GE is also one of the largest LED systems companies in the world. But it's not only about size. We're dedicated to LED performance on your behalf. That's why we are helping to develop a universal set of performance measures so you can make an informed decision.

## Product Information

### LED Lamps and Tubes

#### Quality

The first time you turn on GE LED replacement lamps, you'll be amazed by the color, distribution, output and uniformity. The proof is in your "before and after" environment. In addition, every LED system comes with a product life rating that recognizes acceptable light output for its intended application, ensuring that you won't be left in the dark.

#### Long Life

GE's LED replacement lamps are sturdy, dependable and long lasting. Depending on the lamp, you can expect up to 50,000 hours of rated life. That's 12 hours a day, every day of the year, for over a decade.

#### Innovation

We continually invest in new products and are often the first to market with the latest upgrades, including light sources, luminaires and controls for a system that's both efficient and effective.



#### ENERGY STAR®

In addition to energy savings, ENERGY STAR® qualified LED lamps can further reduce the overall cost of ownership through lamp rebate incentives. Good news for you is that GE has the most ENERGY STAR® rated LEDs. According to ENERGY STAR® guidelines, the benefits of an ENERGY STAR® qualified LED lamp include:

- Uses about 75% less energy than a traditional incandescent lamp
- Lasts at least 6 times longer than an incandescent lamp
- Turns on instantly—there's no warm up time

#### Total System Solutions

Anyone can install a lamp. What we implement are lighting strategies and solutions. Our products are designed to benefit you from an overall performance perspective.

#### Proven Track Record

We've been here. We'll be here. Built into each of GE's LED replacement lamps is 125 years of experience, reliability and innovation. Every performance claim we make is supported by stringent, comprehensive testing—ensuring that your lighting investment pays off today and in the future.

#### Trusted Advisor

From the start, we provide a comprehensive lighting audit of existing systems, provide photometric analysis with 3D renderings of the new system, and forecast energy and maintenance savings. We also search out opportunities for improvement you may not have considered.

#### Short Payback Period

Decreased energy and maintenance costs, combined with utility rebates, deliver results that often exceed your expectations.






#### Family of Solutions

Directional. Omni-directional. Decorative. Dimming. Tight optical control. Accent. Task. Display. Indoor. Outdoor. You name it—we've got it in LED.

### Infusion™ LED Module

GE Infusion™ is a game-changing technology and one of the most flexible LED lighting solutions on the market. As a designer, OEM, or end-users, you can choose from an extensive selection of modules. Plus, there's the assurance of GE reliability and performance.

- Built for the Future: If lighting needs change or LED technology advances, there is no need to buy new fixtures. Simply twist in the latest GE Infusion™ LED Module.
- Environmentally Conscious: The Infusion™ LED Module can use fewer materials than integral LED fixtures because only the module is replaced at the end of lamp life—not the entire light fixture.
- Customizable: Select the module with the light level or color quality that meets your needs. The Infusion™ LED Module dims using a variety of dimming protocols including 0-10V, Phase and DALI.
- Compatible: Ideal for fixture manufacturers designing for track, recessed, pendant or other types of luminaires around one compatible solution—no need for multiple base designs.

Bulb Shape	Base Type	Watts	Order Code	Description	Volts	Case Qty	MOL (in)	Lumens Initial	CBCP	Initial Color Temp	CRI	†Wattage Equivalency	*Rated Life - Hours L70	Dimmable	††ENERGY STAR®	‡Location Rating	Additional Information	
<b>LED A-Line Lamps (continued)</b>																		
<b>LED A-21 (continued)</b>																		
		17	34369	LED17DA21/5K/BX	120	4	5.28	1600		5000	80	100W	15,000	▲		Damp	White, Semi-Omni	
		17	16113	LED17DA21/827	120	6	5.28	1600		2700	78	100W	15,000	▲		Damp	White, Semi-Omni	
		17	83693	LED17DA21/BX	120	4	5.28	1600		2700	78	100W	15,000	▲		Damp	White, Semi-Omni	
		17	23006	LED17DA221XSW	120	4	5.28	1520		2700	85	100W	15,000	▲		Damp	White, Semi-Omni	
		22	73378	LED22A50/150/827	120	6	5.31	700/2155/1600		2700	80	50W/100W/150W	25,000				Damp	White, 3-Way
		22	92119	LED22A50/150/BX	120	3	5.31	700/2155/1600		2700	80	50W/100W/150W	25,000				Damp	White, 3-Way
		22	92120	LED22A50/150/5KB	120	3	5.31	700/2155/1600		5000	80	50W/100W/150W	25,000				Damp	White, 3-Way
<b>LED Bright Stik</b>																		
	Med	10	28089	LED10LS3/828	120	48	4.45	760		2840	80	60W	15,000			Indoor	Case = 16 3-pack	
		10	32273	LED10LS3/850	120	48	4.45	760		5000	80	60W	15,000			Indoor	Case = 16 3-pack	
		16	35524	LED16LS2/5K	120	32	5.31	1520		2850	88	100W	15,000			Indoor		
		16	35523	LED16LS2/828	120	32	5.31	1520		2850	88	100W	15,000			Indoor		
<b>LED Reflector Lamps</b>																		
<b>LED R20</b>																		
	Med	7	33851	LED7DRS20F-W/TP	120	3	4.43	470		2700	80		25,000	▲		Damp	White	
		7	13829	LED7DRS20F827	120	6	3.64	470		2700	80		25,000	▲		Damp	White	
		7	14065	LED7DRS20F830	120	6	3.64	470		3000	80		25,000	▲		Damp	White	
		7	20453	LED7DRS20F/5K/TP	120	3	4.43	500		5000	80		25,000	▲		Damp	White	
<b>LED BR30 (The 12W BR30s are 65-watt incandescent replacements - based on ENERGY STAR® requirements for lumens)</b>																		
	Med	10	68160	LED10DR303V/827W	120	6	5.37	700		2700	80	65W	25,000	▲	★	Damp	Frosted, White body	
		10	68161	LED10DR303V/830W	120	6	5.37	700		3000	80	65W	25,000	▲	★	Damp	Frosted, White body	
		10	89936	LED10DR303-W/TP	120	3	5.37	700		2700	80	65W	25,000	▲	★	Damp	Frosted, White body	
		10	89942	LED10DR303/5K/TP	120	3	5.37	700		5000	80	65W	25,000	▲	★	Damp	Frosted, White body	
<b>LED BR30 Reveal</b>																		
		10	92470	LED10DR303RVL	120	3	5.37	650		2700	90	65W	25,000	▲	★	Damp	Frosted, White body	
		12	83574	LED12DR303RVLES	120	3	5.37	650		2700	90	65W	25,000	▲	★	Damp	Frosted, White Body	
<b>LED BR40</b>																		
	Med	13	89941	LED13BR40/TP	120	3	6.34	1070		2700	80	85W	25,000	▲	★	Damp	Frosted, White body	
		13	20445	LED13BR40/5K/TP	120	3	6.34	1070		5000	80	85W	25,000	▲	★	Damp	Frosted, White body	
		13	64176	LED13DBR40/827	120	6	6.34	1070		2700	80	85W	25,000	▲	★	Damp	Frosted, White body	
		13	14708	LED13DBR40/830	120	6	6.34	1070		3000	80	85W	25,000	▲	★	Damp	Frosted, White body	
<b>LED Directional Lamps (MR16)</b>																		
<b>LED 12 Volt AC/DC MR16 and MRX16 (35-watt Halogen replacements - based on ENERGY STAR® requirements for center beam candlepower)</b>																		
	GU5.3	4	62915	LED4MR16/NFL/TP	12	3	1.88	210	800	3000	80		25,000			Damp	Accent, 25° beam, Silver	
		7	89945	LED7DMR16D/TP	12	6	1.88	390	1900	3000	83	35W	25,000	▲		Dry	Accent, 25° beam, Silver	
		7	69920	LED7DMR16D830/25	12	6	1.9	390	1900	3000	83	35W	25,000	▲		Dry	Accent, 25° beam, Silver	
		7	69925	LED7DMR16D840/15	12	6	1.9	430	4000	4000	87	35W	25,000	▲		Dry	Accent, 15° beam, Silver	
		7	93431	LED7DMR16S827/15	12	6	1.97	440	3700	2700	80	35W	25,000	▲	★	Dry	Accent, 15° beam, Silver	
		7	93412	LED7DMR16S830/15	12	6	2.3	460	3800	3000	80	35W	25,000	▲	★	Dry	Accent, 15° beam, Silver	
		7	93433	LED7DMR16S840/15	12	6	1.97	490	4200	4000	80	35W	25,000	▲	★	Dry	Accent, 15° beam, Silver	
		7	89947	LED7XDMR16D/TP	12	6	1.88	500	2500	3000	82	50W	25,000	▲		Dry	Accent, 25° beam, Silver, Gen 2††	
		7	69951	LED7XDMR16S82725	12	6	1.88	480	2400	2700	80	50W	25,000	▲	★	Dry	Accent, 25° beam, Silver	
		7	69952	LED7XDMR16S82735	12	6	1.88	480	1400	2700	80	50W	25,000	▲	★	Dry	Accent, 35° beam, Silver	
		7	69949	LED7XDMR16S83025	12	6	1.88	500	2500	3000	82	50W	25,000	▲	★	Dry	Accent, 25° beam, Silver	
		7	69950	LED7XDMR16S83035	12	6	1.88	500	1500	3000	82	50W	25,000	▲	★	Dry	Accent, 35° beam, Silver	
			GU5.3	7	35206	LED7XDMRX1682725	12	6	2.2	480	2350	2700	80	50W	25,000	▲	★	Dry
7	35196			LED7XDMRX1683025	12	6	2.2	500	1350	3000	80	50W	25,000	▲	★	Dry	Accent, 35° beam, White	
7	39360			LED7DMRX16827/25	12	6	2.2	400	1800	2700	80	35W	25,000	▲	★	Dry	Accent, 25° beam, White	

\* The life rating is based on the hours of operation the lamp will provide before reaching 70% of its original lumen rating (L70).

\*\* Minimum order quantity = 6

† Incandescent or halogen wattage equivalencies based on Energy Star guidelines using lumens or CBCP according to lamp type

†† Energy Star status: Certified as meeting Energy Star guidelines.

‡ UL 1993 Environmental Requirements for LED Lamps.

Location, damp - Exterior or interior location that is normally or periodically subject to condensation of moisture in, on, or adjacent to electrical equipment, and includes partially protected locations.

Location, dry - Location not normally subject to dampness, may include a location subject to temporary dampness, i.e., building under construction, provided ventilation is adequate to prevent an accumulation of moisture.

Location, wet - Location in which water or other liquid can drip, splash, or flow on or against electrical equipment.

††† Improved transformer and dimmer compatibility

Note: Product descriptions ending in "/TP" indicate a carded blister or clamshell package nested in a tray for shelf display. Cards also designed for hook display.

# LED Lamps, Tubes and Modules

## Introduction

A GE scientist invented the first visible LED in 1962, pioneering a technology that is revolutionizing the lighting industry. GE is also one of the largest LED systems companies in the world. But it's not only about size. We're dedicated to LED performance on your behalf. That's why we are helping to develop a universal set of performance measures so you can make an informed decision.

## Product Information

### LED Lamps and Tubes

#### Quality

The first time you turn on GE LED replacement lamps, you'll be amazed by the color, distribution, output and uniformity. The proof is in your "before and after" environment. In addition, every LED system comes with a product life rating that recognizes acceptable light output for its intended application, ensuring that you won't be left in the dark.

#### Long Life

GE's LED replacement lamps are sturdy, dependable and long lasting. Depending on the lamp, you can expect up to 50,000 hours of rated life. That's 12 hours a day, every day of the year, for over a decade.

#### Innovation

We continually invest in new products and are often the first to market with the latest upgrades, including light sources, luminaires and controls for a system that's both efficient and effective.



### ENERGY STAR®

In addition to energy savings, ENERGY STAR® qualified LED lamps can further reduce the overall cost of ownership through lamp rebate incentives. Good news for you is that GE has the most ENERGY STAR® rated LEDs. According to ENERGY STAR® guidelines, the benefits of an ENERGY STAR® qualified LED lamp include:

- Uses about 75% less energy than a traditional incandescent lamp
- Lasts at least 6 times longer than an incandescent lamp
- Turns on instantly—there's no warm up time

### Total System Solutions

Anyone can install a lamp. What we implement are lighting strategies and solutions. Our products are designed to benefit you from an overall performance perspective.

### Proven Track Record

We've been here. We'll be here. Built into each of GE's LED replacement lamps is 125 years of experience, reliability and innovation. Every performance claim we make is supported by stringent, comprehensive testing—ensuring that your lighting investment pays off today and in the future.

### Trusted Advisor

From the start, we provide a comprehensive lighting audit of existing systems, provide photometric analysis with 3D renderings of the new system, and forecast energy and maintenance savings. We also search out opportunities for improvement you may not have considered.

### Short Payback Period

Decreased energy and maintenance costs, combined with utility rebates, deliver results that often exceed your expectations.





### Family of Solutions

Directional. Omni-directional. Decorative. Dimming. Tight optical control. Accent. Task. Display. Indoor. Outdoor. You name it—we've got it in LED.

## Infusion™ LED Module

GE Infusion™ is a game-changing technology and one of the most flexible LED lighting solutions on the market. As a designer, OEM, or end-users, you can choose from an extensive selection of modules. Plus, there's the assurance of GE reliability and performance.

- Built for the Future: If lighting needs change or LED technology advances, there is no need to buy new fixtures. Simply twist in the latest GE Infusion™ LED Module.
- Environmentally Conscious: The Infusion™ LED Module can use fewer materials than integral LED fixtures because only the module is replaced at the end of lamp life—not the entire light fixture.
- Customizable: Select the module with the light level or color quality that meets your needs. The Infusion™ LED Module dims using a variety of dimming protocols including 0-10V, Phase and DALI.
- Compatible: Ideal for fixture manufacturers designing for track, recessed, pendant or other types of luminaires around one compatible solution—no need for multiple base designs.

Bulb Shape	Base Type	Watts	Order Code	Description	Volts	Case Qty	MOL (in)	Lumens Initial	CBCP	Initial Color Temp	CRI	†Wattage Equivalency	*Rated Life - Hours L70	Dimmable	††ENERGY STAR®	‡Location Rating	Additional Information	
<b>LED A-Line Lamps (continued)</b>																		
<b>LED A-21 (continued)</b>																		
		17	34369	LED17DA21/5K/BX	120	4	5.28	1600		5000	80	100W	15,000	▲		Damp	White, Semi-Omni	
		17	16113	LED17DA21/827	120	6	5.28	1600		2700	78	100W	15,000	▲		Damp	White, Semi-Omni	
		17	83693	LED17DA21/BX	120	4	5.28	1600		2700	78	100W	15,000	▲		Damp	White, Semi-Omni	
		17	23006	LED17DA221XSW	120	4	5.28	1520		2700	85	100W	15,000	▲		Damp	White, Semi-Omni	
		22	73378	LED22A50/150/827	120	6	5.31	700/2155/1600		2700	80	50W/100W/150W	25,000				Damp	White, 3-Way
		22	92119	LED22A50/150/BX	120	3	5.31	700/2155/1600		2700	80	50W/100W/150W	25,000				Damp	White, 3-Way
		22	92120	LED22A50/150/5KB	120	3	5.31	700/2155/1600		5000	80	50W/100W/150W	25,000				Damp	White, 3-Way
<b>LED Bright Stik</b>																		
	Med	10	28089	LED10LS3/828	120	48	4.45	760		2840	80	60W	15,000			Indoor	Case = 16 3-pack	
		10	32273	LED10LS3/850	120	48	4.45	760		5000	80	60W	15,000			Indoor	Case = 16 3-pack	
		16	35524	LED16LS2/5K	120	32	5.31	1520		2850	88	100W	15,000			Indoor		
		16	35523	LED16LS2/828	120	32	5.31	1520		2850	88	100W	15,000			Indoor		
<b>LED Reflector Lamps</b>																		
<b>LED R20</b>																		
	Med	7	33851	LED7DRS20F-W/TP	120	3	4.43	470		2700	80		25,000	▲		Damp	White	
		7	13829	LED7DRS20F827	120	6	3.64	470		2700	80		25,000	▲		Damp	White	
		7	14065	LED7DRS20F830	120	6	3.64	470		3000	80		25,000	▲		Damp	White	
		7	20453	LED7DRS20F/5K/TP	120	3	4.43	500		5000	80		25,000	▲		Damp	White	
<b>LED BR30 (The 12W BR30s are 65-watt incandescent replacements - based on ENERGY STAR® requirements for lumens)</b>																		
	Med	10	68160	LED10DR303V/827W	120	6	5.37	700		2700	80	65W	25,000	▲	★	Damp	Frosted, White body	
		10	68161	LED10DR303V/830W	120	6	5.37	700		3000	80	65W	25,000	▲	★	Damp	Frosted, White body	
		10	89936	LED10DR303-W/TP	120	3	5.37	700		2700	80	65W	25,000	▲	★	Damp	Frosted, White body	
		10	89942	LED10DR303/5K/TP	120	3	5.37	700		5000	80	65W	25,000	▲	★	Damp	Frosted, White body	
<b>LED BR30 Reveal</b>																		
		10	92470	LED10DR303RVL	120	3	5.37	650		2700	90	65W	25,000	▲	★	Damp	Frosted, White body	
		12	83574	LED12DR303RVL	120	3	5.37	650		2700	90	65W	25,000	▲	★	Damp	Frosted, White Body	
<b>LED BR40</b>																		
	Med	13	89941	LED13BR40/TP	120	3	6.34	1070		2700	80	85W	25,000	▲	★	Damp	Frosted, White body	
		13	20445	LED13BR40/5K/TP	120	3	6.34	1070		5000	80	85W	25,000	▲	★	Damp	Frosted, White body	
		13	64176	LED13DBR40/827	120	6	6.34	1070		2700	80	85W	25,000	▲	★	Damp	Frosted, White body	
		13	14708	LED13DBR40/830	120	6	6.34	1070		3000	80	85W	25,000	▲	★	Damp	Frosted, White body	
<b>LED Directional Lamps (MR16)</b>																		
<b>LED 12 Volt AC/DC MR16 and MRX16 (35-watt Halogen replacements - based on ENERGY STAR® requirements for center beam candlepower)</b>																		
	GU5.3	4	62915	LED4MR16/NFL/TP	12	3	1.88	210	800	3000	80		25,000			Damp	Accent, 25° beam, Silver	
		7	89945	LED7DMR16D/TP	12	6	1.88	390	1900	3000	83	35W	25,000	▲		Dry	Accent, 25° beam, Silver	
		7	69920	LED7DMR16D830/25	12	6	1.9	390	1900	3000	83	35W	25,000	▲		Dry	Accent, 25° beam, Silver	
		7	69925	LED7DMR16D840/15	12	6	1.9	430	4000	4000	87	35W	25,000	▲		Dry	Accent, 15° beam, Silver	
		7	93431	LED7DMR16S827/15	12	6	1.97	440	3700	2700	80	35W	25,000	▲	★	Dry	Accent, 15° beam, Silver	
		7	93412	LED7DMR16S830/15	12	6	2.3	460	3800	3000	80	35W	25,000	▲	★	Dry	Accent, 15° beam, Silver	
		7	93433	LED7DMR16S840/15	12	6	1.97	490	4200	4000	80	35W	25,000	▲	★	Dry	Accent, 15° beam, Silver	
		7	89947	LED7XDMR16D/TP	12	6	1.88	500	2500	3000	82	50W	25,000	▲		Dry	Accent, 25° beam, Silver, Gen 2††	
		7	69951	LED7XDMR16S82725	12	6	1.88	480	2400	2700	80	50W	25,000	▲	★	Dry	Accent, 25° beam, Silver	
		7	69952	LED7XDMR16S82735	12	6	1.88	480	1400	2700	80	50W	25,000	▲	★	Dry	Accent, 35° beam, Silver	
		7	69949	LED7XDMR16S83025	12	6	1.88	500	2500	3000	82	50W	25,000	▲	★	Dry	Accent, 25° beam, Silver	
		7	69950	LED7XDMR16S83035	12	6	1.88	500	1500	3000	82	50W	25,000	▲	★	Dry	Accent, 35° beam, Silver	
			GU5.3	7	35206	LED7XDMRX1682725	12	6	2.2	480	2350	2700	80	50W	25,000	▲	★	Dry
7	35196			LED7XDMRX1683025	12	6	2.2	500	1350	3000	80	50W	25,000	▲	★	Dry	Accent, 35° beam, White	
7	39360			LED7DMRX16827/25	12	6	2.2	400	1800	2700	80	35W	25,000	▲	★	Dry	Accent, 25° beam, White	

\* The life rating is based on the hours of operation the lamp will provide before reaching 70% of its original lumen rating (L70).

\*\* Minimum order quantity = 6

† Incandescent or halogen wattage equivalencies based on Energy Star guidelines using lumens or CBCP according to lamp type

†† Energy Star status: Certified as meeting Energy Star guidelines.

‡ UL 1993 Environmental Requirements for LED Lamps.

Location, damp - Exterior or interior location that is normally or periodically subject to condensation of moisture in, on, or adjacent to electrical equipment, and includes partially protected locations.

Location, dry - Location not normally subject to dampness, may include a location subject to temporary dampness, i.e., building under construction, provided ventilation is adequate to prevent an accumulation of moisture.

Location, wet - Location in which water or other liquid can drip, splash, or flow on or against electrical equipment.

††† Improved transformer and dimmer compatibility

Note: Product descriptions ending in "TP" indicate a carded blister or clamshell package nested in a tray for shelf display. Cards also designed for hook display.