



KTLD-50-UV-SC1400-56-VDIM-U7

CONSTANT CURRENT PROGRAMMABLE LED DRIVER

DESCRIPTION

LED Driver | 50W | 120–277V Input | 470–1400mA Programmable Output Current



TOTAL POWER: 50W	OUTPUT CURRENT: 470–1400mA
INPUT VOLTAGE: 120–277Vac \pm 10%	DIMMING: 0–10V
INPUT FREQUENCY: 50/60 Hz	WARRANTY: 10 year limited



PRODUCT FEATURES

- Meets FCC Part 15 (Class B) consumer limits
- Short circuit overload and open load protection
- Dimmable with 0–10V dimmer (down to 1% at max. output current)
- THD: < 20%
- Auxiliary Power: 12Vdc; 200mA max.
- -40°C/-40°F to 50°C/122°F operating temperature
- 90°C/194°F maximum case temperature
- Input frequency: 50/60 Hz
- Programmable output current via Keystone supplied programming jig
- Class A Sound Rating

PROGRAMMING FEATURES

- Drive current (10mA increments)
- Minimum dimming level (1%, 3%, 5%, 7%, or 10%)
- Dimming curve (linear, log, inverse log, or square-law)
- Minimum dimming voltage (1V, 1.5V, or 2V)
- Maximum dimming voltage (7V, 8V, or 9V)
- Dim-to-off voltage (0.8V, 1V, 1.2V, or N/A)
- Thermal foldback temperature (75°C/167°F, 80°C/176°F, 85°C/185°F, or 90°C/194°F)

WHAT'S NEEDED?
A SmartCurrent Programmable LED Driver, the SmartCurrent Cradle, and a computer.



ELECTRICAL SPECIFICATIONS

Input Voltage Range	120–277Vac \pm 10%
Frequency	50/60 Hz
Power Factor	>0.9 under 120~277Vac Input with 80~100% load condition (for all output currents)
Inrush Current	10A @120V
Max. Input Current	0.52A @120V, 0.28A @240V, and 0.24A @277V
THD	<20% under 120~277Vac input with 80~100% load condition (for all output currents)
Load Regulation	\pm 2%
Line Regulation	\pm 1%
Output Tolerance	\pm 5% at full load condition
Turn-On Delay Time	<2 seconds at full load condition
Overshoot	<10% at full load condition
No Load Power Consumption	<1.5W
Ripple and Noise (pk-pk)	<3%
Withstand Voltage	Input to output, 2,800Vdc, 2mA
Leakage Current	Maximum 0.5mA at 277Vac, 60Hz input
Protection	<ul style="list-style-type: none"> • Over Voltage Protection: Hiccup mode. Protection will trigger when load voltage exceeds specified output voltage and will auto recover after the fault mode is removed. • Over Current Protection: Hiccup mode. Protection will trigger when load current exceeds specified output current and will auto recover after the fault mode is removed. • Short Circuit Protection: Hiccup mode. Protection will trigger when short circuit and will auto recover after the fault mode is removed. • Over Temperature Protection: Protection will trigger when driver overheats and auto-recovery when cooled down.



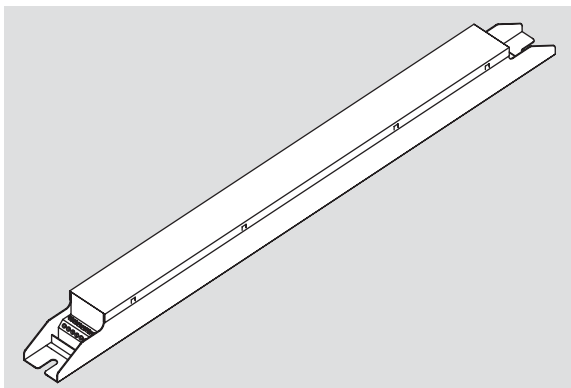
KTLD-50-UV-SC1400-56-VDIM-U7

CONSTANT CURRENT PROGRAMMABLE LED DRIVER

PRODUCT SPECIFICATIONS

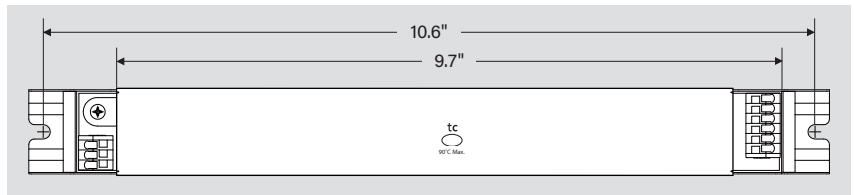
Max. Output Power	Output Current	Output Voltage	OCV	Typical Efficiency at 120V	Typical Efficiency at 240V	Typical Efficiency at 277V	Remote Mounting Distance (#18 AWG)	Class 2	
								US	Canada
50W	470-1400mA	10-56V	60V	85%@ 1.4A, 36Vdc 84%@ 0.47A, 56Vdc	86%@ 1.4A, 36Vdc 83%@ 0.47A, 56Vdc	85%@ 1.4A, 36Vdc 83%@ 0.47A, 56Vdc	26 ft.	✓	

PHYSICAL SPECIFICATIONS

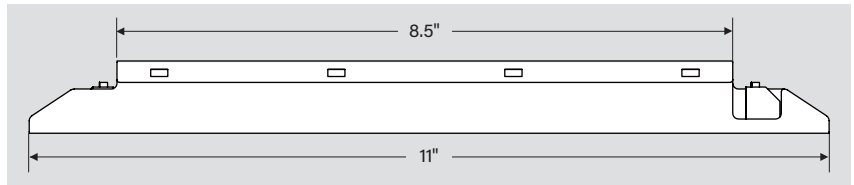


LENGTH	11.02"	MOUNTING	10.63"
WIDTH	1.20"	CASE STYLE	U7
HEIGHT	1.00"	CASE MATERIAL	Metal

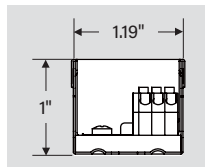
TOP VIEW



FRONT VIEW

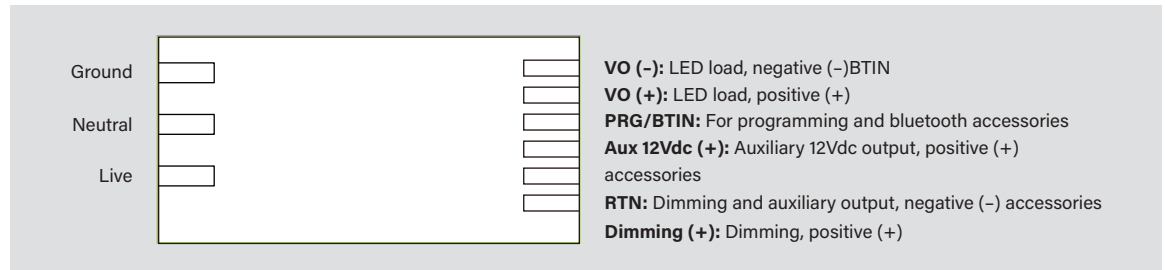


SIDE VIEW



WIRING SPECIFICATIONS

INPUT	Terminal Block
OUTPUT	Terminal Block
DIMMING	Terminal Block





KTLD-50-UV-SC1400-56-VDIM-U7

CONSTANT CURRENT PROGRAMMABLE LED DRIVER

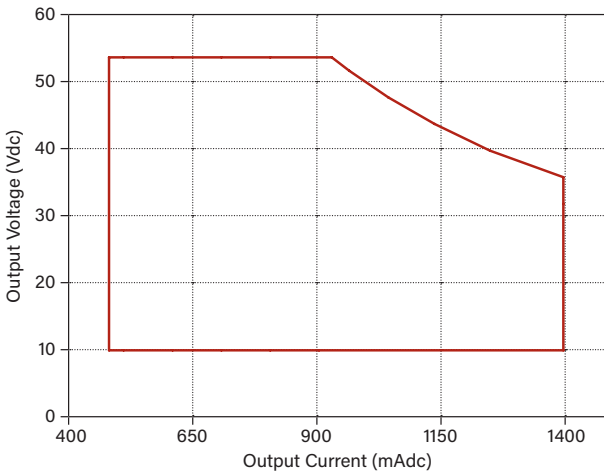
ENVIRONMENTAL SPECIFICATIONS

Operating Temperature	-40°C/-4°F to 50°C/122°F
Storage Temperature	-40°C/-4°F to 85°C/185°F
Humidity	5% to 95%
MTBF	397,500 hours at 40°C/104°F ambient (~70°C/~94°F case temperature)
Life Rating	85,000 hours at 120Vac input, 100% load and 60°C/140°F case temperature
Maximum Case Temperature	90°C/194°F
Maximum Case Temperature (tc) for 5-Year Warranty	75°C/167°F

SAFETY AND EMC COMPLIANCE

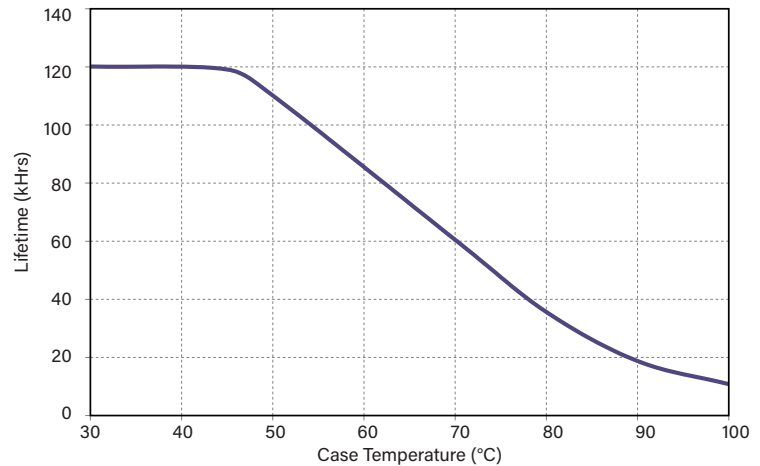
UL/cUL	UL 8750, Class P, Type HL, UL1310 Class 2
CE	EN61347-1, EN61347-2-13
FCC, 47CFR Part 15	ANSI C63.4:2009 Class B (consumer limit)
EN61000-3-2	Harmonic Current Emissions Class C

LED DRIVER OUTPUT WINDOW



Note: driver is in constant power mode from 900mA to 1400mA.

LIFETIME VS CASE TEMPERATURE



ORDERING INFORMATION

ORDER CODE	PACKAGING STYLE	PACK QUANTITY	ITEM STATUS
KTLD-50-UV-SC1400-56-VDIM-U7-CP	Carton Pack	TBD	Quick Ship

CATALOG NUMBER BREAKDOWN

KTLD-50-UV-SC1400-56-VDIM-U7-CP

1

2

3

4

5

6

7

8

9

- 1 Keystone Technologies LED Driver
- 2 Max. Output Wattage
- 3 120-277V Input
- 4 Smart Current
- 5 Max. Output Current
- 6 Max. Output Voltage
- 7 0-10V Dimming
- 8 Case Style
- 9 Packaging Style



KTLD-50-UV-SC1400-56-VDIM-U7

CONSTANT CURRENT PROGRAMMABLE LED DRIVER

DESCRIPTION

LED Driver | 50W | 120–277V Input | 470–1400mA Programmable Output Current



TOTAL POWER: 50W	OUTPUT CURRENT: 470–1400mA
INPUT VOLTAGE: 120–277Vac \pm 10%	DIMMING: 0–10V
INPUT FREQUENCY: 50/60 Hz	WARRANTY: 10 year limited



PRODUCT FEATURES

- Meets FCC Part 15 (Class B) consumer limits
- Short circuit overload and open load protection
- Dimmable with 0–10V dimmer (down to 1% at max. output current)
- THD: < 20%
- Auxiliary Power: 12Vdc; 200mA max.
- -40°C/-40°F to 50°C/122°F operating temperature
- 90°C/194°F maximum case temperature
- Input frequency: 50/60 Hz
- Programmable output current via Keystone supplied programming jig
- Class A Sound Rating

PROGRAMMING FEATURES

- Drive current (10mA increments)
- Minimum dimming level (1%, 3%, 5%, 7%, or 10%)
- Dimming curve (linear, log, inverse log, or square-law)
- Minimum dimming voltage (1V, 1.5V, or 2V)
- Maximum dimming voltage (7V, 8V, or 9V)
- Dim-to-off voltage (0.8V, 1V, 1.2V, or N/A)
- Thermal foldback temperature (75°C/167°F, 80°C/176°F, 85°C/185°F, or 90°C/194°F)

WHAT'S NEEDED?
A SmartCurrent Programmable LED Driver, the SmartCurrent Cradle, and a computer.



ELECTRICAL SPECIFICATIONS

Input Voltage Range	120–277Vac \pm 10%
Frequency	50/60 Hz
Power Factor	>0.9 under 120~277Vac Input with 80~100% load condition (for all output currents)
Inrush Current	10A @120V
Max. Input Current	0.52A @120V, 0.28A @240V, and 0.24A @277V
THD	<20% under 120~277Vac input with 80~100% load condition (for all output currents)
Load Regulation	\pm 2%
Line Regulation	\pm 1%
Output Tolerance	\pm 5% at full load condition
Turn-On Delay Time	<2 seconds at full load condition
Overshoot	<10% at full load condition
No Load Power Consumption	<1.5W
Ripple and Noise (pk-pk)	<3%
Withstand Voltage	Input to output, 2,800Vdc, 2mA
Leakage Current	Maximum 0.5mA at 277Vac, 60Hz input
Protection	<ul style="list-style-type: none"> • Over Voltage Protection: Hiccup mode. Protection will trigger when load voltage exceeds specified output voltage and will auto recover after the fault mode is removed. • Over Current Protection: Hiccup mode. Protection will trigger when load current exceeds specified output current and will auto recover after the fault mode is removed. • Short Circuit Protection: Hiccup mode. Protection will trigger when short circuit and will auto recover after the fault mode is removed. • Over Temperature Protection: Protection will trigger when driver overheats and auto-recovery when cooled down.



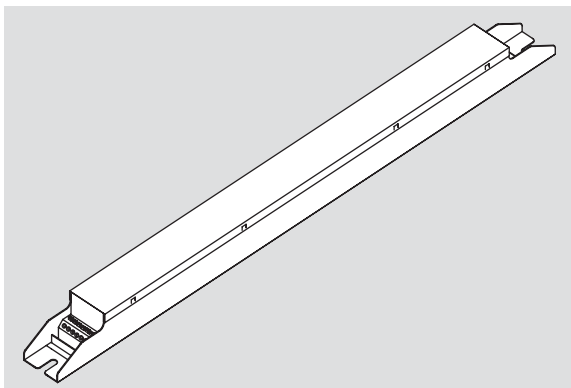
KTLD-50-UV-SC1400-56-VDIM-U7

CONSTANT CURRENT PROGRAMMABLE LED DRIVER

PRODUCT SPECIFICATIONS

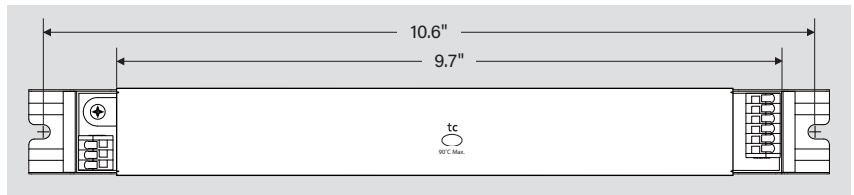
Max. Output Power	Output Current	Output Voltage	OCV	Typical Efficiency at 120V	Typical Efficiency at 240V	Typical Efficiency at 277V	Remote Mounting Distance (#18 AWG)	Class 2	
								US	Canada
50W	470-1400mA	10-56V	60V	85%@ 1.4A, 36Vdc 84%@ 0.47A, 56Vdc	86%@ 1.4A, 36Vdc 83%@ 0.47A, 56Vdc	85%@ 1.4A, 36Vdc 83%@ 0.47A, 56Vdc	26 ft.	✓	

PHYSICAL SPECIFICATIONS

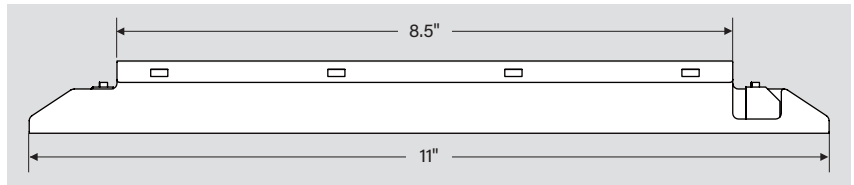


LENGTH	11.02"	MOUNTING	10.63"
WIDTH	1.20"	CASE STYLE	U7
HEIGHT	1.00"	CASE MATERIAL	Metal

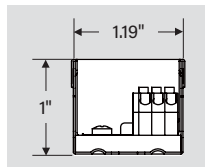
TOP VIEW



FRONT VIEW

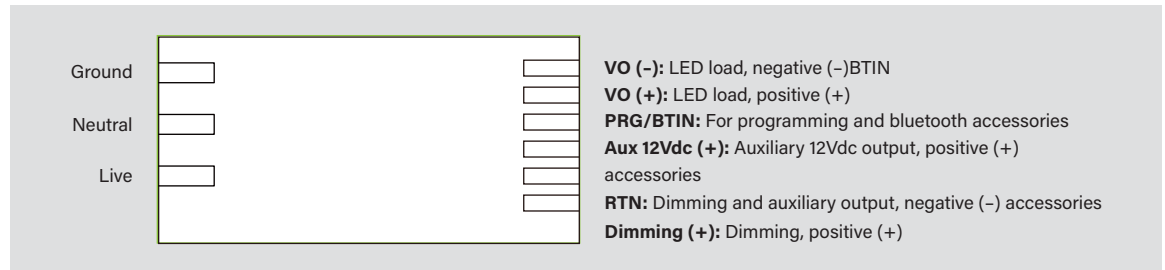


SIDE VIEW



WIRING SPECIFICATIONS

INPUT	Terminal Block
OUTPUT	Terminal Block
DIMMING	Terminal Block





KTLD-50-UV-SC1400-56-VDIM-U7

CONSTANT CURRENT PROGRAMMABLE LED DRIVER

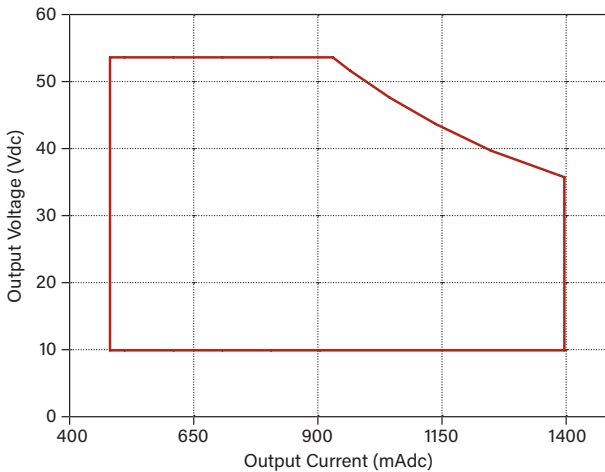
ENVIRONMENTAL SPECIFICATIONS

Operating Temperature	-40°C/-4°F to 50°C/122°F
Storage Temperature	-40°C/-4°F to 85°C/185°F
Humidity	5% to 95%
MTBF	397,500 hours at 40°C/104°F ambient (~70°C/~94°F case temperature)
Life Rating	85,000 hours at 120Vac input, 100% load and 60°C/140°F case temperature
Maximum Case Temperature	90°C/194°F
Maximum Case Temperature (tc) for 5-Year Warranty	75°C/167°F

SAFETY AND EMC COMPLIANCE

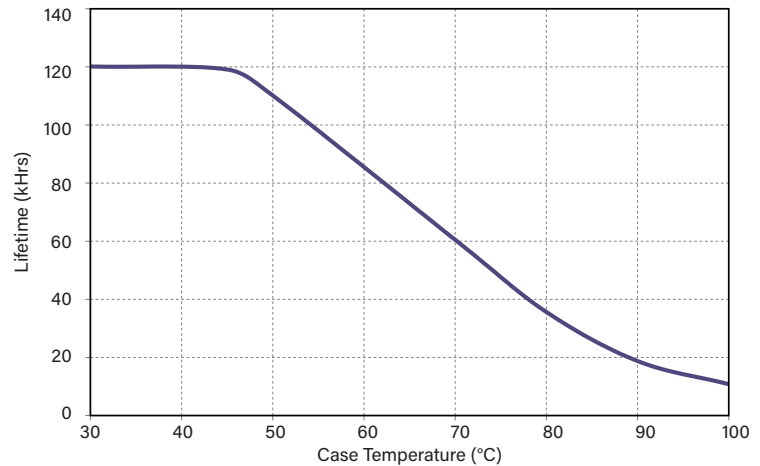
UL/cUL	UL 8750, Class P, Type HL, UL1310 Class 2
CE	EN61347-1, EN61347-2-13
FCC, 47CFR Part 15	ANSI C63.4:2009 Class B (consumer limit)
EN61000-3-2	Harmonic Current Emissions Class C

LED DRIVER OUTPUT WINDOW



Note: driver is in constant power mode from 900mA to 1400mA.

LIFETIME VS CASE TEMPERATURE



ORDERING INFORMATION

ORDER CODE	PACKAGING STYLE	PACK QUANTITY	ITEM STATUS
KTLD-50-UV-SC1400-56-VDIM-U7-CP	Carton Pack	TBD	Quick Ship

CATALOG NUMBER BREAKDOWN

KTLD-50-UV-SC1400-56-VDIM-U7-CP

1

2

3

4

5

6

7

8

9

- 1 Keystone Technologies LED Driver
- 2 Max. Output Wattage
- 3 120-277V Input
- 4 Smart Current
- 5 Max. Output Current
- 6 Max. Output Voltage
- 7 0-10V Dimming
- 8 Case Style
- 9 Packaging Style