

## Applications:

LBD mogul bodies are installed at 90° bends in rigid conduit to:

- Act as pull outlets for conductors that are stiff due to large size or type of insulation
- Make 90° bends in conduit system, allowing straight pull in either direction
- Provide for conduit service entrance to buildings
- Provide for conductor entrance to motors
- Provide access to wiring for maintenance and future expansion

## Features:

LBD bodies have:

- Cover openings on an angle permitting conductors to be pulled straight through hubs from either direction
- Domed covers to permit easy conductor bends (relieves strain on insulation)
- Cover and gasket furnished
- Taper tapped hubs with integral bushings

## Certifications and compliances:

- UL standard: 514B
- Fed. Spec.: W-C-586d
- CSA standard: 22.2 No. 18

## Standard materials:

- Body and cover – Feraloy iron alloy
- Gasket – neoprene

## Standard finishes:

- Feraloy iron alloy – ½" to 4" sizes: electrogalvanized and aluminum acrylic paint; 5" and 6" sizes: zinc chromate primer and aluminum lacquer
- Neoprene – natural

## Options:

- Description** **Suffix**
- Material – copper-free aluminum ..... **SA**  
Available in select sizes

### Options for mogul (available on sizes 2½" to 6" only):

- Body factory drilled and tapped with ½" NPT female thread to accept CD1 drain ..... **WD**

## Ordering information:



Hub size	Cat. #	Hub size	Cat. #	Hub size	Cat. #
½"	LBD1100 <sup>A</sup>	1¼"	LBD4400	3½"	LBD9900 <sup>A</sup>
¾"	LBD2200 <sup>A</sup>	1½"	LBD5500 <sup>A</sup>	4"	LBD10900
1"	LBD3300 <sup>A</sup>	2"	LBD6600 <sup>A</sup>	5"	LBD012
		2½"	LBD7700 <sup>A</sup>	6"	LBD014
		3"	LBD8800 <sup>A</sup>		

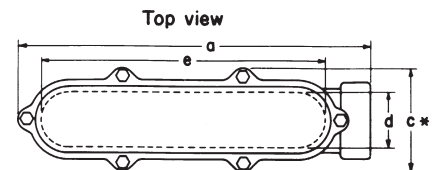
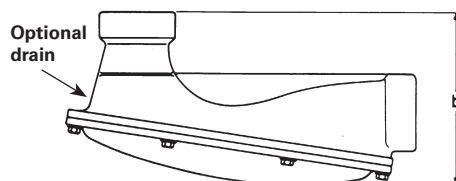
## Replacement rubber gaskets for above sizes

Hub size	Cat. #	Hub size	Cat. #	Hub size	Cat. #
½"	GASK680R	1¼"	GASK683R	3½"	GASK989R
¾"	GASK681R	1½"	GASK684R	4"	GASK989R
1"	GASK682R	2"	GASK684R	5"	GASK687R
		2½"	GASK990R	6"	GASK688R
		3"	GASK990R		

## Replacement cover assembly with hardware

Hub size	Cat. #	Hub size	Cat. #	Hub size	Cat. #
½"	LBD100	1¼"	LBD400	3"	LBD800
¾"	LBD200	1½"	LBD600	3½"	LBD900
1"	LBD300	2"	LBD600	4"	LBD900
		2½"	LBD800	5"	LBD120
				6"	LBD140

## Dimensions (in inches):



\* For 1/2-3/4-1 sizes only  
"c" dimension is outside width (no bosses)

Cat. #	Hub size	a	b	c	d	e
LBD1100	½"	5	2 <sup>5</sup> / <sub>16</sub>	1 <sup>5</sup> / <sub>16</sub>	1	3 <sup>11</sup> / <sub>32</sub>
LBD2200	¾"	6 <sup>1</sup> / <sub>4</sub>	2 <sup>7</sup> / <sub>16</sub>	1 <sup>9</sup> / <sub>16</sub>	1 <sup>1</sup> / <sub>4</sub>	4 <sup>17</sup> / <sub>32</sub>
LBD3300	1"	6 <sup>3</sup> / <sub>4</sub>	2 <sup>15</sup> / <sub>16</sub>	1 <sup>13</sup> / <sub>16</sub>	1 <sup>3</sup> / <sub>8</sub>	4 <sup>11</sup> / <sub>32</sub>
LBD4400	1¼"	8 <sup>5</sup> / <sub>8</sub>	4 <sup>1</sup> / <sub>4</sub>	3 <sup>1</sup> / <sub>2</sub>	1 <sup>13</sup> / <sub>16</sub>	7 <sup>7</sup> / <sub>16</sub>
LBD5500	1½"	12 <sup>1</sup> / <sub>16</sub>	5 <sup>1</sup> / <sub>16</sub>	4 <sup>5</sup> / <sub>8</sub>	2 <sup>5</sup> / <sub>8</sub>	10 <sup>7</sup> / <sub>8</sub>
LBD6600	2"	12 <sup>1</sup> / <sub>16</sub>	5 <sup>1</sup> / <sub>16</sub>	4 <sup>5</sup> / <sub>8</sub>	2 <sup>5</sup> / <sub>8</sub>	10 <sup>7</sup> / <sub>8</sub>
LBD7700	2½"	19 <sup>11</sup> / <sub>16</sub>	9 <sup>7</sup> / <sub>16</sub>	5 <sup>5</sup> / <sub>8</sub>	3	15 <sup>5</sup> / <sub>4</sub>
LBD8800	3"	19 <sup>11</sup> / <sub>16</sub>	9 <sup>7</sup> / <sub>16</sub>	5 <sup>5</sup> / <sub>8</sub>	3	15 <sup>5</sup> / <sub>4</sub>
LBD9900 (iron)	3½"	20 <sup>7</sup> / <sub>8</sub>	10 <sup>7</sup> / <sub>8</sub>	7 <sup>3</sup> / <sub>4</sub>	4 <sup>3</sup> / <sub>4</sub>	19 <sup>7</sup> / <sub>8</sub>
LBD10900 (iron)	4"	20 <sup>7</sup> / <sub>8</sub>	10 <sup>7</sup> / <sub>8</sub>	7 <sup>3</sup> / <sub>4</sub>	4 <sup>3</sup> / <sub>4</sub>	19 <sup>7</sup> / <sub>8</sub>
LBD9900 (-SA)	3½"	27 <sup>13</sup> / <sub>16</sub>	11 <sup>7</sup> / <sub>8</sub>	7 <sup>7</sup> / <sub>8</sub>	4	24
LBD10900 (-SA)	4"	27 <sup>13</sup> / <sub>16</sub>	11 <sup>7</sup> / <sub>8</sub>	7 <sup>7</sup> / <sub>8</sub>	4	24
LBD012	5"	32 <sup>7</sup> / <sub>16</sub>	12 <sup>1</sup> / <sub>2</sub>	8 <sup>5</sup> / <sub>8</sub>	5 <sup>5</sup> / <sub>8</sub>	30
LBD014	6"	41 <sup>1</sup> / <sub>2</sub>	15	9 <sup>3</sup> / <sub>4</sub>	7	39

<sup>A</sup> Available in aluminum.

## Applications:

LBD mogul bodies are installed at 90° bends in rigid conduit to:

- Act as pull outlets for conductors that are stiff due to large size or type of insulation
- Make 90° bends in conduit system, allowing straight pull in either direction
- Provide for conduit service entrance to buildings
- Provide for conductor entrance to motors
- Provide access to wiring for maintenance and future expansion

## Features:

LBD bodies have:

- Cover openings on an angle permitting conductors to be pulled straight through hubs from either direction
- Domed covers to permit easy conductor bends (relieves strain on insulation)
- Cover and gasket furnished
- Taper tapped hubs with integral bushings

## Certifications and compliances:

- UL standard: 514B
- Fed. Spec.: W-C-586d
- CSA standard: 22.2 No. 18

## Standard materials:

- Body and cover – Feraloy iron alloy
- Gasket – neoprene

## Standard finishes:

- Feraloy iron alloy – ½" to 4" sizes: electrogalvanized and aluminum acrylic paint; 5" and 6" sizes: zinc chromate primer and aluminum lacquer
- Neoprene – natural

## Options:

- Description** **Suffix**
- Material – copper-free aluminum ..... **SA**  
Available in select sizes

### Options for mogul (available on sizes 2½" to 6" only):

- Body factory drilled and tapped with ½" NPT female thread to accept CD1 drain ..... **WD**

## Ordering information:



Hub size	Cat. #	Hub size	Cat. #	Hub size	Cat. #
½"	LBD1100 <sup>A</sup>	1¼"	LBD4400	3½"	LBD9900 <sup>A</sup>
¾"	LBD2200 <sup>A</sup>	1½"	LBD5500 <sup>A</sup>	4"	LBD10900
1"	LBD3300 <sup>A</sup>	2"	LBD6600 <sup>A</sup>	5"	LBD012
		2½"	LBD7700 <sup>A</sup>	6"	LBD014
		3"	LBD8800 <sup>A</sup>		

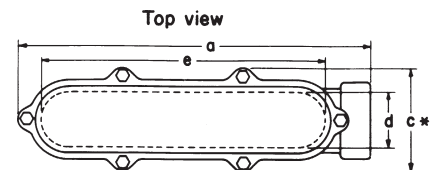
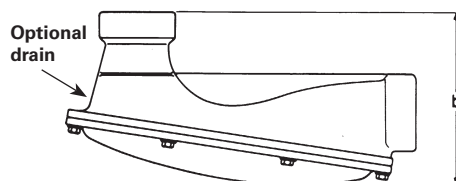
## Replacement rubber gaskets for above sizes

Hub size	Cat. #	Hub size	Cat. #	Hub size	Cat. #
½"	GASK680R	1¼"	GASK683R	3½"	GASK989R
¾"	GASK681R	1½"	GASK684R	4"	GASK989R
1"	GASK682R	2"	GASK684R	5"	GASK687R
		2½"	GASK990R	6"	GASK688R
		3"	GASK990R		

## Replacement cover assembly with hardware

Hub size	Cat. #	Hub size	Cat. #	Hub size	Cat. #
½"	LBD100	1¼"	LBD400	3"	LBD800
¾"	LBD200	1½"	LBD600	3½"	LBD900
1"	LBD300	2"	LBD600	4"	LBD900
		2½"	LBD800	5"	LBD120
				6"	LBD140

## Dimensions (in inches):



\* For 1/2-3/4-1 sizes only  
"c" dimension is outside width (no bosses)

Cat. #	Hub size	a	b	c	d	e
LBD1100	½"	5	2 <sup>5</sup> / <sub>16</sub>	1 <sup>5</sup> / <sub>16</sub>	1	3 <sup>11</sup> / <sub>32</sub>
LBD2200	¾"	6 <sup>1</sup> / <sub>4</sub>	2 <sup>7</sup> / <sub>8</sub>	1 <sup>9</sup> / <sub>16</sub>	1 <sup>1</sup> / <sub>4</sub>	4 <sup>17</sup> / <sub>32</sub>
LBD3300	1"	6 <sup>3</sup> / <sub>4</sub>	2 <sup>15</sup> / <sub>16</sub>	1 <sup>13</sup> / <sub>16</sub>	1 <sup>3</sup> / <sub>8</sub>	4 <sup>11</sup> / <sub>32</sub>
LBD4400	1¼"	8 <sup>5</sup> / <sub>8</sub>	4 <sup>1</sup> / <sub>4</sub>	3 <sup>1</sup> / <sub>2</sub>	1 <sup>13</sup> / <sub>16</sub>	7 <sup>7</sup> / <sub>16</sub>
LBD5500	1½"	12 <sup>1</sup> / <sub>16</sub>	5 <sup>1</sup> / <sub>16</sub>	4 <sup>5</sup> / <sub>8</sub>	2 <sup>5</sup> / <sub>8</sub>	10 <sup>7</sup> / <sub>8</sub>
LBD6600	2"	12 <sup>1</sup> / <sub>16</sub>	5 <sup>1</sup> / <sub>16</sub>	4 <sup>5</sup> / <sub>8</sub>	2 <sup>5</sup> / <sub>8</sub>	10 <sup>7</sup> / <sub>8</sub>
LBD7700	2½"	19 <sup>1</sup> / <sub>16</sub>	9 <sup>7</sup> / <sub>16</sub>	5 <sup>5</sup> / <sub>8</sub>	3	15 <sup>3</sup> / <sub>4</sub>
LBD8800	3"	19 <sup>11</sup> / <sub>16</sub>	9 <sup>7</sup> / <sub>16</sub>	5 <sup>5</sup> / <sub>8</sub>	3	15 <sup>3</sup> / <sub>4</sub>
LBD9900 (iron)	3½"	20 <sup>7</sup> / <sub>8</sub>	10 <sup>7</sup> / <sub>8</sub>	7 <sup>3</sup> / <sub>4</sub>	4 <sup>3</sup> / <sub>4</sub>	19 <sup>7</sup> / <sub>8</sub>
LBD10900 (iron)	4"	20 <sup>7</sup> / <sub>8</sub>	10 <sup>7</sup> / <sub>8</sub>	7 <sup>3</sup> / <sub>4</sub>	4 <sup>3</sup> / <sub>4</sub>	19 <sup>7</sup> / <sub>8</sub>
LBD9900 (-SA)	3½"	27 <sup>13</sup> / <sub>16</sub>	11 <sup>7</sup> / <sub>8</sub>	7 <sup>7</sup> / <sub>8</sub>	4	24
LBD10900 (-SA)	4"	27 <sup>13</sup> / <sub>16</sub>	11 <sup>7</sup> / <sub>8</sub>	7 <sup>7</sup> / <sub>8</sub>	4	24
LBD012	5"	32 <sup>1</sup> / <sub>16</sub>	12 <sup>1</sup> / <sub>2</sub>	8 <sup>5</sup> / <sub>8</sub>	5 <sup>5</sup> / <sub>8</sub>	30
LBD014	6"	41 <sup>1</sup> / <sub>2</sub>	15	9 <sup>3</sup> / <sub>4</sub>	7	39

<sup>A</sup> Available in aluminum.