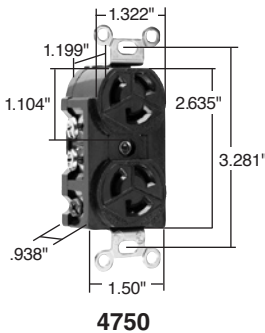
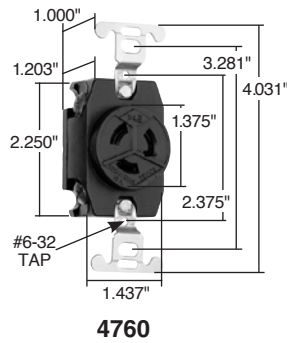




Pass & Seymour



Industrial Spec Grade Turnlok® Locking Devices 15 Amp NEMA L615 & L715

2 Pole, 3 Wire 15A, 250V & 277VAC

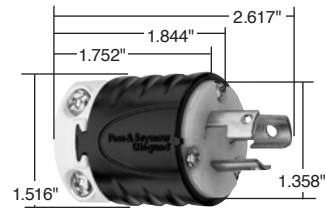

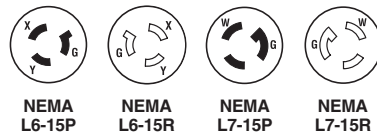


Catalog Number	Rating A. V.	Description/Color	Cord Diameter	NEMA Config No.	3rd Party Compliance		
					UL498	FSUL WC596	CSA
Receptacles							
4560	15 250	Single Receptacle		L6-15R	•		
4550†	15 250	Duplex Receptacle		L6-15R	•		
4760	15 277*	Single Receptacle		L7-15R	•		•
IG4760	15 277*	Single Receptacle, Orange, Isolated Ground		L7-15R	•		•
4750	15 277*	Duplex Receptacle		L7-15R	•		•
Connectors IP20 Suitability							
PSL615C	15 250	Black Back, White Front Body	.230"-.720"	L6-15R	•	•	•
PSL715C	15 277*	Black Back, White Front Body	.230"-.720"	L7-15R	•	•	•
Plugs IP20 Suitability							
PSL615P	15 250	Black Back, White Front Body	.230"-.720"	L6-15P	•	•	•
PSL615PAN	15 250	Angled Plug, Black Back, White Front Body	.320"-.655"	L6-15P	•		
PSL715P	15 277*	Black Back, White Front Body	.230"-.720"	L7-15P	•	•	•
PSL715PAN	15 277*	Angled Plug, Black Back, White Front Body	.320"-.655"	L7-15P	•		
Flanged Inlets & Outlets							
615	15 250	Gray Inlet		L6-15P			
614	15 250	Gray Outlet		L6-15R			
L0715	15 277*	Gray Inlet		L7-15P			
L0714	15 277*	Gray Outlet		L7-15R			

*AC only.

†Not designed for split circuits.

Reference Pages I-37 and I-38 for Accessories.




Pass & Seymour



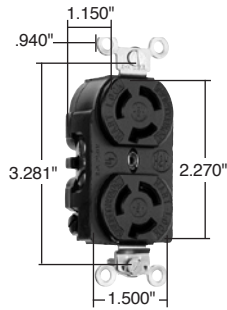
Industrial Spec Grade Turnlok® Locking Devices

15 Amp NEMA L615 & L715

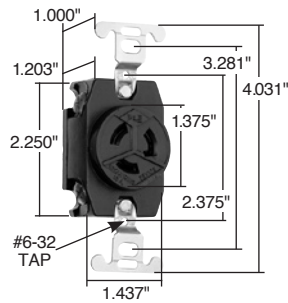
2 Pole, 3 Wire 15A, 250V & 277VAC



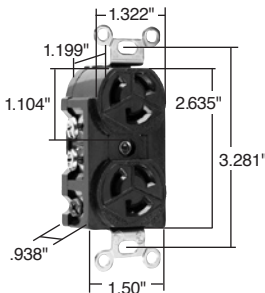
4560



4550



4760



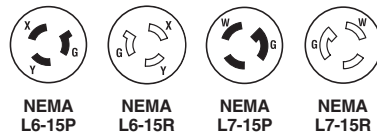
4750

Catalog Number	Rating A. V.	Description/Color	Cord Diameter	NEMA Config No.	3rd Party Compliance		
					UL498	FSUL WC596	CSA
Receptacles							
4560	15 250	Single Receptacle		L6-15R	•		
4550†	15 250	Duplex Receptacle		L6-15R	•		
4760	15 277*	Single Receptacle		L7-15R	•		•
IG4760	15 277*	Single Receptacle, Orange, Isolated Ground		L7-15R	•		•
4750	15 277*	Duplex Receptacle		L7-15R	•		•
Connectors IP20 Suitability							
PSL615C	15 250	Black Back, White Front Body	.230"-.720"	L6-15R	•	•	•
PSL715C	15 277*	Black Back, White Front Body	.230"-.720"	L7-15R	•	•	•
Plugs IP20 Suitability							
PSL615P	15 250	Black Back, White Front Body	.230"-.720"	L6-15P	•	•	•
PSL615PAN	15 250	Angled Plug, Black Back, White Front Body	.320"-.655"	L6-15P	•		
PSL715P	15 277*	Black Back, White Front Body	.230"-.720"	L7-15P	•	•	•
PSL715PAN	15 277*	Angled Plug, Black Back, White Front Body	.320"-.655"	L7-15P	•		
Flanged Inlets & Outlets							
615	15 250	Gray Inlet		L6-15P			
614	15 250	Gray Outlet		L6-15R			
L0715	15 277*	Gray Inlet		L7-15P			
L0714	15 277*	Gray Outlet		L7-15R			


*AC only.

†Not designed for split circuits.

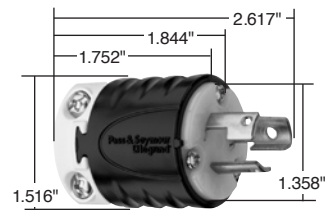
Reference Pages I-37 and I-38 for Accessories.



NEMA L6-15P NEMA L6-15R NEMA L7-15P NEMA L7-15R



15A Connector



15A Plug