



KT-LED12HID-E26-850-D

HID REPLACEMENT LED LAMP

DESCRIPTION

12W HID Replacement LED Lamp | 5000K | >80 CRI | IP64 Rated



LAMP TYPE: HID Replacement LED
BASE TYPE: E26 (Medium)
WATTAGE: 12W
COLOR TEMPERATURE: 5000K
METAL HALIDE EQUIVALENT: 50W
COLOR RENDERING INDEX (CRI): >80
WARRANTY: 5 Years



PRODUCT FEATURES

- Replacement for conventional metal halide lamp
- Non-dimmable; do not dim
- 50,000+ hour lifetime
- Environmentally friendly: No mercury used
- Instant startup
- UL listed
- Operating temperature: -40°C/-40°F to 60°C/140°F
- Integral driver, eliminates the need for external driver or ballast; includes 4kV surge protection
- IP64 rated; integrated heat sink quickly dissipates heat and guides water intrusion out of the lamp
- Suitable for use in fully enclosed fixture. Minimum lamp compartment dimensions: 6in x 6in x 5.7in

Lamp does not meet CEC T20 requirements. Not to be sold or offered for sale in California, except when sold wholesale in California for final retail sale outside the state.

OPERATING SPECIFICATIONS

ELECTRICAL CHARACTERISTICS

Input Voltage	Power Consumption	Power Factor	Input Current
120-277Vac	12W	>0.9	0.10A @ 120V 0.04A @ 277V

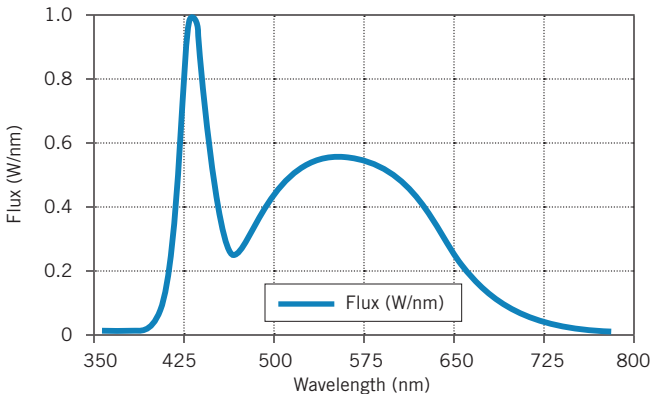
PHOTOMETRIC CHARACTERISTICS

Color Temperature (CCT)	5000K
Luminous Flux	1740 lm
Color Rendering Index (CRI)	>80
Efficacy	145 lm/W
Visible Light Area	360°

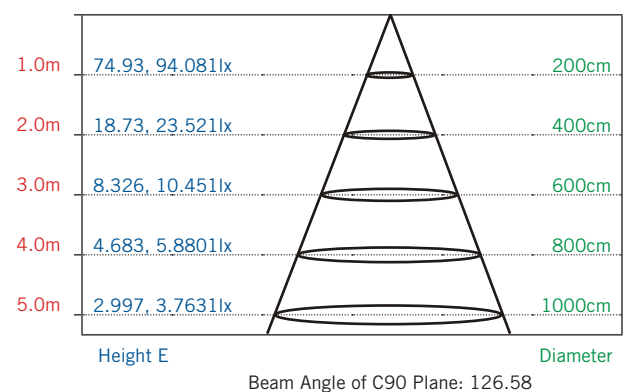
RATED LIFE

L70 (Hours)	50,000
-------------	--------

SPECTRAL DISTRIBUTION



LUX DISTANCE CURVE





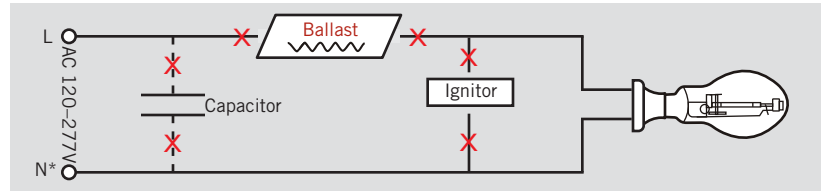
KT-LED12HID-E26-850-D

HID REPLACEMENT LED LAMP

WIRING DIAGRAM


STEP 1

Disconnect power. Disconnect and remove existing ballast, capacitor, and/or ignitor (where applicable) from fixture.




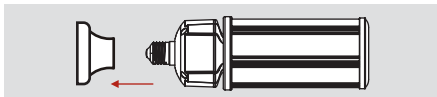
STEP 2

Rewire for line voltage to the lamp socket. Lamp is compatible with 120-277V from single phase, three phase wye, and three phase delta systems.



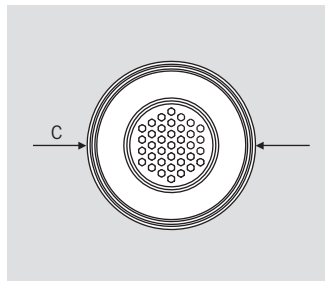
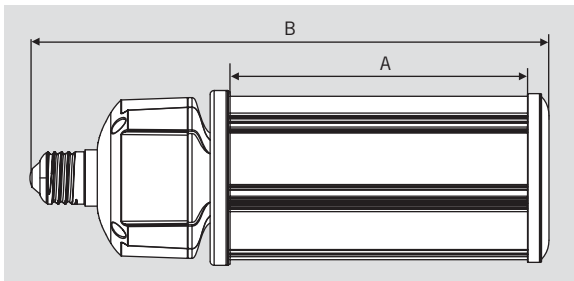
STEP 3

Install new LED replacement lamp. Ensure lamp is operating properly when power is turned on.



*or other line for certain three phase systems such as 120/208 three phase wye systems

PHYSICAL CHARACTERISTICS



LAMP DIMENSIONS

A (Illuminated Length)	1.65"
B (Body Length)	4.92"
C (Diameter)	2.36"

BASE TYPE: E26 (Medium)

ORDERING INFORMATION

ORDER CODE	PACKAGING STYLE	PACK QTY.	ITEM STATUS
KT-LED12HID-E26-850-D-DP	Distributor Pack (Individual Cartons)	16	Quick Ship

CATALOG NUMBER BREAKDOWN

KT-LED12HID-E26-850-D-DP

1 2 3 4 5 6 7 8 9

- 1 Keystone Technologies
- 2 LED Lamp
- 3 Wattage
- 4 Lamp Type
- 5 Base Type
- 6 800 Series
- 7 Color Temperature
- 8 Direct-Drive Series
- 9 Packaging Style