

FIGURE 1  
IT




FIGURE 3  
ITH




FIGURE 2  
DUAL ENTRY

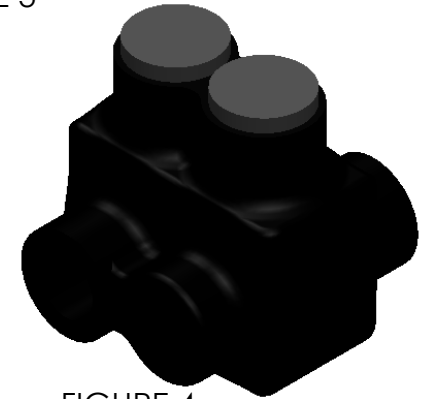


FIGURE 4  
ITO

PART #	FIG. #	WIRE RANGE	HEX SIZE	L	W	H
IT4	1	4 - 14	SLOTTED	1.12	1.18	1.38
ITO4	4	4 - 14	SLOTTED	1.12	1.25	1.38
IT1/0	1	1/0 - 14	3/16	1.62	1.62	1.75
ITO1/0	4	1/0 - 14	3/16	1.62	1.75	1.75
IT3/0	1	3/0 - 6	1/4	1.84	1.75	1.87
ITO3/0	4	3/0 - 6	1/4	1.84	1.87	1.87
IT250	2	250 - 6	5/16	2.12	2.25	2.25
IT350	2	350 - 6	5/16	2.47	2.50	2.44
IT500	2	500 - 4	5/16	2.81	2.87	2.94
IT750*	2	750 - 250	3/8	3.48	3.50	3.50
IT600†	2	600 - 6	5/16	2.34	2.94	3.05
ITH750	3	750 - 250	5/16	3.48	4.50	3.50

† 600 SERIES ARE AL7CU AND 75 °C

\*NOT UL LISTED

NOTES:

1. CONNECTOR MANUFACTURED FROM 6061-T6 ALUMINUM ALLOY.
2. UL LISTED PER UL486A/B SPECIFICATIONS FOR 600V.
3. DUAL RATED FOR 90 °C COPPER AND/OR ALUMINUM CONDUCTOR.
4. COLD TEMPERATURE RATED TO -45 °C.
5. HIGH DIELECTRIC STRENGTH INSULATION IS ABRASION, CHEMICAL AND UV RESISTANT.

CONTACT NSI FOR SALES @ 800.321.5847

		<b>POLARIS SALES CO. INC</b>	
<small>PROPRIETARY AND CONFIDENTIAL</small>		<small>11625 PROSPEROUS DRIVE ODESSA, FL 33556</small>	
<small>THE INFORMATION CONTAINED IN THIS DRAWING IS THE SOLE PROPERTY OF POLARIS SALES CO. INC. ANY REPRODUCTION IN PART OR AS A WHOLE WITHOUT THE WRITTEN PERMISSION OF POLARIS SALES CO. INC. IS PROHIBITED.</small>		<b>TITLE:</b> IT SERIES INSULATED CONNECTORS	
<small>NAME</small> S.PARRY		<small>DATE</small> 6/13/2012	
<small>DWG. NO.</small> IT SERIES		<small>SHEET:</small> 1 OF 1	
<b>MATERIAL:</b> N/A		<b>NOT TO SCALE</b>	