

Project: \_\_\_\_\_

Location: \_\_\_\_\_

Product Type: \_\_\_\_\_

Contact/Phone: \_\_\_\_\_

Model #: \_\_\_\_\_

## IG2200 Series

### Surge Protective Devices with Consumable Modules

The IG2200 Series Surge Protective Devices with Consumable Modules utilizing TPMOV® technology can be easily and safely replaced by the end user as needed. No longer does the entire hardwired unit need to be replaced once the TPMOV has been sacrificed. The IG 2200 Series has been designed for a variety of Type 1 and Type 2 applications. Type 1 applications include outdoor installations before service entrances and utility meter cabinets. Type 2 applications include installations after service entrances. ANSI/UL 1449 3rd edition and UL Listed, the IG Series is approved for residential/light commercial services.

#### Features

- Maintain Active Protection with Replaceable Consumable Modules
- Power and Status LED Indicator Lights
- Indoor and Outdoor Models Available in a Metal or Plastic Enclosure
- Module Power Switch (on select models) for Convenient Disconnect from Power Source for Consumable Module Replacement
- 6 Modes of Protection (L1-N, L2-N, L1-G, L2-G, N-G, L1-L2)
- 3 Consumable Modules included with the Base Unit
- 10 Year, \$25,000 Connected Equipment Warranty

#### Ratings

Input Voltage: 120 VAC - 240 VAC 50-60Hz  
 SPD Type: Type 1 or Type 2 SPD  
 Enclosure: Type 1 or Type 3R Outdoor Enclosure  
 Warranty: Limited 10 Year Product  
 (Consumable Modules 1 Year)  
 PH: 1S  
 AMB.(°C) Min/Max: -35 / 85  
 ANSI/UL 1449 3rd Edition and UL Listed



IM




IMS



OM



OMS



PS



P

Model Number	Description	SPD Type	Number of Phases	Mode	VPR (Vpk)	MCOV (V)	In (kA)	SCCR (kA)
<b>IG2240-PS</b>	Plastic Housing; 3R/Outdoor Service Voltage: 120, 240 VAC 6 Modes of Protection (L1-N, L2-N, L1-G, L2-G, N-G, L1-L2)	1 or 2	Single Phase	L-L L-N L-G N-G	1500 800 1500 700	300 150 300 150	10	10
<b>IG2280-P</b>	Plastic Housing; 3R/Outdoor Service Voltage: 120, 240 VAC 6 Modes of Protection (L1-N, L2-N, L1-G, L2-G, N-G, L1-L2)	2	Single Phase	L-L L-N L-G N-G	1200 800 1500 700	300 150 300 150	20	100
<b>IG2240-P</b>	Plastic Housing; 3R/Outdoor Service Voltage: 120, 240 VAC 6 Modes of Protection (L1-N, L2-N, L1-G, L2-G, N-G, L1-L2)	2	Single Phase	L-L L-N L-G N-G	1200 800 1500 700	300 150 300 150	10	10
<b>IG2240-OMS</b>	Metal Housing; 3R/Outdoor Service Voltage: 120, 240 VAC 6 Modes of Protection (L1-N, L2-N, L1-G, L2-G, N-G, L1-L2)	1 or 2	Single Phase	L-L L-N L-G N-G	1500 800 1500 700	300 150 300 150	10	10
<b>IG2280-OM</b>	Metal Housing; 3R/Outdoor Service Voltage: 120, 240 VAC 6 Modes of Protection (L1-N, L2-N, L1-G, L2-G, N-G, L1-L2)	2	Single Phase	L-L L-N L-G N-G	1200 800 1500 700	300 150 300 150	20	100
<b>IG2240-OM</b>	Metal Housing; 3R/Outdoor Service Voltage: 120, 240 VAC 6 Modes of Protection (L1-N, L2-N, L1-G, L2-G, N-G, L1-L2)	2	Single Phase	L-L L-N L-G N-G	1200 800 1500 700	300 150 300 150	10	10
<b>IG2240-IMS</b>	Metal Housing; 1/Indoor Service Voltage: 120, 240 VAC 6 Modes of Protection (L1-N, L2-N, L1-G, L2-G, N-G, L1-L2)	1 or 2	Single Phase	L-L L-N L-G N-G	1500 800 1500 700	300 150 300 150	10	10
<b>IG2280-IM</b>	Metal Housing; 1/Indoor Service Voltage: 120, 240 VAC 6 Modes of Protection (L1-N, L2-N, L1-G, L2-G, N-G, L1-L2)	2	Single Phase	L-L L-N L-G N-G	1200 800 1500 700	300 150 300 150	20	100
<b>IG2240-IM</b>	Metal Housing; 1/Indoor Service Voltage: 120, 240 VAC 6 Modes of Protection (L1-N, L2-N, L1-G, L2-G, N-G, L1-L2)	2	Single Phase	L-L L-N L-G N-G	1200 800 1500 700	300 150 300 150	10	10
<b>IG120RSM10</b>	Consumable Module Replacement for IG2240 Series				600	150	10	10
<b>IG120RSM20</b>	Consumable Module Replacement for IG2280 Series				600	150	20	100
<b>IG2200-FMK</b>	Flush Mount Kit for IG2240-IM, IG2240-IMS and IG2280-IM							

The Base Surge Protection Device shall carry a 10-year limited product warranty and a \$25,000 connected equipment coverage warranty for 10 years on appliances and electronics. The Consumable Modules limited warranty period is one year (12 months) from the date of purchase (18 months from the date of manufacture).

Applies to all Models:

AMB. (°C) Min./Max.: -35/85

No. of Leads: 4

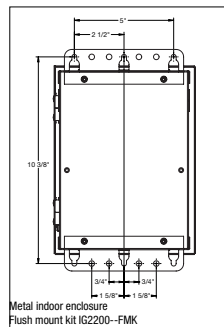
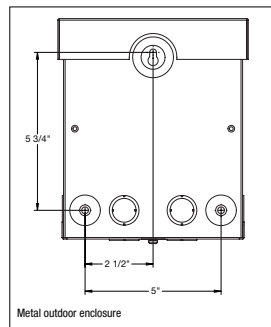
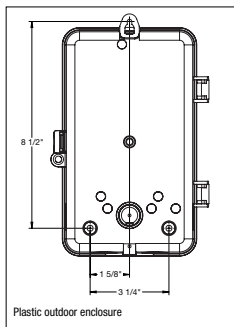
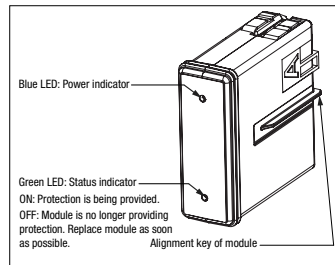
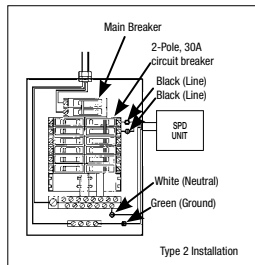
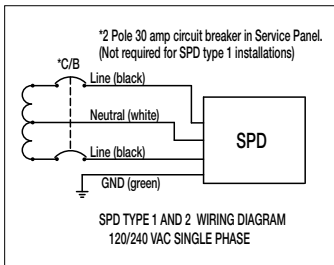
Lead Length: 18"

## Specification

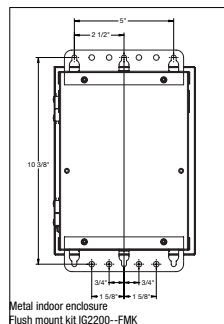
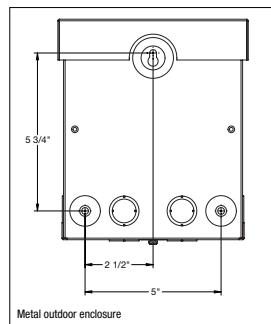
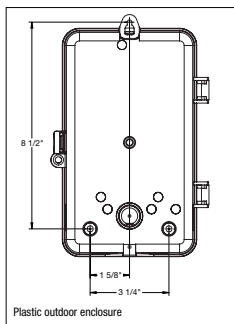
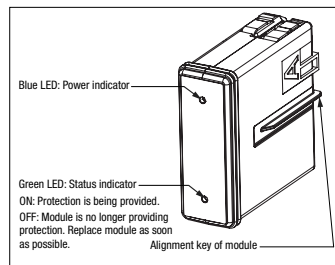
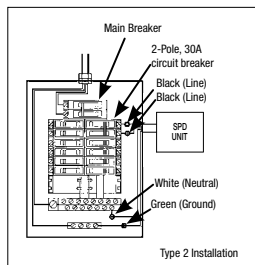
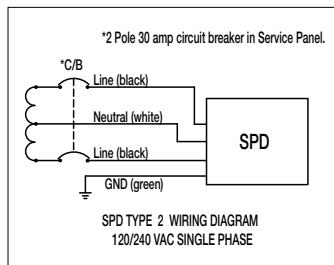
The Surge Protective Device with Consumable Modules is listed by UL to ANSI/UL 1449 3rd Edition for SPD Type 1 and Type 2 locations. Surge Protective Device with Consumable Modules shall provide protection between each phase conductor, neutral and ground. The Maximum Continuous Operating Voltage (MCOV) is a minimum of 150 volts AC. The Voltage Protection Rating (VPR) for all Surge Protective Device with Consumable Modules has a maximum rating of 800 volts Line to Neutral and 1500 volts Line to Line when subjected to the ANSI / UL 1449 3rd Edition VPR and Nominal current testing (In). These Surge Protection Devices employ MOV technology and provide individual component thermal protection and monitoring. Each SPD module utilizes a green LED protection status indicator and a blue LED power status indicator. When a module sacrifices itself during a surge event the green LED turns off to show that protection for that phase has diminished. The IG2200 Series rainproof housing shall be constructed of either UV resistant polycarbonate or powder coated steel, and tested to UL Type 3R standards for outdoor use. Each Type 1 or Type 3R enclosure is provided with 1/2" and 3/4" knockouts to allow routing of leads as needed for connection to SPD. Leads shall be 10 gauge minimum and 18 inches in length. The Base Surge Protection Device shall carry a 10-year limited product warranty and a \$25,000 connected equipment coverage warranty for 10 years on appliances and electronics. The Consumable Modules limited warranty period is one year (12 months) from the date of purchase (18 months from the date of manufacture).

## Diagrams

### IG2200



### IG2240



## Notes

---

---

---

---

---

---

---

---

---

---

---

---

---

---

---

---

---

---

---

---

---

---

---

---

---

---

### IG2200 Series Surge Protective Devices with Consumable Modules

The IG2200 Series Surge Protective Devices with Consumable Modules utilizing TPMOV® technology can be easily and safely replaced by the end user as needed. No longer does the entire hardwired unit need to be replaced once the TPMOV has been sacrificed. The IG 2200 Series has been designed for a variety of Type 1 and Type 2 applications. Type 1 applications include outdoor installations before service entrances and utility meter cabinets. Type 2 applications include installations after service entrances. ANSI/UL 1449 3rd edition and UL Listed, the IG Series is approved for residential/light commercial services.

#### Features

- Maintain Active Protection with Replaceable Consumable Modules
- Power and Status LED Indicator Lights
- Indoor and Outdoor Models Available in a Metal or Plastic Enclosure
- Module Power Switch (on select models) for Convenient Disconnect from Power Source for Consumable Module Replacement
- 6 Modes of Protection (L1-N, L2-N, L1-G, L2-G, N-G, L1-L2)
- 3 Consumable Modules included with the Base Unit
- 10 Year, \$25,000 Connected Equipment Warranty

#### Ratings

Input Voltage: 120 VAC - 240 VAC 50-60Hz  
 SPD Type: Type 1 or Type 2 SPD  
 Enclosure: Type 1 or Type 3R Outdoor Enclosure  
 Warranty: Limited 10 Year Product  
 (Consumable Modules 1 Year)  
 PH: 1S  
 AMB.(°C) Min/Max: -35 / 85  
 ANSI/UL 1449 3rd Edition and UL Listed


Project: \_\_\_\_\_

Location: \_\_\_\_\_

Product Type: \_\_\_\_\_

Contact/Phone: \_\_\_\_\_

Model #: \_\_\_\_\_



Model Number	Description	SPD Type	Number of Phases	Mode	VPR (Vpk)	MCOV (V)	In (kA)	SCCR (kA)
<b>IG2240-PS</b>	Plastic Housing; 3R/Outdoor Service Voltage: 120, 240 VAC 6 Modes of Protection (L1-N, L2-N, L1-G, L2-G, N-G, L1-L2)	1 or 2	Single Phase	L-L L-N L-G N-G	1500 800 1500 700	300 150 300 150	10	10
<b>IG2280-P</b>	Plastic Housing; 3R/Outdoor Service Voltage: 120, 240 VAC 6 Modes of Protection (L1-N, L2-N, L1-G, L2-G, N-G, L1-L2)	2	Single Phase	L-L L-N L-G N-G	1200 800 1500 700	300 150 300 150	20	100
<b>IG2240-P</b>	Plastic Housing; 3R/Outdoor Service Voltage: 120, 240 VAC 6 Modes of Protection (L1-N, L2-N, L1-G, L2-G, N-G, L1-L2)	2	Single Phase	L-L L-N L-G N-G	1200 800 1500 700	300 150 300 150	10	10
<b>IG2240-OMS</b>	Metal Housing; 3R/Outdoor Service Voltage: 120, 240 VAC 6 Modes of Protection (L1-N, L2-N, L1-G, L2-G, N-G, L1-L2)	1 or 2	Single Phase	L-L L-N L-G N-G	1500 800 1500 700	300 150 300 150	10	10
<b>IG2280-OM</b>	Metal Housing; 3R/Outdoor Service Voltage: 120, 240 VAC 6 Modes of Protection (L1-N, L2-N, L1-G, L2-G, N-G, L1-L2)	2	Single Phase	L-L L-N L-G N-G	1200 800 1500 700	300 150 300 150	20	100
<b>IG2240-OM</b>	Metal Housing; 3R/Outdoor Service Voltage: 120, 240 VAC 6 Modes of Protection (L1-N, L2-N, L1-G, L2-G, N-G, L1-L2)	2	Single Phase	L-L L-N L-G N-G	1200 800 1500 700	300 150 300 150	10	10
<b>IG2240-IMS</b>	Metal Housing; 1/Indoor Service Voltage: 120, 240 VAC 6 Modes of Protection (L1-N, L2-N, L1-G, L2-G, N-G, L1-L2)	1 or 2	Single Phase	L-L L-N L-G N-G	1500 800 1500 700	300 150 300 150	10	10
<b>IG2280-IM</b>	Metal Housing; 1/Indoor Service Voltage: 120, 240 VAC 6 Modes of Protection (L1-N, L2-N, L1-G, L2-G, N-G, L1-L2)	2	Single Phase	L-L L-N L-G N-G	1200 800 1500 700	300 150 300 150	20	100
<b>IG2240-IM</b>	Metal Housing; 1/Indoor Service Voltage: 120, 240 VAC 6 Modes of Protection (L1-N, L2-N, L1-G, L2-G, N-G, L1-L2)	2	Single Phase	L-L L-N L-G N-G	1200 800 1500 700	300 150 300 150	10	10
<b>IG120RSM10</b>	Consumable Module Replacement for IG2240 Series				600	150	10	10
<b>IG120RSM20</b>	Consumable Module Replacement for IG2280 Series				600	150	20	100
<b>IG2200-FMK</b>	Flush Mount Kit for IG2240-IM, IG2240-IMS and IG2280-IM							

The Base Surge Protection Device shall carry a 10-year limited product warranty and a \$25,000 connected equipment coverage warranty for 10 years on appliances and electronics. The Consumable Modules limited warranty period is one year (12 months) from the date of purchase (18 months from the date of manufacture).

Applies to all Models:

AMB. (°C) Min./Max.: -35/85

No. of Leads: 4

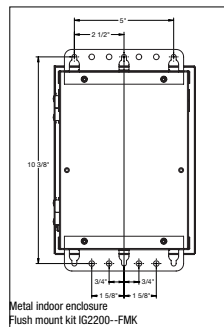
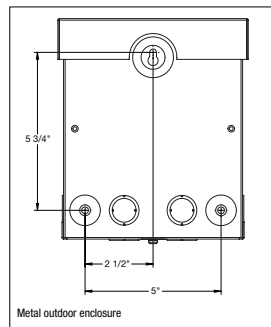
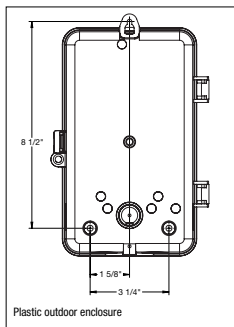
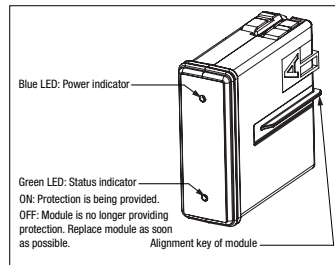
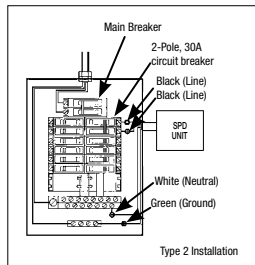
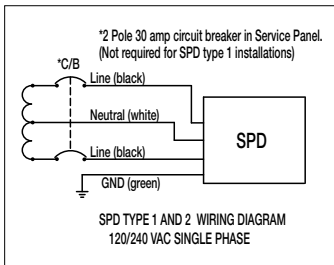
Lead Length: 18"

## Specification

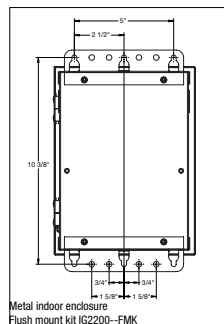
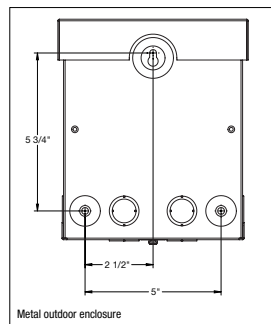
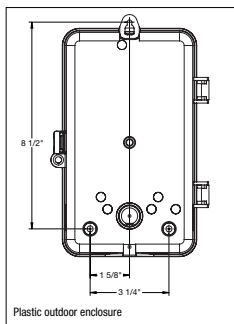
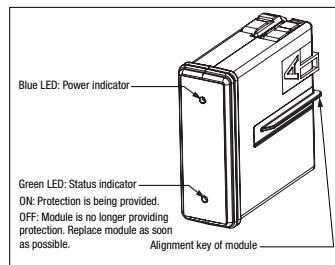
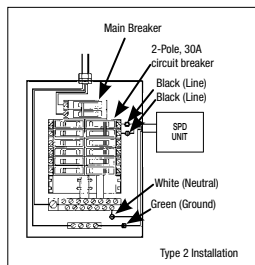
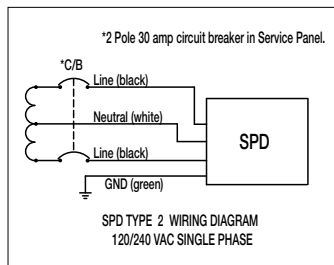
The Surge Protective Device with Consumable Modules is listed by UL to ANSI/UL 1449 3rd Edition for SPD Type 1 and Type 2 locations. Surge Protective Device with Consumable Modules shall provide protection between each phase conductor, neutral and ground. The Maximum Continuous Operating Voltage (MCOV) is a minimum of 150 volts AC. The Voltage Protection Rating (VPR) for all Surge Protective Device with Consumable Modules has a maximum rating of 800 volts Line to Neutral and 1500 volts Line to Line when subjected to the ANSI / UL 1449 3rd Edition VPR and Nominal current testing (In). These Surge Protection Devices employ MOV technology and provide individual component thermal protection and monitoring. Each SPD module utilizes a green LED protection status indicator and a blue LED power status indicator. When a module sacrifices itself during a surge event the green LED turns off to show that protection for that phase has diminished. The IG2200 Series rainproof housing shall be constructed of either UV resistant polycarbonate or powder coated steel, and tested to UL Type 3R standards for outdoor use. Each Type 1 or Type 3R enclosure is provided with 1/2" and 3/4" knockouts to allow routing of leads as needed for connection to SPD. Leads shall be 10 gauge minimum and 18 inches in length. The Base Surge Protection Device shall carry a 10-year limited product warranty and a \$25,000 connected equipment coverage warranty for 10 years on appliances and electronics. The Consumable Modules limited warranty period is one year (12 months) from the date of purchase (18 months from the date of manufacture).

## Diagrams

### IG2200



### IG2240



## Notes

---

---

---

---

---

---

---

---

---

---

---

---

---

---

---

---

---

---

---

---

---

---

---

---