

Catalog Number
Notes
Type

Contractor Select

FEATURES & SPECIFICATIONS

INTENDED USE — Ideal one-for-one replacement of conventional lighting systems such as HID and fluorescent. Applications include manufacturing, warehousing and other large indoor spaces with mounting heights ranging from 10'-40' to the bottom of the luminaire. Luminaire shall be suspended mount only. Surface mounting is not permitted. **Certain airborne contaminants can diminish the integrity of acrylic and/or polycarbonate. [Click here for Acrylic-Polycarbonate Compatibility table for suitable uses.](#)**

CONSTRUCTION — Die-formed aluminum alloy chassis with integrated fins for superior cooling through natural convection. The channel is made of heavy-duty code gauge (20-gauge) steel, which is powder coated after fabrication. The assembly is rigidly designed to resist twisting and bowing. Access plate on the back of the channel housing allows quick and easy wiring.

OPTICS — Medium distribution to meet both horizontal and vertical light level requirements. Reflectors are precision formed and painted high reflectance white. Semi-diffuse acrylic lens is standard to provide glare control and LED protection.

ELECTRICAL — L70 at 100,000 hours, L85 at 52,000 hours. Thermally protected driver standard with 0-10V dimming. Input watts can be found on page 2.

INSTALLATION — Suitable for suspension by chain, cable or single pendant monopoint. To maintain ambient listing, fixture must be mounted at a minimum of 18 inches below ceiling.

LISTINGS — CSA certified to US and Canadian safety standards. Damp location listed. Ambient operating temperatures from -20°C to +40°C.

DesignLights Consortium® (DLC) qualified product. Not all versions of this product may be DLC qualified. Please check the DLC Qualified Products List at www.designlights.org/QPL to confirm which versions are qualified.

WARRANTY — 5-year limited warranty. Complete warranty terms located at www.acuitybrands.com/CustomerResources/Terms_and_conditions.aspx

Actual performance may differ as a result of end-user environment and application. All values are design or typical values, measured under laboratory conditions at 25 °C.
Note: Specifications subject to change without notice.

LED Bay Lighting



12,000 lumens

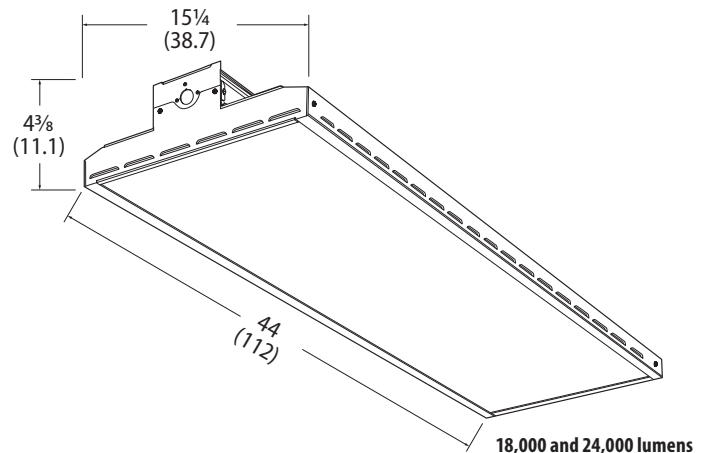
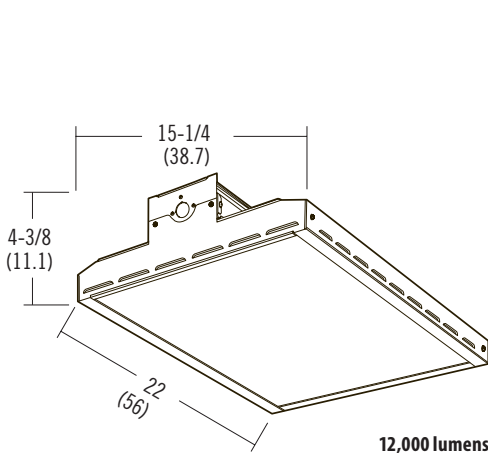


18,000 and 24,000 lumens

DIMENSIONS

All dimensions are in inches (centimeters) unless otherwise indicated.

SPECIFICATIONS					
All dimensions are shown in inches (centimeters) unless otherwise noted.					
Lumens	Length	Width	Depth	Weight	Recommended light source comparison
12,000	22 (56)	15-1/4 (38.7)	4-3/8(11.1)	10 lbs. (4.5 kg)	250W MH, 3-lamp T5HO, 4-lamp T8
18,000	44 (112)	15-1/4 (38.7)	4-3/8 (11.1)	20 lbs. (9.0kg)	400W MH, 4-lamp T5HO, 6-lamp T8
24,000	44 (112)	15-1/4 (38.7)	4-3/8 (11.1)	20 lbs. (9.0kg)	6-lamp T5HO, 8-lamp T8



LED Bay Lighting

ORDERING INFORMATION

Catalog number	UPC	Description	Lumens*	Color temperature*	Wattage*	Voltage	Distribution	Pallet quantity	Standard carton quantity
IBH 12L MVOLT	889804709100	LED bay light	12396	4000K, 70CRI	112	120 - 277	Medium	48	1
IBH 12L HVOLT	889804709490	LED bay light	12396	4000K, 70CRI	118	347 - 480	Medium	48	1
IBH 18L MVOLT	889804710472	LED bay light	18478	4000K, 70CRI	146	120 - 277	Medium	24	1
IBH 18L HVOLT	889804710540	LED bay light	18478	4000K, 70CRI	142	347 - 480	Medium	24	1
IBH 24L MVOLT	889804710335	LED bay light	25535	4000K, 70CRI	221	120 - 277	Medium	24	1
IBH 24L HVOLT	889804710571	LED bay light	25535	4000K, 70CRI	210	347 - 480	Medium	24	1

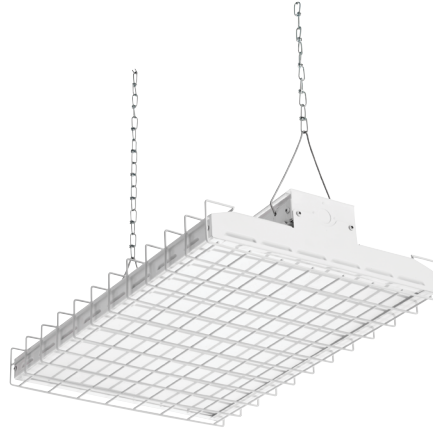
Accessories: Order as separate catalog number.

Mounting

IBAC120 M20	Aircraft cable 10' with hook (one pair)
IBAC240 M20	Aircraft cable 20' with hook (one pair)
IBLPMP	Pendant monopoint splice box, includes side covers
IBLPMPHB	Pendant monopoint splice box, includes side covers (3/4" hub)
HC36	Chain hangers (one pair, 36" long)

Wire guards

WGIBH	Wire guard for 12L fixture
WGIBH4	Wire guard for 18L and 24L fixtures



Shown with wire guard and chain hangers.

Catalog Number
Notes
Type

Contractor Select

FEATURES & SPECIFICATIONS

INTENDED USE — Ideal one-for-one replacement of conventional lighting systems such as HID and fluorescent. Applications include manufacturing, warehousing and other large indoor spaces with mounting heights ranging from 10'-40' to the bottom of the luminaire. Luminaire shall be suspended mount only. Surface mounting is not permitted. **Certain airborne contaminants can diminish the integrity of acrylic and/or polycarbonate. [Click here for Acrylic-Polycarbonate Compatibility table for suitable uses.](#)**

CONSTRUCTION — Die-formed aluminum alloy chassis with integrated fins for superior cooling through natural convection. The channel is made of heavy-duty code gauge (20-gauge) steel, which is powder coated after fabrication. The assembly is rigidly designed to resist twisting and bowing. Access plate on the back of the channel housing allows quick and easy wiring.

OPTICS — Medium distribution to meet both horizontal and vertical light level requirements. Reflectors are precision formed and painted high reflectance white. Semi-diffuse acrylic lens is standard to provide glare control and LED protection.

ELECTRICAL — L70 at 100,000 hours, L85 at 52,000 hours. Thermally protected driver standard with 0-10V dimming. Input watts can be found on page 2.

INSTALLATION — Suitable for suspension by chain, cable or single pendant monopoint. To maintain ambient listing, fixture must be mounted at a minimum of 18 inches below ceiling.

LISTINGS — CSA certified to US and Canadian safety standards. Damp location listed. Ambient operating temperatures from -20°C to +40°C.

DesignLights Consortium® (DLC) qualified product. Not all versions of this product may be DLC qualified. Please check the DLC Qualified Products List at www.designlights.org/QPL to confirm which versions are qualified.

WARRANTY — 5-year limited warranty. Complete warranty terms located at www.acuitybrands.com/CustomerResources/Terms_and_conditions.aspx

Actual performance may differ as a result of end-user environment and application. All values are design or typical values, measured under laboratory conditions at 25 °C.
Note: Specifications subject to change without notice.

LED Bay Lighting



12,000 lumens

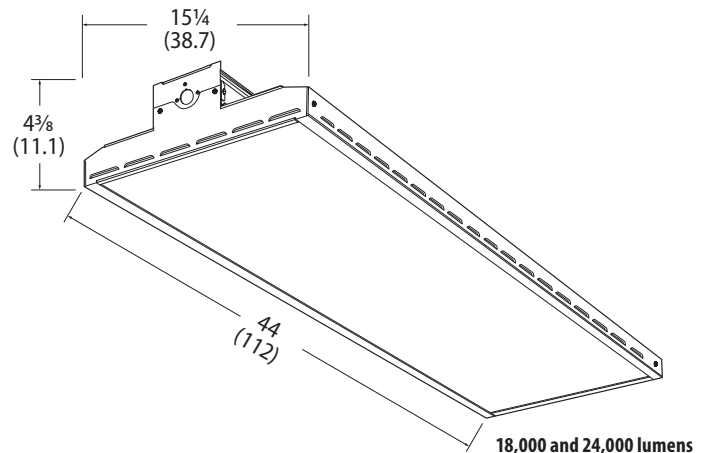
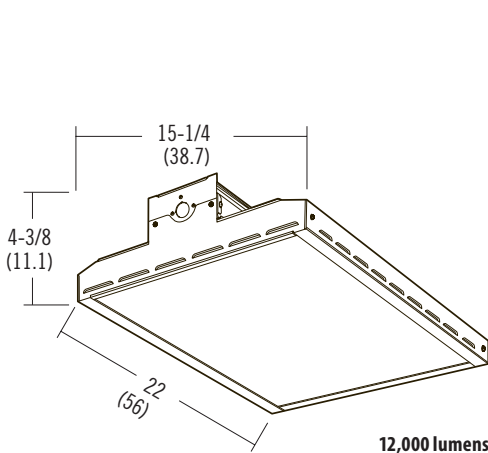


18,000 and 24,000 lumens

DIMENSIONS

All dimensions are in inches (centimeters) unless otherwise indicated.

SPECIFICATIONS					
All dimensions are shown in inches (centimeters) unless otherwise noted.					
Lumens	Length	Width	Depth	Weight	Recommended light source comparison
12,000	22 (56)	15-1/4 (38.7)	4-3/8 (11.1)	10 lbs. (4.5 kg)	250W MH, 3-lamp T5HO, 4-lamp T8
18,000	44 (112)	15-1/4 (38.7)	4-3/8 (11.1)	20 lbs. (9.0kg)	400W MH, 4-lamp T5HO, 6-lamp T8
24,000	44 (112)	15-1/4 (38.7)	4-3/8 (11.1)	20 lbs. (9.0kg)	6-lamp T5HO, 8-lamp T8



LED Bay Lighting

ORDERING INFORMATION

Catalog number	UPC	Description	Lumens*	Color temperature*	Wattage*	Voltage	Distribution	Pallet quantity	Standard carton quantity
IBH 12L MVOLT	889804709100	LED bay light	12396	4000K, 70CRI	112	120 - 277	Medium	48	1
IBH 12L HVOLT	889804709490	LED bay light	12396	4000K, 70CRI	118	347 - 480	Medium	48	1
IBH 18L MVOLT	889804710472	LED bay light	18478	4000K, 70CRI	146	120 - 277	Medium	24	1
IBH 18L HVOLT	889804710540	LED bay light	18478	4000K, 70CRI	142	347 - 480	Medium	24	1
IBH 24L MVOLT	889804710335	LED bay light	25535	4000K, 70CRI	221	120 - 277	Medium	24	1
IBH 24L HVOLT	889804710571	LED bay light	25535	4000K, 70CRI	210	347 - 480	Medium	24	1

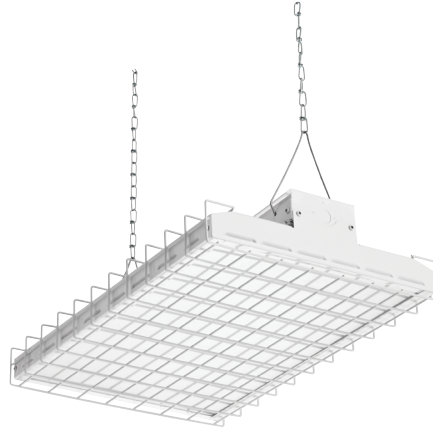
Accessories: Order as separate catalog number.

Mounting

IBAC120 M20	Aircraft cable 10' with hook (one pair)
IBAC240 M20	Aircraft cable 20' with hook (one pair)
IBLPMP	Pendant monopoint splice box, includes side covers
IBLPMPHB	Pendant monopoint splice box, includes side covers (3/4" hub)
HC36	Chain hangers (one pair, 36" long)

Wire guards

WGIBH	Wire guard for 12L fixture
WGIBH4	Wire guard for 18L and 24L fixtures



Shown with wire guard and chain hangers.