

Straight Blade Devices
 20A, 125V, 2 Pole, 3 Wire Grounding
 Insulgrip Plug

HUBBELL

Features

- Ribbed nylon housing is impact and chemical resistant
- VARI-SIZE adjustable cord clamp
- Fast lead assembly screws
- Beveled housing prevents snagging

Ordering Information

| Description | Cord Diameter | UPC | Catalog Number |
|-----------------------|-----------------------|--------------|----------------|
| Black and white nylon | .230"-.720"(5.8-18.3) | 783585173955 | HBL5366C |



Listings

UL Listed to UL498 File E1706
 CSA Certified to C22.2 No. 42 File 280
 Fed. Spec. W-C596G
 NEMA® WD-6 Compliant

Specifications

| | |
|--------------------|------------------------------|
| Housing/Cord Clamp | Nylon |
| Blade Holder | Nylon |
| Terminal Retainer | Clear Polycarbonate |
| Blades | .060 in. (1.5) Brass |
| Terminal Screws | #8-32 Brass , multiple drive |
| Terminal Clamp | Nickel plated steel |
| Assembly Screws | Nickel plated steel |

Performance

Electrical

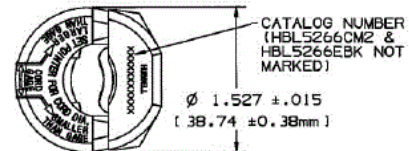
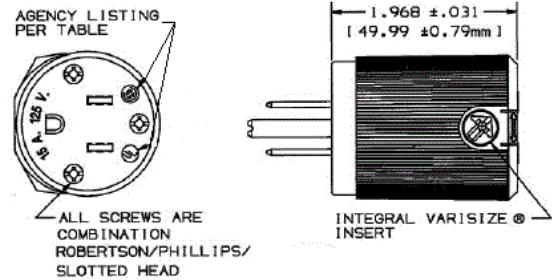
| | |
|----------------------|--|
| Current Interrupting | Certified for current interrupting at full rated current |
| Dielectric Voltage | Withstands 2,000V minimum |

Mechanical

| | |
|-------------------------|--|
| Cord Accomodation | .230"-.720"(5.8-18.3) |
| Terminal Accommodation | #18-10 AWG. Standed copper wire only |
| Terminal Identification | Terminals identified in accordance with UL 498 and CSA |

Environmental

| | |
|------------------------|---|
| Flammability | UL 94 HB or better |
| IP Suitability | IP20 |
| Operating Temperatures | Maximum continuous 75°C; minimum -40°C (w/o impact) |



Accessories

| | |
|-------------------|---------|
| Weatherproof Boot | HBL6017 |
|-------------------|---------|

Resources

Customer Use Drawing
 eCatalog

Dimensions in Inches (mm)

Hubbell Wiring Device-Kellems • Hubbell Incorporated (Delaware) • 40 Waterview Drive • Shelton, CT 06484

Phone (800) 288-6000 • Fax (800) 255-1031 • Specifications subject to change without notice.



Straight Blade Devices
 20A, 125V, 2 Pole, 3 Wire Grounding
 Insulgrip Plug

HUBBELL

Features

- Ribbed nylon housing is impact and chemical resistant
- VARI-SIZE adjustable cord clamp
- Fast lead assembly screws
- Beveled housing prevents snagging

Ordering Information

| Description | Cord Diameter | UPC | Catalog Number |
|-----------------------|-----------------------|--------------|----------------|
| Black and white nylon | .230"-.720"(5.8-18.3) | 783585173955 | HBL5366C |



Listings

UL Listed to UL498 File E1706
 CSA Certified to C22.2 No. 42 File 280
 Fed. Spec. W-C596G
 NEMA® WD-6 Compliant

Specifications

| | |
|--------------------|------------------------------|
| Housing/Cord Clamp | Nylon |
| Blade Holder | Nylon |
| Terminal Retainer | Clear Polycarbonate |
| Blades | .060 in. (1.5) Brass |
| Terminal Screws | #8-32 Brass , multiple drive |
| Terminal Clamp | Nickel plated steel |
| Assembly Screws | Nickel plated steel |

Performance

Electrical

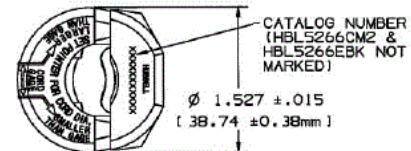
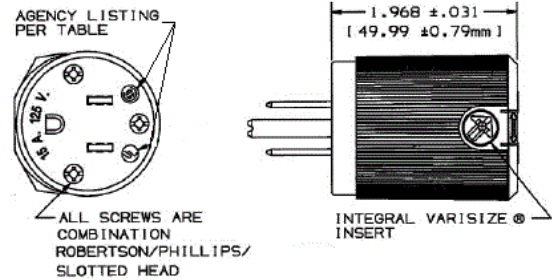
| | |
|----------------------|--|
| Current Interrupting | Certified for current interrupting at full rated current |
| Dielectric Voltage | Withstands 2,000V minimum |

Mechanical

| | |
|-------------------------|--|
| Cord Accomodation | .230"-.720"(5.8-18.3) |
| Terminal Accommodation | #18-10 AWG. Standed copper wire only |
| Terminal Identification | Terminals identified in accordance with UL 498 and CSA |

Environmental

| | |
|------------------------|---|
| Flammability | UL 94 HB or better |
| IP Suitability | IP20 |
| Operating Temperatures | Maximum continuous 75°C; minimum -40°C (w/o impact) |



Accessories

| | |
|-------------------|---------|
| Weatherproof Boot | HBL6017 |
|-------------------|---------|

Resources

Customer Use Drawing
 eCatalog

Dimensions in Inches (mm)

Hubbell Wiring Device-Kellems • Hubbell Incorporated (Delaware) • 40 Waterview Drive • Shelton, CT 06484

Phone (800) 288-6000 • Fax (800) 255-1031 • Specifications subject to change without notice.

