

DESCRIPTION

The H27RT housing is designed for remodelling use in shallow ceilings where 2" x 6" joist construction is used. The wide variety of trims available allows a number of different lighting effects to be created with one basic housing.

APPLICATION

The H27RT is designed for use in non-insulated ceilings or insulated ceilings but insulation must be kept 3" from all sides of the fixture.

DESIGN FEATURES

A...Housing

Die-stamped 20 gauge CRS with white powder coat finish.

B...Socket Plate

Rigid socket plate adjusts and locks without tools for various lamp sizes.

C...Junction Box

U.L. listed for through branch circuit wiring. Seven conduit knockouts are uniform 1/2" size with true pryout slots. Four Romex pryouts included.

D...Socket

Porcelain socket with nickel plated brass screw shell.

E...Thermal Protector

Integral Thermal Protector

deactivates fixture if an incorrect lamp is used or if ceiling insulation material is not applied correctly.

F...Remodel Clips

Four remodel clips secure housing and accommodate 1/2" and 5/8" ceiling material.

G..."Quick Connect" Connectors

Three "Quick Connect" connectors eliminate need for separate wire nuts - simply strip supply wires and push in

Labels

- U.L. listed for Damp Location
- U.L. listed for Feed Through
- CSA Certified

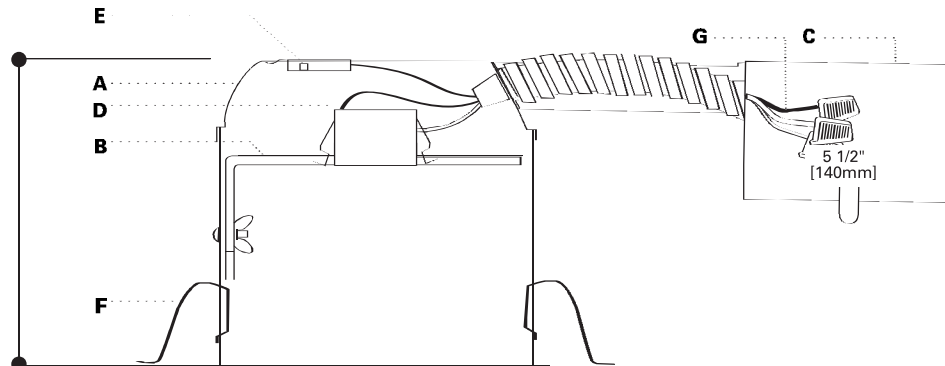
Catalog #	Type
Project	
Comments	
Prepared by	Date



H27RT

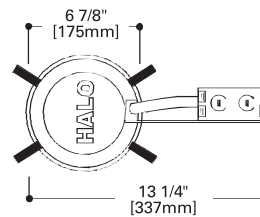
**6" Non-Insulated
Shallow Ceiling
Recessed Housing**

6" TRIMS



Ceiling Opening should be cut using template supplied with housing

Top View



FOR USE IN NON-INSULATED CEILINGS

MAY BE USED IN INSULATED CEILINGS BUT INSULATION MUST BE KEPT 3" FROM ALL SIDES OF HOUSING

Ordering Information on reverse.

TRIMS

ORDERING INFORMATION

SAMPLE NUMBER: H27RT-426RG

Order housing, trim and accessories separately.

Housing

H27RT=6" Non-Insulated Shallow Ceiling Remodel Housing

Trims

Accessories

REFLECTORS



426

Specular Reflector Cone
75W R30, 65W BR30, 75W PAR30
 426=Specular Clear
 426H=Haze
 426RG=Residential Gold
 426CG=Champagne Gold
 426MB=Specular Black
 OD: 7 1/4" (184mm)



429

Dayform White Cone
75W R30, 65W BR30, 75W PAR30
 429P=White Cone
 OD: 7 1/4" (184mm)



4261

Self Flanged Reflector Cone
75W R30, 75W PAR30
 4261P=White Self Flanged Reflector Cone
 OD: 7 1/4" (184mm)

BAFFLES



310

Baffle
75W R30, 65W BR30, 75W PAR30
 310P=Black Baffle
 310W=White Baffle
 OD: 7 1/4" (184mm)

ADJUSTABLES



74

Eyeball - 30° Tilt
75W PAR30
 74P=White Eyeball
 OD: 8" (203mm)



77

Eyeball
50W R20, 50W PAR20
 77P=White Eyeball
 OD: 8" (203mm)



78

Eyeball - 30° Tilt
75W R30, 75W PAR30
 78P=White Eyeball
 78SL=Silver Eyeball
 78B=Brass Eyeball
 78PB=Polished Brass Eyeball
 78PAT=White AIR-TITE Eyeball
 OD: 8" (203mm)



376

Adjustable
75W PAR30
 376P=Black Baffle, Black Lampholder, White Trim Ring
 OD: 7 1/4" (184mm)



378

Adjustable with Splay Reflector
75W PAR30
 378=White Lampholder with Clear Splay
 378P=White Lampholder with White Splay
 OD: 7 3/4" (197mm)



419

Regressed Eyeball with Splay
75W PAR30
 419=White Eyeball with Clear Splay
 419P=White Eyeball with White Splay
 OD: 7 1/4" (184mm)



420

Coilex Baffle Eyeball
75W BR30, 75W PAR30L
 420P=White Eyeball with Black Baffle
 420PB=Polished Brass Eyeball with Black Baffle
 420W=White Eyeball with White Baffle
 OD: 7 1/4" (184mm)

LENS



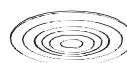
70, 170

Albalite Lens
60W A19
 70P=Albalite Lens with White Trim Ring
 70PS=Albalite Lens Showerlight with White Trim Ring
 OD: 8" (203mm)



71, 171

Albalite Lens w Reflector
60W A19
 170P=Albalite Lens with White Trim Ring - Socket Supporting
 170PS=Albalite Lens Showerlight with White Trim Ring - Socket Supporting
 OD: 8" (203mm)



73, 173

Drop Opal Lens
60W A19
 71P=Drop Opal Lens with White Trim Ring
 71PS=Drop Opal Lens Showerlight with White Trim Ring
 OD: 8" (203mm)

Drop Opal Lens w Reflector
60W A19
 171P=Drop Opal Lens with White Trim Ring - Socket Supporting
 171PS=Drop Opal Lens Showerlight with White Trim Ring - Socket Supporting
 OD: 8" (203mm)

OPEN



79

Fresnel Lens
60W A19
 73P=Fresnel Lens with White Trim Ring
 73PS=Fresnel Lens Showerlight with White Trim Ring
 OD: 8" (203mm)



301

Fresnel Lens w Reflector
60W A19
 173P=Fresnel Lens with White Trim Ring - Socket Supporting
 173PS=Fresnel Lens Showerlight with White Trim Ring - Socket Supporting
 OD: 8" (203mm)



328

Pinhole Trim
50W PAR30, 65W BR30
 79P=White Pinhole Trim
 OD: 8" (203mm)

Open
75W R30, 65W BR30, 75W PAR30
 301P=White Open Trim
 301PB=Polished Brass Open Trim
 OD: 8" (203mm)
Splay Trim
100W R30, 75W PAR30, 65W BR30
 328P=White Splay Trim
 OD: 7 1/4" (184mm)

Metal Trim Rings

Compatible with 310, 312, 376, 378, 419, 420, 426
TRM6P=White Metal
TRM6PB=Polished Brass
TRM6C=Chrome
TRM6MB=Black Metal
TRM6SL=Silver Metal
TRP7MB=Black Plastic

Note: Specifications and Dimensions subject to change without notice.

Visit our web site at www.cooperlighting.com

DESCRIPTION

The H27RT housing is designed for remodelling use in shallow ceilings where 2" x 6" joist construction is used. The wide variety of trims available allows a number of different lighting effects to be created with one basic housing.

APPLICATION

The H27RT is designed for use in non-insulated ceilings or insulated ceilings but insulation must be kept 3" from all sides of the fixture.

DESIGN FEATURES

A...Housing

Die-stamped 20 gauge CRS with white powder coat finish.

B...Socket Plate

Rigid socket plate adjusts and locks without tools for various lamp sizes.

C...Junction Box

U.L. listed for through branch circuit wiring. Seven conduit knockouts are uniform 1/2" size with true pryout slots. Four Romex pryouts included.

D...Socket

Porcelain socket with nickel plated brass screw shell.

E...Thermal Protector

Integral Thermal Protector

deactivates fixture if an incorrect lamp is used or if ceiling insulation material is not applied correctly.

F...Remodel Clips

Four remodel clips secure housing and accommodate 1/2" and 5/8" ceiling material.

G..."Quick Connect" Connectors

Three "Quick Connect" connectors eliminate need for separate wire nuts - simply strip supply wires and push in

Labels

- U.L. listed for Damp Location
- U.L. listed for Feed Through
- CSA Certified

Catalog #	Type
Project	
Comments	
Prepared by	Date



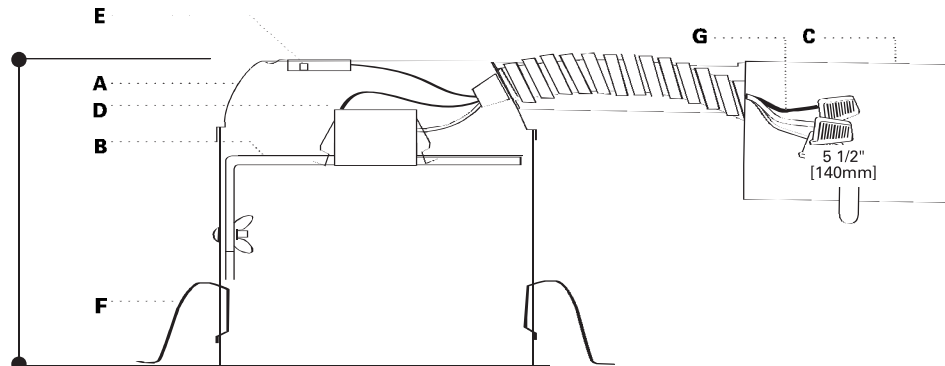
H27RT

**6" Non-Insulated
Shallow Ceiling
Recessed Housing**

6" TRIMS

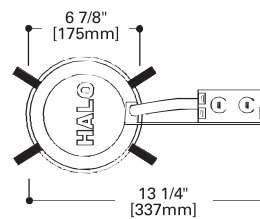
FOR USE IN NON-INSULATED CEILINGS

MAY BE USED IN INSULATED CEILINGS BUT INSULATION MUST BE KEPT 3" FROM ALL SIDES OF HOUSING



Ceiling Opening should be cut using template supplied with housing

Top View



Ordering Information on reverse.

TRIMS

ORDERING INFORMATION

SAMPLE NUMBER: H27RT-426RG

Order housing, trim and accessories separately.

Housing

H27RT=6" Non-Insulated Shallow Ceiling Remodel Housing

Trims

Accessories

REFLECTORS



426

Specular Reflector Cone
75W R30, 65W BR30, 75W PAR30
 426=Specular Clear
 426H=Haze
 426RG=Residential Gold
 426CG=Champagne Gold
 426MB=Specular Black
 OD: 7 1/4" (184mm)



429

Dayform White Cone
75W R30, 65W BR30, 75W PAR30
 429P=White Cone
 OD: 7 1/4" (184mm)



4261

Self Flanged Reflector Cone
75W R30, 75W PAR30
 4261P=White Self Flanged Reflector Cone
 OD: 7 1/4" (184mm)

BAFFLES



310

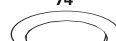
Baffle
75W R30, 65W BR30, 75W PAR30
 310P=Black Baffle
 310W=White Baffle
 OD: 7 1/4" (184mm)

ADJUSTABLES



74

Eyeball - 30° Tilt
75W PAR30
 74P=White Eyeball
 OD: 8" (203mm)



77

Eyeball
50W R20, 50W PAR20
 77P=White Eyeball
 OD: 8" (203mm)



78

Eyeball - 30° Tilt
75W R30, 75W PAR30
 78P=White Eyeball
 78SL=Silver Eyeball
 78B=Brass Eyeball
 78PB=Polished Brass Eyeball
 78PAT=White AIR-TITE Eyeball
 OD: 8" (203mm)



376

Adjustable
75W PAR30
 376P=Black Baffle, Black Lampholder, White Trim Ring
 OD: 7 1/4" (184mm)



378

Adjustable with Splay Reflector
75W PAR30
 378=White Lampholder with Clear Splay
 378P=White Lampholder with White Splay
 OD: 7 3/4" (197mm)



419

Regressed Eyeball with Splay
75W PAR30
 419=White Eyeball with Clear Splay
 419P=White Eyeball with White Splay
 OD: 7 1/4" (184mm)



420

Coilex Baffle Eyeball
75W BR30, 75W PAR30L
 420P=White Eyeball with Black Baffle
 420PB=Polished Brass Eyeball with Black Baffle
 420W=White Eyeball with White Baffle
 OD: 7 1/4" (184mm)

LENS



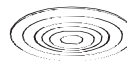
70, 170

Albalite Lens
60W A19
 70P=Albalite Lens with White Trim Ring
 70PS=Albalite Lens Showerlight with White Trim Ring
 OD: 8" (203mm)



71, 171

Albalite Lens w Reflector
60W A19
 170P=Albalite Lens with White Trim Ring - Socket Supporting
 170PS=Albalite Lens Showerlight with White Trim Ring - Socket Supporting
 OD: 8" (203mm)



73, 173

Drop Opal Lens
60W A19
 71P=Drop Opal Lens with White Trim Ring
 71PS=Drop Opal Lens Showerlight with White Trim Ring
 OD: 8" (203mm)

Drop Opal Lens w Reflector
60W A19
 171P=Drop Opal Lens with White Trim Ring - Socket Supporting
 171PS=Drop Opal Lens Showerlight with White Trim Ring - Socket Supporting
 OD: 8" (203mm)

OPEN



79

Fresnel Lens
60W A19
 73P=Fresnel Lens with White Trim Ring
 73PS=Fresnel Lens Showerlight with White Trim Ring
 OD: 8" (203mm)



301

Fresnel Lens w Reflector
60W A19
 173P=Fresnel Lens with White Trim Ring - Socket Supporting
 173PS=Fresnel Lens Showerlight with White Trim Ring - Socket Supporting
 OD: 8" (203mm)



328

Pinhole Trim
50W PAR30, 65W BR30
 79P=White Pinhole Trim
 OD: 8" (203mm)

Open
75W R30, 65W BR30, 75W PAR30
 301P=White Open Trim
 301PB=Polished Brass Open Trim
 OD: 8" (203mm)
Splay Trim
100W R30, 75W PAR30, 65W BR30
 328P=White Splay Trim
 OD: 7 1/4" (184mm)

Metal Trim Rings
 Compatible with 310, 312, 376, 378, 419, 420, 426
TRM6P=White Metal
TRM6PB=Polished Brass
TRM6C=Chrome
TRM6MB=Black Metal
TRM6SL=Silver Metal
TRP7MB=Black Plastic

Note: Specifications and Dimensions subject to change without notice.

Visit our web site at www.cooperlighting.com