

Hubs and Bulkhead Fittings

T&B® Hub



Never before has a single hub fit like this one. Designed for unequalled performance. The innovative engineering of the T&B® Hub will, quite simply, raise your performance expectations for threaded hubs. Look for the distinctive blue color to ensure the quality of a Thomas & Betts fitting.

- 1 Sealing Ring and Groove with innovative profile outperforms standard O-ring design. Sealing ring is captivated in place before installation and resists buckling or slipping during installation. The seal groove is designed for optimum compression of the sealing ring. The sealing ring is designed to provide a complete 360° seal, even when the conduit is not perpendicular with the enclosure. (See Figure 1)
- 2 Locknut Design with peripheral slots and a hexagonal/angled spline spaced every 30° enables easy application of torque with wrench or hammer and screwdriver. (See Figures 2 & 3)
- 3 Sharper and Deeper Teeth on locknut and body designed for a more penetrating bite for improved bonding to the enclosure.
- 4 Hexagonal/Splined Body Design for fast, easy installation with wrench or hammer and screwdriver.
- 5 Precision Machined Tapered Threads designed to create watertight union.
- 6 Insulated Throat molded from 105° C rated thermoplastic with a flammability rating of 94 V-0.

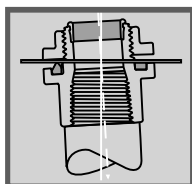


Fig. 1

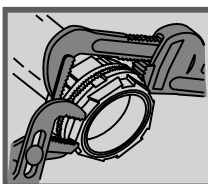


Fig. 2

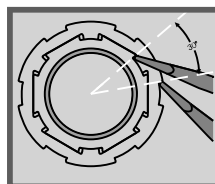


Fig. 3



CAT. NO.	TRADE SIZE		DIA.	MAX. PANEL THICKNESS	THROAT DIA.
	A	B			
H050-TB	1/2	1 1/16	1 1/16	1/8	3/16
H075-TB	3/4	1 1/16	1 19/32	29/32	3/16
H100-TB	1	2	1 13/16	1 1/16	1/4
H125-TB	1 1/4	2 3/8	1 1/2	1 1/16	1/4
H150-TB	1 1/2	2 3/4	1 5/8	1 1/16	1/4
H200-TB	2	3 3/4	1 15/16	1 1/32	1/4
H250-TB	2 1/2	3 3/4	2 1/16	1 1/16	1/4
H300-TB	3	4 3/8	2 1/16	1 1/32	1/4
H350-TB	3 1/2	5	2 23/32	1 1/8	1/4
H400-TB	4	5 1/2	2 23/32	1 1/8	1/4
H500-TB	5	6 1/8	3 1/2	1 1/16	1/4
H600-TB	6	7 1/16	3 3/2	2	3/16

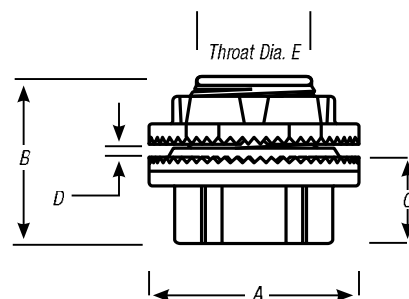
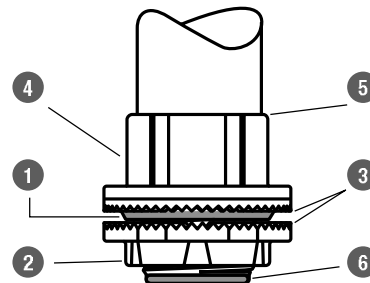
Material – Hub and Locknut: Zinc or copper-free aluminum
 Insulating Throat: Thermoplastic temp. rating – 105° C
 Flammability Rating – 94V-0
 Sealing Ring: Nitrile (BUNA "N")

For Aluminum Hubs, add suffix A (i.e., H050A). For Chrome-Plated Hubs, add suffix CP (i.e., H050CP). For 316 Stainless Steel Hubs, add suffix GRSS (i.e., H050GRSS). (1/2" through 2" only.) Meets NEMA sealing requirements for NEMA 3R, 4 & 13 enclosures. CP and SST hubs are also rated NEMA 4X and 12.

UL Listed per NEC® 501.10(B). CSA Certified for hazardous locations Class II Groups E, F, G, Class III

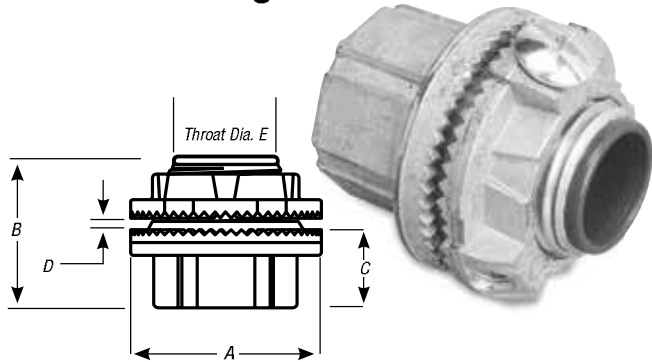
UL File No. E-23018 CSA File No. 4484

Chrome-Plated Hubs (suffix-"CP"s) are rated NEMA 4X.



Hubs and Bulkhead Fittings

T&B® Grounding Hub



T&B Hub Centerline Spacing Chart

CONDUIT TRADE SIZE	1/2"	3/4"	1"	1 1/4"	1 1/2"	2"	2 1/2"	3"	3 1/2"	4"	5"	6"
1/2"	1 1/16"											
3/4"	1 3/64"	1 25/32"										
1"	1 21/32"	1 51/64"	2 1/8"									
1 1/4"	2 1/32"	2 5/64"	2 1/8"	2 1/2"								
1 1/2"	2 1/32"	2 21/64"	2 1/2"	2 11/16"	2 1/2"							
2"	2 11/32"	2 21/64"	2 3/4"	2 11/16"	3 1/8"	3 1/8"						
2 1/2"	2 23/32"	2 53/64"	3"	3 1/16"	3 1/8"	3 1/8"	3 1/8"					
3"	3 1/32"	3 3/64"	3 1/8"	3 1/2"	3 11/16"	3 11/16"	4 1/16"	4 1/2"				
3 1/2"	3 11/32"	3 21/64"	3 3/8"	3 3/16"	4"	4 1/4"	4 1/2"	4 11/16"	5 1/8"			
4"	3 11/32"	3 45/64"	3 3/8"	4 1/16"	4 1/4"	4 1/2"	4 3/4"	5 1/16"	5 1/2"			
5"	4 1/32"	3 25/64"	4 1/8"	4 3/4"	4 11/16"	5 1/16"	5 1/8"	5 3/4"	6 1/16"	6 1/2"		
6"	4 11/16"	4 21/64"	4 11/32"	5 1/32"	5 11/32"	5 11/32"	5 21/32"	6 1/32"	6 23/32"	7 13/32"	7 11/16"	
Nearest Obstruction to Center of Hub	2 7/32"	2 5/64"	1 1/8"	1 1/16"	1 1/2"	1 3/4"	2"	2 1/16"	2 1/8"	2 1/8"	2 1/16"	3 11/32"

CAT. NO.	TRADE SIZE	MAX. PANEL THICKNESS				THROAT DIA.
		A	B	C	D	
H050GR-TB	1/2	1 1/16"	1 1/16"	1/8"	3/16"	1 1/32"
H075GR-TB	3/4	1 1/16"	1 19/32"	29/32"	3/16"	25/32"
H100GR-TB	1	2"	1 19/16"	1 1/16"	1/4"	1"
H125GR-TB	1 1/4	2 3/8"	1 1/8"	1 1/16"	1/4"	1 1/16"
H150GR-TB	1 1/2	2 3/4"	1 1/8"	1 1/16"	1/4"	1 11/32"
H200GR-TB	2	3 1/4"	1 15/16"	1 1/32"	1/4"	1 31/32"
H250GR-TB	2 1/2	3 3/4"	2 1/16"	1 1/16"	1/4"	2 13/32"
H300GR-TB	3	4 1/8"	2 1/16"	1 1/32"	1/4"	2 31/32"
H350GR-TB	3 1/2	5"	2 23/32"	1 1/8"	1/4"	3 11/32"
H400GR-TB	4	5 1/2"	2 23/32"	1 1/8"	1/4"	3 1/8"
H500GR-TB	5	6 1/8"	3 1/32"	1 1/16"	1/4"	4 11/16"
H600GR-TB	6	7 11/16"	3 3/32"	2"	5/16"	6"

Material – Hub and Locknut: Zinc or copper-free aluminum
 Insulating Throat: Thermoplastic temp. rating – 105° C
 Flammability Rating – 94V-0
 Sealing Ring: Nitrile (BUNA "N")

For Aluminum Hubs, add suffix A (i.e., H050A). For Chrome-Plated Hubs, add suffix CP (i.e., H050CP). For 316 Stainless Steel Hubs, add suffix GRSS (i.e., H050GRSS). (1/2" through 2" only.) Meets NEMA sealing requirements for NEMA 3R, 4 & 13 enclosures.

UL Listed and CSA Certified. CSA Certified for hazardous locations Class II and Class III locations.

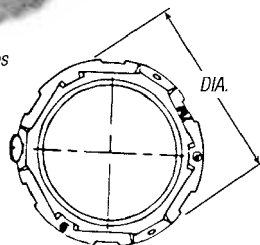
UL File No. E-23018
 CSA File No. 4484

Chrome-Plated Hubs (suffix "CP") are rated NEMA 4X.

T&B® Grounding and Bonding Locknut



Grounding Locknut for Hubs



CAT. NO.	TRADE SIZE	DIA.	HEIGHT	GROUND SCREW	MAX. CONDUCTOR SIZE
L075GR-TB	3/4	1 11/16"	1 3/32"	#10-32 x 1/4"	#10
L100GR-TB	1	2"	1 3/32"	#10-32 x 1/4"	#10
L125GR-TB	1 1/4	2 3/8"	1 19/32"	1/4-20 x 1/4"	#10
L150GR-TB	1 1/2	2 3/4"	1 15/32"	1/4-20 x 5/16"	#8
L200GR-TB	2	3 1/4"	1 15/32"	1/4-20 x 5/16"	#8
L250GR-TB	2 1/2	3 3/4"	1 11/16"	1/4-20 x 5/16"	#6
L300GR-TB	3	4 1/8"	2 3/32"	1/4-20 x 5/16"	#6
L350GR-TB	3 1/2	5"	2 3/32"	1/4-20 x 5/16"	#6
L400GR-TB	4	5 1/2"	2 3/32"	1/4-20 x 5/16"	#4
L500GR-TB	5	6 1/8"	2 3/32"	3/8-16 x 3/8"	#2
L600GR-TB	6	7 11/16"	2 3/32"	3/8-16 x 3/8"	#1

Material – Locknut: Zinc or copper-free aluminum UL File No. E-3060
 For Aluminum Locknuts, add suffix A (i.e., L050GRA). CSA File No. 4484

For Chrome-Plated Locknuts, add suffix CP (i.e., L050CP). For 316 Stainless Steel Locknuts, add suffix SS1 (1/2" through 2" only.) For Locknut with Lay In Lug, add suffix GRL.

Hubs and Bulkhead Fittings

T&B® Hub



Never before has a single hub fit like this one. Designed for unequalled performance. The innovative engineering of the T&B® Hub will, quite simply, raise your performance expectations for threaded hubs. Look for the distinctive blue color to ensure the quality of a Thomas & Betts fitting.

- 1 Sealing Ring and Groove with innovative profile outperforms standard O-ring design. Sealing ring is captivated in place before installation and resists buckling or slipping during installation. The seal groove is designed for optimum compression of the sealing ring. The sealing ring is designed to provide a complete 360° seal, even when the conduit is not perpendicular with the enclosure. (See Figure 1)
- 2 Locknut Design with peripheral slots and a hexagonal/angled spline spaced every 30° enables easy application of torque with wrench or hammer and screwdriver. (See Figures 2 & 3)
- 3 Sharper and Deeper Teeth on locknut and body designed for a more penetrating bite for improved bonding to the enclosure.
- 4 Hexagonal/Splined Body Design for fast, easy installation with wrench or hammer and screwdriver.
- 5 Precision Machined Tapered Threads designed to create watertight union.
- 6 Insulated Throat molded from 105° C rated thermoplastic with a flammability rating of 94 V-0.

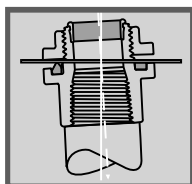


Fig. 1

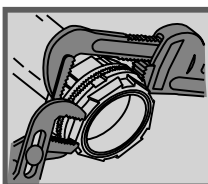


Fig. 2

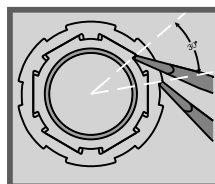


Fig. 3



CAT. NO.	TRADE SIZE		MAX. PANEL THICKNESS	THROAT DIA.		
	SIZE	DIA.				
H050-TB	1/2	1 1/16	1 1/16	1 1/8	3/16	1 1/32
H075-TB	3/4	1 1/16	1 19/32	2 3/32	3/16	2 5/32
H100-TB	1	2	1 13/16	1 1/16	1/4	1
H125-TB	1 1/4	2 3/8	1 1/8	1 1/16	1/4	1 1/16
H150-TB	1 1/2	2 3/4	1 1/8	1 1/16	1/4	1 17/32
H200-TB	2	3 3/4	1 15/16	1 1/32	1/4	1 31/32
H250-TB	2 1/2	3 3/4	2 1/16	1 1/16	1/4	2 13/32
H300-TB	3	4 3/8	2 1/16	1 1/32	1/4	2 21/32
H350-TB	3 1/2	5	2 23/32	1 1/8	1/4	3 13/32
H400-TB	4	5 1/2	2 23/32	1 1/8	1/4	3 1/8
H500-TB	5	6 1/8	3 1/2	1 1/16	1/4	4 15/16
H600-TB	6	7 1/16	3 3/2	2	3/16	6

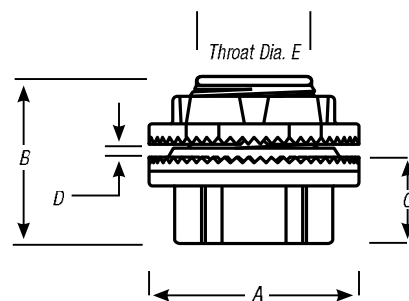
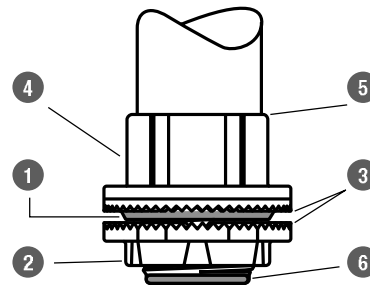
Material – Hub and Locknut: Zinc or copper-free aluminum
 Insulating Throat: Thermoplastic temp. rating – 105° C
 Flammability Rating – 94V-0
 Sealing Ring: Nitrile (BUNA "N")

For Aluminum Hubs, add suffix A (i.e., H050A). For Chrome-Plated Hubs, add suffix CP (i.e., H050CP). For 316 Stainless Steel Hubs, add suffix GRSSST (i.e., H050GRSSST). (1/2" through 2" only.) Meets NEMA sealing requirements for NEMA 3R, 4 & 13 enclosures. CP and SST hubs are also rated NEMA 4X and 12.

UL Listed per NEC® 501.10(B). CSA Certified for hazardous locations Class II Groups E, F, G, Class III

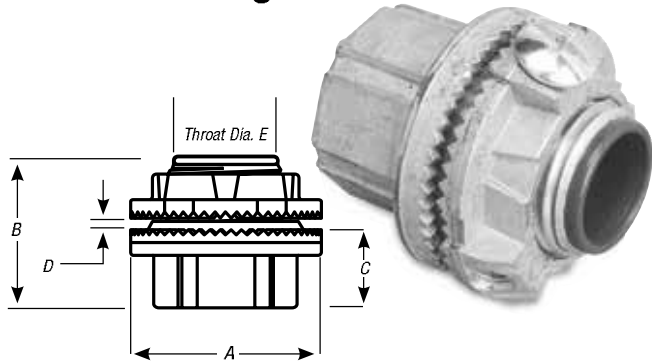
UL File No. E-23018 CSA File No. 4484

Chrome-Plated Hubs (suffix-"CP"s) are rated NEMA 4X.



Hubs and Bulkhead Fittings

T&B® Grounding Hub



T&B Hub Centerline Spacing Chart

CONDUIT TRADE SIZE	1/2"	3/4"	1"	1 1/4"	1 1/2"	2"	2 1/2"	3"	3 1/2"	4"	5"	6"
1/2"	1 1/16"											
3/4"	1 3/64"	1 25/32"										
1"	1 21/32"	1 51/64"	2 1/8"									
1 1/4"	2 1/32"	2 5/64"	2 1/8"	2 1/2"								
1 1/2"	2 1/32"	2 21/64"	2 1/2"	2 11/16"	2 1/2"							
2"	2 11/32"	2 21/64"	2 3/4"	2 11/16"	3 1/8"	3 1/8"						
2 1/2"	2 23/32"	2 53/64"	3"	3 1/16"	3 1/8"	3 1/8"	3 1/8"					
3"	3 1/32"	3 3/64"	3 1/8"	3 1/2"	3 11/16"	3 11/16"	4 1/16"	4 1/2"				
3 1/2"	3 11/32"	3 21/64"	3 3/8"	3 11/16"	4"	4 1/4"	4 1/2"	4 11/16"	5 1/8"			
4"	3 11/32"	3 45/64"	3 3/8"	4 1/16"	4 1/4"	4 1/2"	4 3/4"	5 1/16"	5 1/8"	5 1/2"		
5"	4 1/32"	3 25/64"	4 1/16"	4 3/4"	4 11/16"	5 1/16"	5 1/8"	5 3/4"	6 1/16"	6 1/8"		
6"	4 11/16"	4 21/64"	4 11/32"	5 1/32"	5 11/32"	5 21/32"	6 1/32"	6 11/32"	6 23/32"	7 13/32"	7 11/16"	
Nearest Obstruction to Center of Hub	2 7/32"	2 5/64"	1 1/8"	1 1/16"	1 1/2"	1 3/4"	2"	2 1/16"	2 1/8"	2 1/8"	2 1/16"	3 11/32"

CAT. NO.	TRADE SIZE	MAX. PANEL THICKNESS				
		A	B	C	D	E
H050GR-TB	1/2	1 1/16"	1 1/16"	1/8"	3/16"	1 1/32"
H075GR-TB	3/4	1 1/16"	1 19/32"	29/32"	3/16"	2 5/32"
H100GR-TB	1	2"	1 19/16"	1 1/16"	1/4"	1"
H125GR-TB	1 1/4	2 3/8"	1 1/8"	1 1/16"	1/4"	1 1/16"
H150GR-TB	1 1/2	2 3/4"	1 1/8"	1 1/16"	1/4"	1 11/32"
H200GR-TB	2	3 1/4"	1 15/16"	1 1/32"	1/4"	1 31/32"
H250GR-TB	2 1/2	3 3/4"	2 1/16"	1 1/16"	1/4"	2 13/32"
H300GR-TB	3	4 3/8"	2 1/16"	1 1/32"	1/4"	2 31/32"
H350GR-TB	3 1/2	5"	2 23/32"	1 1/8"	1/4"	3 11/32"
H400GR-TB	4	5 1/2"	2 23/32"	1 1/8"	1/4"	3 1/8"
H500GR-TB	5	6 1/8"	3 1/32"	1 1/16"	1/4"	4 11/16"
H600GR-TB	6	7 11/16"	3 3/32"	2"	5/16"	6"

Material – Hub and Locknut: Zinc or copper-free aluminum
 Insulating Throat: Thermoplastic temp. rating – 105° C
 Flammability Rating – 94V-0
 Sealing Ring: Nitrile (BUNA "N")

For Aluminum Hubs, add suffix A (i.e., H050A). For Chrome-Plated Hubs, add suffix CP (i.e., H050CP). For 316 Stainless Steel Hubs, add suffix GRSS (i.e., H050GRSS). (1/2" through 2" only.) Meets NEMA sealing requirements for NEMA 3R, 4 & 13 enclosures.

UL Listed and CSA Certified. CSA Certified for hazardous locations Class II and Class III locations.

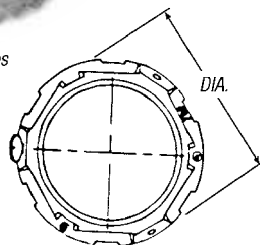
UL File No. E-23018
 CSA File No. 4484

Chrome-Plated Hubs (suffix "CP") are rated NEMA 4X.

T&B® Grounding and Bonding Locknut



Grounding Locknut for Hubs



CAT. NO.	TRADE SIZE	DIA.	HEIGHT	GROUND SCREW	MAX. CONDUCTOR SIZE
L050GR-TB	1/2	1 1/2"	1 3/32"	#10-32 x 1/4"	#10
L075GR-TB	3/4	1 11/16"	1 3/32"	#10-32 x 1/4"	#10
L100GR-TB	1	2"	1 3/32"	#10-32 x 1/4"	#10
L125GR-TB	1 1/4	2 3/8"	1 19/32"	1/4-20 x 1/4"	#10
L150GR-TB	1 1/2	2 3/4"	1 15/32"	1/4-20 x 5/16"	#8
L200GR-TB	2	3 1/4"	1 15/32"	1/4-20 x 5/16"	#8
L250GR-TB	2 1/2	3 3/4"	1 11/16"	1/4-20 x 5/16"	#6
L300GR-TB	3	4 3/8"	2 3/32"	1/4-20 x 5/16"	#6
L350GR-TB	3 1/2	5"	2 3/32"	1/4-20 x 5/16"	#6
L400GR-TB	4	5 1/2"	2 3/32"	1/4-20 x 5/16"	#4
L500GR-TB	5	6 1/8"	2 3/32"	3/8-16 x 3/8"	#2
L600GR-TB	6	7 11/16"	2 3/32"	3/8-16 x 3/8"	#1

Material – Locknut: Zinc or copper-free aluminum UL File No. E-3060
 For Aluminum Locknuts, add suffix A (i.e., L050GRA). CSA File No. 4484

For Chrome-Plated Locknuts, add suffix CP (i.e., L050CP). For 316 Stainless Steel Locknuts, add suffix SS1 (1/2" through 2" only.) For Locknut with Lay In Lug, add suffix GRL.