



C_GelCap_lv

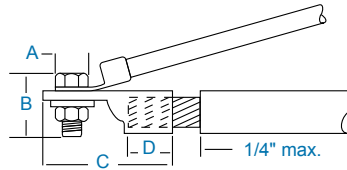
GelCap Splice Covers Water Resistant Stub Splice Cover Kit (1000 V)

Raychem GelCap splice cover kits quickly and conveniently insulate, seal, and protect stub splice connections up to 1000 volts. The robust, yet compact, design was engineered to handle the harsh environments of motor connections. GelCap splice cover kits are equally well suited for many other connection applications including street light connections. The specially formulated material provides excellent abrasion resistance and insulation value.

Each cap size is designed to fit a wide range of cable sizes. The expandable design keeps the cap as small as possible and allows it to expand only as much as needed to fit on large cable.

GelCap splice cover kits provide the fastest installation. Simply push the cover down over the connection and snap the clamp closed. No extra materials or greases are required. The PowerGel sealant is already in the cap. Removal is just as quick and easy as installation.

Selection Information: dimensions in inches (millimeters)



Catalog Number	Feeder Conductor Size (mm-)	Max. Bolt Dimensions		Max. Lug Dimensions Total Length	Barrel Length	Cap length (Nominal)	Std. Pack
		Width	Length				
		A	B	C	D		
GelCap 1*	#16-#10 AWG (1.5-5)	.375 (10)	.500 (13)	1.00 (25)	0.5 (13)	2.8 (71)	5
GelCap 2	#8-#2 AWG (8-35)	.625 (16)	1.00 (25)	2.00 (51)	1.0 (25)	3.5 (89)	5
GelCap 3	#2-#4/0 AWG (35-105)	.850 (22)	1.30 (33)	3.00 (76)	1.5 (38)	6.0 (152)	5
GelCap 4	250-500 kcmil (125-250)	1.100 (28)	1.85 (47)	5.00 (127)	2.0 (51)	8.0 (203)	5

* For wire sizes #16 – #10, the unique design of the GelCap 1 splice kit saves space by allowing all three phase connections to be installed in one cover. Note: GelCap 1 kit contains one GelCap cover only. For GelCap splice kits sizes 2-4, one cap per phase is provided.

Product Performance

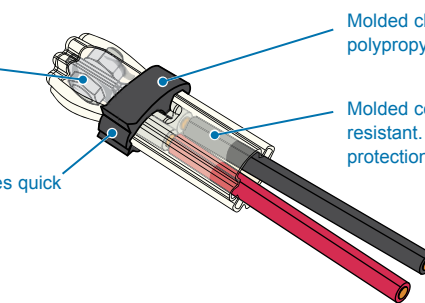
Testing	Test Conditions
Chemical Resistance	ASTM D543, Sulfuric acid, Sodium hydroxide and motor oil
Ozone Resistance	ASTM D1149, 168 hours @40°C, 50pphm
Accelerated Aging	ASTM D2671
Abrasion Resistance	2040 gm wt., 4000 cycles, 2% max thickness loss

Ordering Information

- Selection based on typical dimensions of low-voltage insulated cables.
- Kits do not contain connectors.
- Related test report: EDR-5435.
- ANSI C119.1
For connector information refer to the Connectors and Terminals section of this catalog.

Silicone gel is high dielectric insulation and provides constant pressure on cable and connector to provide waterseal. PowerGel sealant is specially formulated for high temperature environments.

Snap-lock feature provides quick installation and removal.



Molded clamp of UV stable, impact resistant polypropylene secures cover in place.

Molded cover is abrasion and impact resistant. Elastomer provides rugged protection for electrical connection.





C_GelCap_lv

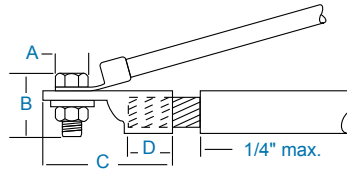
GelCap Splice Covers Water Resistant Stub Splice Cover Kit (1000 V)

Raychem GelCap splice cover kits quickly and conveniently insulate, seal, and protect stub splice connections up to 1000 volts. The robust, yet compact, design was engineered to handle the harsh environments of motor connections. GelCap splice cover kits are equally well suited for many other connection applications including street light connections. The specially formulated material provides excellent abrasion resistance and insulation value.

Each cap size is designed to fit a wide range of cable sizes. The expandable design keeps the cap as small as possible and allows it to expand only as much as needed to fit on large cable.

GelCap splice cover kits provide the fastest installation. Simply push the cover down over the connection and snap the clamp closed. No extra materials or greases are required. The PowerGel sealant is already in the cap. Removal is just as quick and easy as installation.

Selection Information: dimensions in inches (millimeters)



Catalog Number	Feeder Conductor Size (mm-)	Max. Bolt Dimensions		Max. Lug Dimensions Total Length	Barrel Length	Cap length (Nominal)	Std. Pack
		Width	Length				
		A	B	C	D		
GelCap 1*	#16-#10 AWG (1.5-5)	.375 (10)	.500 (13)	1.00 (25)	0.5 (13)	2.8 (71)	5
GelCap 2	#8-#2 AWG (8-35)	.625 (16)	1.00 (25)	2.00 (51)	1.0 (25)	3.5 (89)	5
GelCap 3	#2-#4/0 AWG (35-105)	.850 (22)	1.30 (33)	3.00 (76)	1.5 (38)	6.0 (152)	5
GelCap 4	250-500 kcmil (125-250)	1.100 (28)	1.85 (47)	5.00 (127)	2.0 (51)	8.0 (203)	5

* For wire sizes #16 – #10, the unique design of the GelCap 1 splice kit saves space by allowing all three phase connections to be installed in one cover. Note: GelCap 1 kit contains one GelCap cover only. For GelCap splice kits sizes 2-4, one cap per phase is provided.

Product Performance

Testing	Test Conditions
Chemical Resistance	ASTM D543, Sulfuric acid, Sodium hydroxide and motor oil
Ozone Resistance	ASTM D1149, 168 hours @40°C, 50pphm
Accelerated Aging	ASTM D2671
Abrasion Resistance	2040 gm wt., 4000 cycles, 2% max thickness loss

Ordering Information

- Selection based on typical dimensions of low-voltage insulated cables.
- Kits do not contain connectors.
- Related test report: EDR-5435.
- ANSI C119.1
For connector information refer to the Connectors and Terminals section of this catalog.

Silicone gel is high dielectric insulation and provides constant pressure on cable and connector to provide waterseal. PowerGel sealant is specially formulated for high temperature environments.

Snap-lock feature provides quick installation and removal.

