

WhisperControl

Specification Submittal Data

FV-WCCS1-W (White)

FV-WCCS1-A (Light Almond)

Condensation Sensor Plus – Fan Only

- Combination humidity and temperature sensor anticipates dew point, automatically turning the fan on.
- Adjustable Minutes Per Hour fan timer (0-60 mins) for compliance with ASHRAE 62.2.
- Moisture Sensitivity Selector allows fine tuning for dry or moist environments.
- Automatic Fan Control - 30 minute countdown timer initiates after moisture returns to normal levels.
- Manual Fan Control - 20 minute countdown timer initiates once fan is turned on.
- Blue LED indicates when the fan is on.
- Commercial Grade - 8 Amp max load, 2 year limited warranty*.
- For indoor use. Includes matching wall plate.
- May be used to comply with ASHRAE 62.2, LEED, ENERGY STAR® 3.0 and CALGreen.



Product Specifications	
Ground	Grounding
Feature	Blue LED When On
Amperage	15
Maximum Fan Load	8 Amps
Voltage	120 Volts
Dry Contact Switching	24 Volt AC Input/Output
Terminations	6" Leads
Connections (Copper Wire Connections)	Use #14 or #12
Max Fluorescent Light Load	N/A
Standards and Classifications	UL/CSA Listed
Warranty	2 Year Limited

Timer and Sensor Settings: Minutes Per Hour (MPH) fan timer (left) and Moisture Sensitivity Selector (right), hidden behind a removable cover.

Minutes Per Hour (MPH) Fan Timer: Runs fan for a selected amount of time every hour, (0-60 mins.) for compliance with ASHRAE 62.2. For example, set to "0", the MPH timer will never turn on. Set to "10", the MPH timer will turn the fan on 10 minutes every hour. Set to "60", the MPH timer will run the fan all the time. The MPH fan timer will also credit any manual use time to the next hours operation (up to 3 hours ahead).

Moisture Sensitivity Selector: Adjusts the unit's sensitivity based on regional climate, size of bathroom and preferred dryness level. Choose from High, Average or Low sensitivity.

Fan ON/OFF: Turns 20-minute countdown timer ON and OFF (can be used to temporarily override the Condensation Sensor Plus).

High Sensitivity - Most sensitive setting, for dryer climates and/or larger rooms.

Average Sensitivity Sensitivity - Condensation Sensor Plus comes factory set to this most common setting.

Low Sensitivity - Least sensitive setting, used in hotter and more humid climates.

* One year additional fan warranty available when a Panasonic WhisperCeiling/Lite, WhisperValue or WhisperFit/Lite fan is controlled by the Panasonic Condensation Sensor Plus.

FV-WCCS2-W (White)

FV-WCCS2-A (Light Almond)

Condensation Sensor Plus – Fan/Light

- Combination humidity and temperature sensor anticipates dew point, automatically turning the fan on.
- Adjustable Minutes Per Hour fan timer (0-60 mins) for compliance with ASHRAE 62.2.
- Moisture Sensitivity Selector allows fine tuning for dry or moist environments.
- Automatic Fan Control - 30 minute countdown timer initiates after moisture returns to normal levels.
- Manual On/Off Fan Control - 20 minute countdown timer initiates once fan is turned on.
- Manual On/Off Light control.
- Blue LED indicates when the fan is on.
- Commercial Grade - 8 Amp max load, 2 year limited warranty*.
- For indoor use. Includes matching wall plate.
- May be used to comply with ASHRAE 62.2, LEED, ENERGY STAR® 3.0 and CALGreen.



Product Specifications	
Ground	Grounding
Feature	Blue LED When On
Amperage	15
Maximum Fan Load	8 Amps
Voltage	120 Volts
Dry Contact Switching	24 Volt AC Input/Output
Terminations	6" Leads
Connections (Copper Wire Connections)	Use #14 or #12
Max Fluorescent Light Load	400 Watt
Standards and Classifications	UL/CSA Listed
Warranty	2 Year Limited

Timer and Sensor Settings: Minutes Per Hour (MPH) fan timer (left) and Moisture Sensitivity Selector (right), hidden behind a removable cover.

Minutes Per Hour (MPH) Fan Timer: Runs fan for a selected amount of time every hour, (0-60 mins.) for compliance with ASHRAE 62.2. For example, set to "0", the MPH timer will never turn on. Set to "10", the MPH timer will turn the fan on 10 minutes every hour. Set to "60", the MPH timer will run the fan all the time. The MPH fan timer will also credit any manual use time to the next hours operation (up to 3 hours ahead).

Moisture Sensitivity Selector: Adjusts the unit's sensitivity based on regional climate, size of bathroom and preferred dryness level. Choose from High, Average or Low sensitivity.

Fan ON/OFF: Turns 20-minute countdown timer ON and OFF (can be used to temporarily override the Condensation Sensor Plus).

High Sensitivity - Most sensitive setting, for dryer climates and/or larger rooms.

Average Sensitivity Sensitivity - Condensation Sensor Plus comes factory set to this most common setting.

Low Sensitivity - Least sensitive setting, used in hotter and more humid climates.

* One year additional fan warranty available when a Panasonic WhisperCeiling/Lite, WhisperValue or WhisperFit/Lite fan is controlled by the Panasonic Condensation Sensor Plus.

For complete Installation Instructions visit

us.panasonic.com/ventfans

Panasonic Eco Solutions North America
Eco Products Division
Two Riverfront Plaza
Newark, NJ 07102

us.panasonic.com/ventfans



FV-WCD01-W (White)

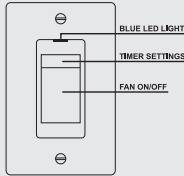
FV-WCD01-A (Light Almond)

Preset Countdown and Hourly Timer – Fan Only

- Preset for 5-15-30-45 or 60 minute intervals.
- Adjustable Minutes Per Hour fan timer (0-60 mins) for compliance with ASHRAE 62.2.
- Manual On/Off Fan Control.
- Blue LED indicates when the fan is on.
- Commercial Grade, 8 Amp max load, 2 year limited warranty.
- For indoor use. Includes matching wall plate.
- May be used to comply with ASHRAE 62.2, LEED AND ENERGY STAR® 3.0.



Product Specifications	
Ground	Grounding
Feature	Blue LED When On
Amperage	8 Amp
Voltage	120 Volt
HP Rating	1HP-120V
Termination	6" Leads
Standards & Certifications	UL/CSA Listed
Warranty	2 Year Limited



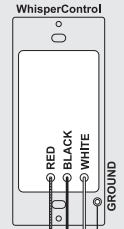
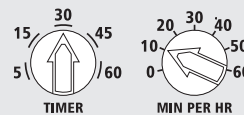
On/Off
FV-WCD01-W (White) / FV-WCD01-A (Light Almond)

Timer Settings: Countdown timer (left) and Minutes Per Hour (MPH) fan timer (right), hidden behind a removable cover.

Minutes Per Hour (MPH) Fan Timer:

Runs fan for a selected amount of time every hour, (0-60 mins) for compliance with ASHRAE 62.2. For example, set to "0", the MPH timer will never turn on. Set to "10", the MPH timer will turn the fan on 10 minutes every hour. Set to "60", the MPH timer will run the fan all the time. The MPH fan timer will also credit any manual use time to the next hours operation (up to 3 hours ahead).

Fan ON/OFF: Turns countdown timer ON and OFF (can be used to temporarily override the MPH Timer.)



FV-WCD02-W (White)

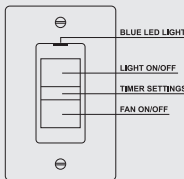
FV-WCD02-A (Light Almond)

Preset Countdown and Hourly Timer - Fan/Light

- Preset for 5-15-30-45 or 60 minute intervals.
- Adjustable Minutes Per Hour fan timer (0-60 mins) for compliance with ASHRAE 62.2.
- Manual On/Off Fan Control.
- Manual On/Off Light Control.
- Blue LED indicates when the fan is on.
- Commercial Grade, 8 Amp max load, 2 year limited warranty.
- For indoor use. Includes matching wall plate.
- May be used to comply with ASHRAE 62.2, LEED AND ENERGY STAR® 3.0.



Product Specifications	
Ground	Grounding
Feature	Blue LED When On
Amperage	8 Amp
Voltage	120 Volt
HP Rating	1HP-120V
Termination	6" Leads
Standards & Certifications	UL/CSA Listed
Warranty	2 Year Limited



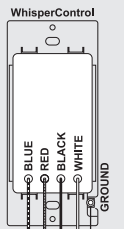
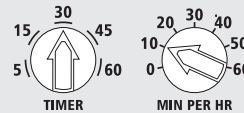
On/Off
FV-WCD02-W (White) / FV-WCD02-A (Light Almond)

Timer Settings: Countdown timer (left) and Minutes Per Hour (MPH) fan timer (right), hidden behind a removable cover.

Minutes Per Hour (MPH) Fan Timer:

Runs fan for a selected amount of time every hour, (0-60 mins) for compliance with ASHRAE 62.2. For example, set to "0", the MPH timer will never turn on. Set to "10", the MPH timer will turn the fan on 10 minutes every hour. Set to "60", the MPH timer will run the fan all the time. The MPH fan timer will also credit any manual use time to the next hours operation (up to 3 hours ahead).

Fan ON/OFF: Turns countdown timer ON and OFF (can be used to temporarily override the MPH Timer.)



For complete Installation Instructions visit
us.panasonic.com/ventfans

Model	Quantity	Comments	Project:
			Location:
			Architect:
			Engineer:
			Contractor:
			Submitted by:
			Date:

WhisperControl

Specification Submittal Data

FV-WCCS1-W (White)

FV-WCCS1-A (Light Almond)

Condensation Sensor Plus – Fan Only

- Combination humidity and temperature sensor anticipates dew point, automatically turning the fan on.
- Adjustable Minutes Per Hour fan timer (0-60 mins) for compliance with ASHRAE 62.2.
- Moisture Sensitivity Selector allows fine tuning for dry or moist environments.
- Automatic Fan Control - 30 minute countdown timer initiates after moisture returns to normal levels.
- Manual Fan Control - 20 minute countdown timer initiates once fan is turned on.
- Blue LED indicates when the fan is on.
- Commercial Grade - 8 Amp max load, 2 year limited warranty*.
- For indoor use. Includes matching wall plate.
- May be used to comply with ASHRAE 62.2, LEED, ENERGY STAR® 3.0 and CALGreen.



Product Specifications	
Ground	Grounding
Feature	Blue LED When On
Amperage	15
Maximum Fan Load	8 Amps
Voltage	120 Volts
Dry Contact Switching	24 Volt AC Input/Output
Terminations	6" Leads
Connections (Copper Wire Connections)	Use #14 or #12
Max Fluorescent Light Load	N/A
Standards and Classifications	UL/CSA Listed
Warranty	2 Year Limited

On/Off
FV-WCCS1-W (White)
FV-WCCS1-A (Light Almond)

Moisture Sensitivity Selector: Adjusts the unit's sensitivity based on regional climate, size of bathroom and preferred dryness level. Choose from High, Average or Low sensitivity.

Fan ON/OFF: Turns 20-minute countdown timer ON and OFF (can be used to temporarily override the Condensation Sensor Plus).

Timer and Sensor Settings: Minutes Per Hour (MPH) fan timer (left) and Moisture Sensitivity Selector (right), hidden behind a removable cover.

Minutes Per Hour (MPH) Fan Timer: Runs fan for a selected amount of time every hour, (0-60 mins.) for compliance with ASHRAE 62.2. For example, set to "0", the MPH timer will never turn on. Set to "10", the MPH timer will turn the fan on 10 minutes every hour. Set to "60", the MPH timer will run the fan all the time. The MPH fan timer will also credit any manual use time to the next hours operation (up to 3 hours ahead).

High Sensitivity - Most sensitive setting, for dryer climates and/or larger rooms.

Average Sensitivity Sensitivity - Condensation Sensor Plus comes factory set to this most common setting.

Low Sensitivity - Least sensitive setting, used in hotter and more humid climates.

* One year additional fan warranty available when a Panasonic WhisperCeiling/Lite, WhisperValue or WhisperFit/Lite fan is controlled by the Panasonic Condensation Sensor Plus.

FV-WCCS2-W (White)

FV-WCCS2-A (Light Almond)

Condensation Sensor Plus – Fan/Light

- Combination humidity and temperature sensor anticipates dew point, automatically turning the fan on.
- Adjustable Minutes Per Hour fan timer (0-60 mins) for compliance with ASHRAE 62.2.
- Moisture Sensitivity Selector allows fine tuning for dry or moist environments.
- Automatic Fan Control - 30 minute countdown timer initiates after moisture returns to normal levels.
- Manual On/Off Fan Control - 20 minute countdown timer initiates once fan is turned on.
- Manual On/Off Light control.
- Blue LED indicates when the fan is on.
- Commercial Grade - 8 Amp max load, 2 year limited warranty*.
- For indoor use. Includes matching wall plate.
- May be used to comply with ASHRAE 62.2, LEED, ENERGY STAR® 3.0 and CALGreen.



Product Specifications	
Ground	Grounding
Feature	Blue LED When On
Amperage	15
Maximum Fan Load	8 Amps
Voltage	120 Volts
Dry Contact Switching	24 Volt AC Input/Output
Terminations	6" Leads
Connections (Copper Wire Connections)	Use #14 or #12
Max Fluorescent Light Load	400 Watt
Standards and Classifications	UL/CSA Listed
Warranty	2 Year Limited

On/Off
FV-WCCS2-W (White)
FV-WCCS2-A (Light Almond)

Moisture Sensitivity Selector: Adjusts the unit's sensitivity based on regional climate, size of bathroom and preferred dryness level. Choose from High, Average or Low sensitivity.

Fan ON/OFF: Turns 20-minute countdown timer ON and OFF (can be used to temporarily override the Condensation Sensor Plus).

Timer and Sensor Settings: Minutes Per Hour (MPH) fan timer (left) and Moisture Sensitivity Selector (right), hidden behind a removable cover.

Minutes Per Hour (MPH) Fan Timer: Runs fan for a selected amount of time every hour, (0-60 mins.) for compliance with ASHRAE 62.2. For example, set to "0", the MPH timer will never turn on. Set to "10", the MPH timer will turn the fan on 10 minutes every hour. Set to "60", the MPH timer will run the fan all the time. The MPH fan timer will also credit any manual use time to the next hours operation (up to 3 hours ahead).

High Sensitivity - Most sensitive setting, for dryer climates and/or larger rooms.

Average Sensitivity Sensitivity - Condensation Sensor Plus comes factory set to this most common setting.

Low Sensitivity - Least sensitive setting, used in hotter and more humid climates.

* One year additional fan warranty available when a Panasonic WhisperCeiling/Lite, WhisperValue or WhisperFit/Lite fan is controlled by the Panasonic Condensation Sensor Plus.

For complete Installation Instructions visit

us.panasonic.com/ventfans

Panasonic Eco Solutions North America
Eco Products Division
Two Riverfront Plaza
Newark, NJ 07102

us.panasonic.com/ventfans



Panasonic

FV-WCD01-W (White)

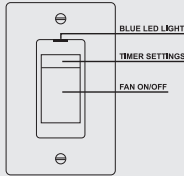
FV-WCD01-A (Light Almond)

Preset Countdown and Hourly Timer – Fan Only

- Preset for 5-15-30-45 or 60 minute intervals.
- Adjustable Minutes Per Hour fan timer (0-60 mins) for compliance with ASHRAE 62.2.
- Manual On/Off Fan Control.
- Blue LED indicates when the fan is on.
- Commercial Grade, 8 Amp max load, 2 year limited warranty.
- For indoor use. Includes matching wall plate.
- May be used to comply with ASHRAE 62.2, LEED AND ENERGY STAR® 3.0.



Product Specifications	
Ground	Grounding
Feature	Blue LED When On
Amperage	8 Amp
Voltage	120 Volt
HP Rating	1HP-120V
Termination	6" Leads
Standards & Certifications	UL/CSA Listed
Warranty	2 Year Limited



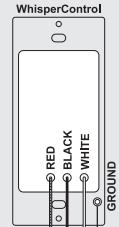
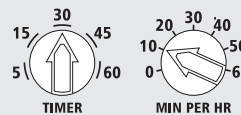
On/Off
FV-WCD01-W (White) / FV-WCD01-A (Light Almond)

Timer Settings: Countdown timer (left) and Minutes Per Hour (MPH) fan timer (right), hidden behind a removable cover.

Minutes Per Hour (MPH) Fan Timer:

Runs fan for a selected amount of time every hour, (0-60 mins) for compliance with ASHRAE 62.2. For example, set to "0", the MPH timer will never turn on. Set to "10", the MPH timer will turn the fan on 10 minutes every hour. Set to "60", the MPH timer will run the fan all the time. The MPH fan timer will also credit any manual use time to the next hours operation (up to 3 hours ahead).

Fan ON/OFF: Turns countdown timer ON and OFF (can be used to temporarily override the MPH Timer.)



FV-WCD02-W (White)

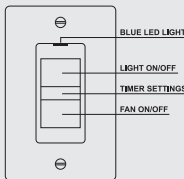
FV-WCD02-A (Light Almond)

Preset Countdown and Hourly Timer - Fan/Light

- Preset for 5-15-30-45 or 60 minute intervals.
- Adjustable Minutes Per Hour fan timer (0-60 mins) for compliance with ASHRAE 62.2.
- Manual On/Off Fan Control.
- Manual On/Off Light Control.
- Blue LED indicates when the fan is on.
- Commercial Grade, 8 Amp max load, 2 year limited warranty.
- For indoor use. Includes matching wall plate.
- May be used to comply with ASHRAE 62.2, LEED AND ENERGY STAR® 3.0.



Product Specifications	
Ground	Grounding
Feature	Blue LED When On
Amperage	8 Amp
Voltage	120 Volt
HP Rating	1HP-120V
Termination	6" Leads
Standards & Certifications	UL/CSA Listed
Warranty	2 Year Limited



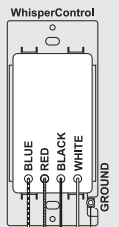
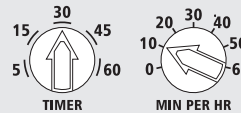
On/Off
FV-WCD02-W (White) / FV-WCD02-A (Light Almond)

Timer Settings: Countdown timer (left) and Minutes Per Hour (MPH) fan timer (right), hidden behind a removable cover.

Minutes Per Hour (MPH) Fan Timer:

Runs fan for a selected amount of time every hour, (0-60 mins) for compliance with ASHRAE 62.2. For example, set to "0", the MPH timer will never turn on. Set to "10", the MPH timer will turn the fan on 10 minutes every hour. Set to "60", the MPH timer will run the fan all the time. The MPH fan timer will also credit any manual use time to the next hours operation (up to 3 hours ahead).

Fan ON/OFF: Turns countdown timer ON and OFF (can be used to temporarily override the MPH Timer.)



For complete Installation Instructions visit
us.panasonic.com/ventfans

Model	Quantity	Comments	Project:
			Location:
			Architect:
			Engineer:
			Contractor:
			Submitted by:
			Date: