

Axial Lead and Cartridge Fuses

Midget

250 Vac / 125 Vdc Slow-Blo Type Fuse FLM Series

PS UL SP QPL

ELECTRICAL CHARACTERISTICS:

% of Ampere Rating	Ampere Rating	Opening Time
135%	1/10-30	1 hour, Maximum
	32/10-30	12 seconds, Minimum
200%	0-3	5 seconds, Minimum

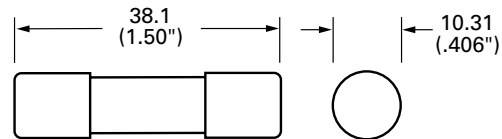
VOLTAGE RATINGS: 250 Vac
125 Vdc self-certified @ 10 kA

INTERRUPTING RATING: 10,000 amperes at 250 Vac

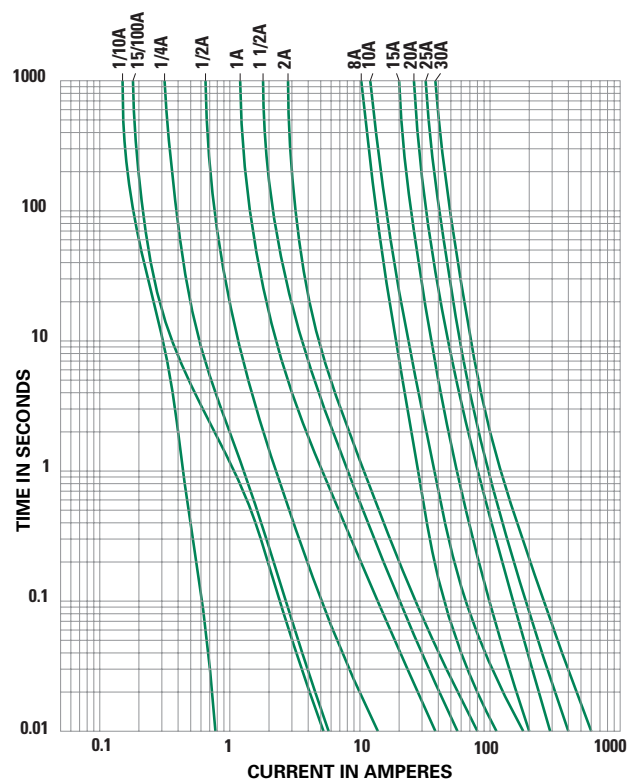
AGENCY APPROVALS: UL Listed (File:E10480)
CSA Certified (029862_0_000)

ORDERING INFORMATION:

Cartridge Catalog Number	Ampere Rating	AC Voltage Rating	Nominal Resistance Cold Ohms
FLM 1/10	.100	250	188.0
FLM 15/100	.150	250	87.0
FLM 2/10	.200	250	35.109
FLM 1/4	.250	250	16.82
FLM 3/10	.300	250	6.739
FLM 4/10	.400	250	5.413
FLM 1/2	.500	250	3.79
FLM 6/10	.600	250	2.05
FLM 8/10	.800	250	1.024
FLM 1	1	250	1.024
FLM 1 1/8	1.125	250	.6231
FLM 1 1/4	1.25	250	.6231
FLM 1 4/10	1.4	250	.395
FLM 1 1/2	1.5	250	.339
FLM 1 6/10	1.6	250	.286
FLM 1 8/10	1.8	250	.253
FLM 2	2	250	.2191
FLM 2 1/4	2.25	250	.184
FLM 2 1/2	2.5	250	.162
FLM 2 8/10	2.8	250	.125
FLM 3	3	250	.102
FLM 3 1/10	3.2	250	.0904
FLM 3 1/2	3.5	250	.0735
FLM 4	4	250	.0400
FLM 4 1/2	4.5	250	.0561
FLM 5	5	250	.0413
FLM 5 6/10	5.6	250	.0326
FLM 6	6	250	.0280
FLM 6 1/4	6.25	250	.0277
FLM 7	7	250	.02133
FLM 8	8	250	.01247
FLM 9	9	250	.01066
FLM 10	10	250	.00903
FLM 12	12	250	.00698
FLM 15	15	250	.00530
FLM 20	20	250	.00385
FLM 25	25	250	.00275
FLM 30	30	250	.00226



Average Time Current Curves



Axial Lead and Cartridge Fuses

Midget

250 Vac / 125 Vdc Slow-Blo Type Fuse FLM Series

PS UL SP QPL

ELECTRICAL CHARACTERISTICS:

% of Ampere Rating	Ampere Rating	Opening Time
135%	1/10-30	1 hour, Maximum
	32/10-30	12 seconds, Minimum
200%	0-3	5 seconds, Minimum

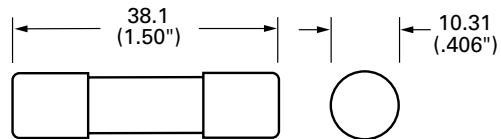
VOLTAGE RATINGS: 250 Vac
125 Vdc self-certified @ 10 kA

INTERRUPTING RATING: 10,000 amperes at 250 Vac

AGENCY APPROVALS: UL Listed (File:E10480)
CSA Certified (029862_0_000)

ORDERING INFORMATION:

Cartridge Catalog Number	Ampere Rating	AC Voltage Rating	Nominal Resistance Cold Ohms
FLM 1/10	.100	250	188.0
FLM 15/100	.150	250	87.0
FLM 2/10	.200	250	35.109
FLM 1/4	.250	250	16.82
FLM 3/10	.300	250	6.739
FLM 4/10	.400	250	5.413
FLM 1/2	.500	250	3.79
FLM 6/10	.600	250	2.05
FLM 8/10	.800	250	1.024
FLM 1	1	250	1.024
FLM 1 1/8	1.125	250	.6231
FLM 1 1/4	1.25	250	.6231
FLM 1 4/10	1.4	250	.395
FLM 1 1/2	1.5	250	.339
FLM 1 6/10	1.6	250	.286
FLM 1 8/10	1.8	250	.253
FLM 2	2	250	.2191
FLM 2 1/4	2.25	250	.184
FLM 2 1/2	2.5	250	.162
FLM 2 8/10	2.8	250	.125
FLM 3	3	250	.102
FLM 3 3/10	3.2	250	.0904
FLM 3 1/2	3.5	250	.0735
FLM 4	4	250	.0400
FLM 4 1/2	4.5	250	.0561
FLM 5	5	250	.0413
FLM 5 6/10	5.6	250	.0326
FLM 6	6	250	.0280
FLM 6 1/4	6.25	250	.0277
FLM 7	7	250	.02133
FLM 8	8	250	.01247
FLM 9	9	250	.01066
FLM 10	10	250	.00903
FLM 12	12	250	.00698
FLM 15	15	250	.00530
FLM 20	20	250	.00385
FLM 25	25	250	.00275
FLM 30	30	250	.00226



Average Time Current Curves

