

Pan Box for 1/2" and 5/8" Drywall

Supports Fans, Fixtures up to 70 lbs.




FBS405
Steel Fan/Fixture
Box with Bright,
Clean Finish

Turn power off before beginning electrical installation.

Install FBS405 on joist using shipped-in-place screw near center of box.




Remove these parked-in-place screws. Use them to mount bracket.



Mount the fan/fixture bracket into the drilled holes.

Mount fan or fixture per manufacturer's instructions.



Protective plastic tips


FBS405 ships with mud cover in place

Installation screws ship parked in place until used

Installed NM cable connector

6.0 cubic inch volume

Green ground screw



Steel FAN/FIXTURE BOX w/ Bright, Clean Finish

Catalog #	UPC/DCI/NAED Mfg. #01 8997	Ceiling Thickness	Unit Pkg	Std Pkg
FBS405	76185	1/2" and 5/8"	25	25
6.0 cubic inch volume				



Arlington

1 Stauffer Industrial Park
Scranton, PA 18517
800/233.4717
Fax 570/562.0646
www.aifittings.com

©2003 Arlington Industries, Inc.

Distributed by

**Mounts directly to joist
for a secure UL/CSA Listed
Installation!**