

**Miniature Circuit Breakers FAZ-NA**  
15 kA IEC; 10 kA UL/CSA, Characteristic C

SG11805



Rated current I <sub>n</sub> (A)	Type Designation	Article No.	Units per package
<b>1-pole</b>			
0.5	FAZ-C0,5/1-NA	102077	2 / 80
1	FAZ-C1/1-NA	102078	2 / 80
1.5	FAZ-C1,5/1-NA	102079	2 / 80
2	FAZ-C2/1-NA	102080	2 / 80
3	FAZ-C3/1-NA	102081	2 / 80
4	FAZ-C4/1-NA	102082	2 / 80
5	FAZ-C5/1-NA	102083	2 / 80
6	FAZ-C6/1-NA	102084	2 / 80
7	FAZ-C7/1-NA	102085	2 / 80
8	FAZ-C8/1-NA	102086	2 / 80
10	FAZ-C10/1-NA	102087	2 / 80
13	FAZ-C13/1-NA	102088	2 / 80
15	FAZ-C15/1-NA	102089	2 / 80
16	FAZ-C16/1-NA	102090	2 / 80
20	FAZ-C20/1-NA	102091	2 / 80
25	FAZ-C25/1-NA	102092	2 / 80
30	FAZ-C30/1-NA	102093	2 / 80
32	FAZ-C32/1-NA	102094	2 / 80
35	FAZ-C35/1-NA	102095	2 / 80
40	FAZ-C40/1-NA	102096	2 / 80

SG12105



<b>2-pole</b>			
0.5	FAZ-C0,5/2-NA	102157	1 / 40
1	FAZ-C1/2-NA	102158	1 / 40
1.5	FAZ-C1,5/2-NA	102159	1 / 40
2	FAZ-C2/2-NA	102160	1 / 40
3	FAZ-C3/2-NA	102161	1 / 40
4	FAZ-C4/2-NA	102162	1 / 40
5	FAZ-C5/2-NA	102163	1 / 40
6	FAZ-C6/2-NA	102164	1 / 40
7	FAZ-C7/2-NA	102165	1 / 40
8	FAZ-C8/2-NA	102166	1 / 40
10	FAZ-C10/2-NA	102167	1 / 40
13	FAZ-C13/2-NA	102168	1 / 40
15	FAZ-C15/2-NA	102169	1 / 40
16	FAZ-C16/2-NA	102170	1 / 40
20	FAZ-C20/2-NA	102171	1 / 40
25	FAZ-C25/2-NA	102172	1 / 40
30	FAZ-C30/2-NA	102173	1 / 40
32	FAZ-C32/2-NA	102174	1 / 40
35	FAZ-C35/2-NA	102175	1 / 40
40	FAZ-C40/2-NA	102176	1 / 40

SG12205



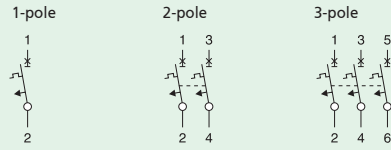
<b>3-pole</b>			
0.5	FAZ-C0,5/3-NA	102237	1 / 28
1	FAZ-C1/3-NA	102238	1 / 28
1.5	FAZ-C1,5/3-NA	102239	1 / 28
2	FAZ-C2/3-NA	102240	1 / 28
3	FAZ-C3/3-NA	102241	1 / 28
4	FAZ-C4/3-NA	102242	1 / 28
5	FAZ-C5/3-NA	102243	1 / 28
6	FAZ-C6/3-NA	102244	1 / 28
7	FAZ-C7/3-NA	102245	1 / 28
8	FAZ-C8/3-NA	102246	1 / 28
10	FAZ-C10/3-NA	102247	1 / 28
13	FAZ-C13/3-NA	102248	1 / 28
15	FAZ-C15/3-NA	102249	1 / 28
16	FAZ-C16/3-NA	102250	1 / 28
20	FAZ-C20/3-NA	102251	1 / 28
25	FAZ-C25/3-NA	102252	1 / 28
30	FAZ-C30/3-NA	102253	1 / 28
32	FAZ-C32/3-NA	102254	1 / 28
35	FAZ-C35/3-NA	102255	1 / 28
40	FAZ-C40/3-NA	102256	1 / 28

## Miniature Circuit Breakers FAZ-NA, FAZ-RT

### Accessories:

Tripping signal switch for subsequent installation	Z-NHK
Shunt trip release	FAZ-XAA-NA
Busbar-System	Z-SV/UL-16/

### Connection diagrams



### Technical Data

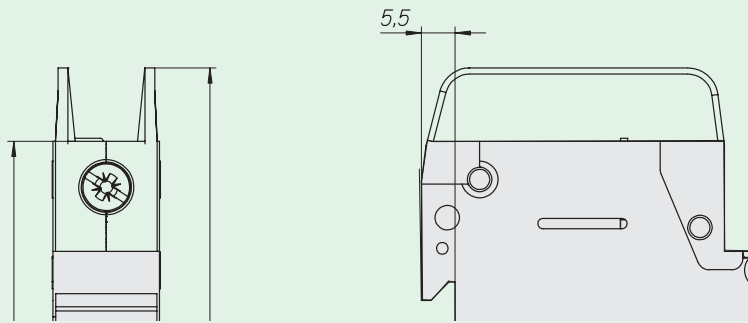
#### Electrical

Design according to	UL 489, CSA C22.2 No.5, IEC 60947-2
Rated voltage	UL/CSA 0.5 - 25 A 277/480Y VAC UL/CSA 32 - 40 A 240 VAC UL/CSA (per pole) 48 VDC IEC 240/415 VAC
Rated frequency	50/60 Hz
Rated breaking capacity	UL/CSA 10 kA IEC 15 kA
Characteristic	C, D
Endurance	≥ 20,000 operations
Line voltage connection	optional suitable for reverse feed

#### Mechanical

Frame size	45 mm
Device height	105 mm
Device width	17.7 mm per pole
Mounting	quick fastening with 2 lock-in positions on IEC/EN 60715
Upper and lower terminals	open mouth/lift terminals
Terminal capacity	1 Wire AWG 18-6 2 Wires AWG 18-10
Terminal fastening torque	AWG 18-21: 21 lb-in AWG 10-8: 25 lb-in AWG 6: 36 lb-in
Mounting	independent of position
Calibration temperature	UL 489, CSA C22.2 No.5 40°C IEC 60947-2 30°C

### Dimensions (mm)



### Power loss at $I_n$

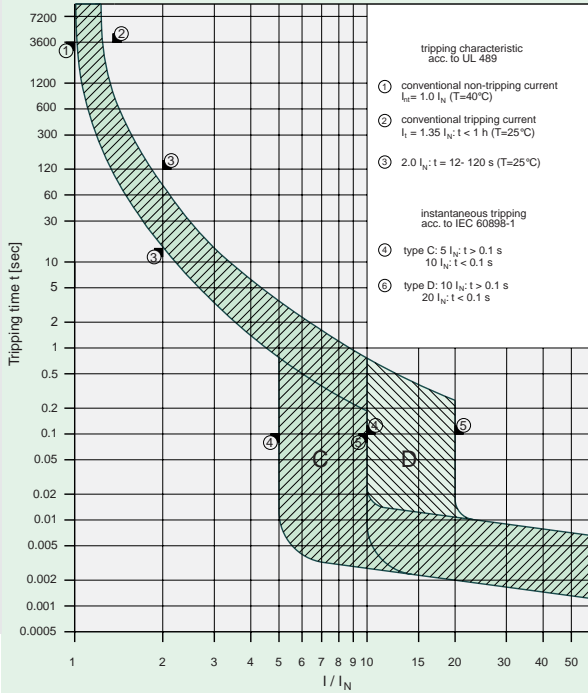
#### Characteristic C

$I_n$ [A]	1p	2p	3p
	P [W]	P [W]	P [W]
0.5	1.6	3.2	4.7
1	1.1	2.2	3.4
1.5	1.3	2.6	3.9
2	1.4	2.8	4.3
3	1.2	2.4	3.6
4	1.4	2.9	4.3
5	1.9	3.7	5.6
6	1.2	2.3	3.5
7	1.4	2.8	4.3
8	1.4	2.8	4.2
10	1.8	3.6	5.3
13	2.4	4.7	7.1
15	1.9	3.8	5.6
16	2.1	4.3	6.4
20	2.9	5.8	8.7
25	3.1	6.2	9.3
30	3.0	6.0	9.0
32	3.4	6.8	10.2
35	3.7	7.4	11.0
40	4.0	8.1	12.1

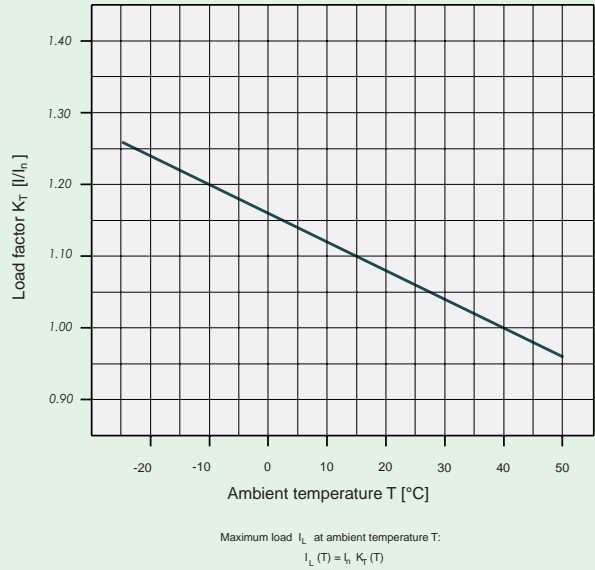
#### Characteristic D

$I_n$ [A]	1p	2p	3p
	P [W]	P [W]	P [W]
0.5	1.6	3.2	4.8
1	0.8	1.5	2.3
1.5	1.0	2.1	3.1
2	1.0	2.1	3.1
3	1.2	2.4	3.6
4	1.4	2.9	4.3
5	1.5	2.9	4.4
6	1.2	2.3	3.5
7	1.4	2.8	4.3
8	1.2	2.4	3.7
10	1.5	3.0	4.5
13	2.0	4.1	6.1
15	1.5	3.1	4.6
16	1.7	3.5	5.2
20	1.8	3.7	5.5
25	2.6	5.1	7.7
30	2.7	5.4	8.1
32	3.1	6.2	9.3
35	3.8	7.6	11.3
40	3.9	7.8	11.6

### Tripping Characteristics

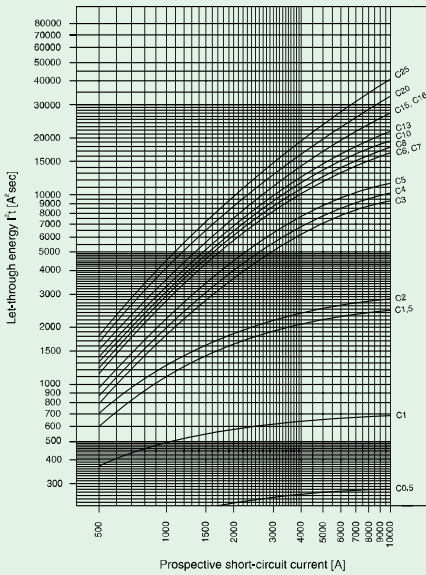


### Influence of ambient temperature T on load carrying capacity

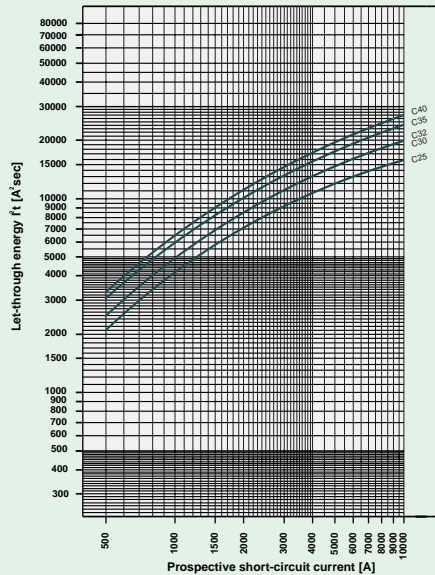


### Let-through Energy

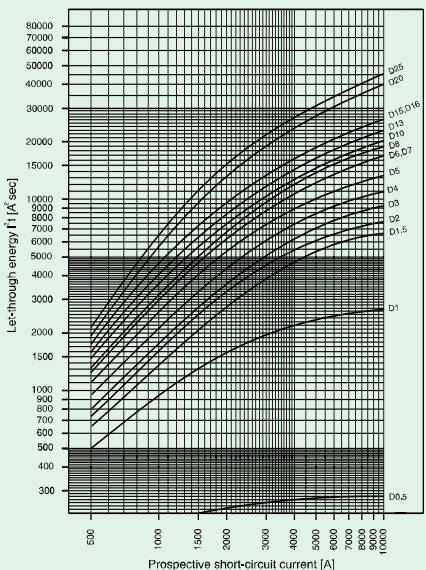
Characteristic C (0.5-20A), 277V



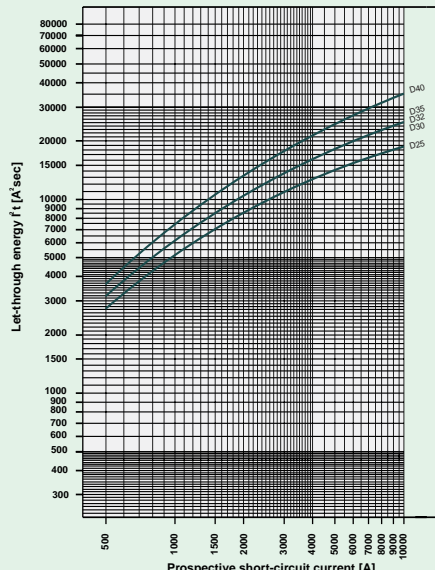
Characteristic C (25-40A), 240V



Characteristic D (0.5-20A), 277V



Characteristic D (25-40A), 240V



For Moeller Electric Sales and Support call [KMparts.com](http://KMparts.com) (866) 595-9616

**Miniature Circuit Breakers FAZ-NA**  
15 kA IEC; 10 kA UL/CSA, Characteristic C

SG11805



Rated current I <sub>n</sub> (A)	Type Designation	Article No.	Units per package
<b>1-pole</b>			
0.5	FAZ-C0,5/1-NA	102077	2 / 80
1	FAZ-C1/1-NA	102078	2 / 80
1.5	FAZ-C1,5/1-NA	102079	2 / 80
2	FAZ-C2/1-NA	102080	2 / 80
3	FAZ-C3/1-NA	102081	2 / 80
4	FAZ-C4/1-NA	102082	2 / 80
5	FAZ-C5/1-NA	102083	2 / 80
6	FAZ-C6/1-NA	102084	2 / 80
7	FAZ-C7/1-NA	102085	2 / 80
8	FAZ-C8/1-NA	102086	2 / 80
10	FAZ-C10/1-NA	102087	2 / 80
13	FAZ-C13/1-NA	102088	2 / 80
15	FAZ-C15/1-NA	102089	2 / 80
16	FAZ-C16/1-NA	102090	2 / 80
20	FAZ-C20/1-NA	102091	2 / 80
25	FAZ-C25/1-NA	102092	2 / 80
30	FAZ-C30/1-NA	102093	2 / 80
32	FAZ-C32/1-NA	102094	2 / 80
35	FAZ-C35/1-NA	102095	2 / 80
40	FAZ-C40/1-NA	102096	2 / 80

SG12105



<b>2-pole</b>			
0.5	FAZ-C0,5/2-NA	102157	1 / 40
1	FAZ-C1/2-NA	102158	1 / 40
1.5	FAZ-C1,5/2-NA	102159	1 / 40
2	FAZ-C2/2-NA	102160	1 / 40
3	FAZ-C3/2-NA	102161	1 / 40
4	FAZ-C4/2-NA	102162	1 / 40
5	FAZ-C5/2-NA	102163	1 / 40
6	FAZ-C6/2-NA	102164	1 / 40
7	FAZ-C7/2-NA	102165	1 / 40
8	FAZ-C8/2-NA	102166	1 / 40
10	FAZ-C10/2-NA	102167	1 / 40
13	FAZ-C13/2-NA	102168	1 / 40
15	FAZ-C15/2-NA	102169	1 / 40
16	FAZ-C16/2-NA	102170	1 / 40
20	FAZ-C20/2-NA	102171	1 / 40
25	FAZ-C25/2-NA	102172	1 / 40
30	FAZ-C30/2-NA	102173	1 / 40
32	FAZ-C32/2-NA	102174	1 / 40
35	FAZ-C35/2-NA	102175	1 / 40
40	FAZ-C40/2-NA	102176	1 / 40

SG12205



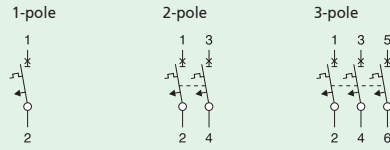
<b>3-pole</b>			
0.5	FAZ-C0,5/3-NA	102237	1 / 28
1	FAZ-C1/3-NA	102238	1 / 28
1.5	FAZ-C1,5/3-NA	102239	1 / 28
2	FAZ-C2/3-NA	102240	1 / 28
3	FAZ-C3/3-NA	102241	1 / 28
4	FAZ-C4/3-NA	102242	1 / 28
5	FAZ-C5/3-NA	102243	1 / 28
6	FAZ-C6/3-NA	102244	1 / 28
7	FAZ-C7/3-NA	102245	1 / 28
8	FAZ-C8/3-NA	102246	1 / 28
10	FAZ-C10/3-NA	102247	1 / 28
13	FAZ-C13/3-NA	102248	1 / 28
15	FAZ-C15/3-NA	102249	1 / 28
16	FAZ-C16/3-NA	102250	1 / 28
20	FAZ-C20/3-NA	102251	1 / 28
25	FAZ-C25/3-NA	102252	1 / 28
30	FAZ-C30/3-NA	102253	1 / 28
32	FAZ-C32/3-NA	102254	1 / 28
35	FAZ-C35/3-NA	102255	1 / 28
40	FAZ-C40/3-NA	102256	1 / 28

## Miniature Circuit Breakers FAZ-NA, FAZ-RT

### Accessories:

Tripping signal switch for subsequent installation	Z-NHK
Shunt trip release	FAZ-XAA-NA
Busbar-System	Z-SV/UL-16/

### Connection diagrams



### Technical Data

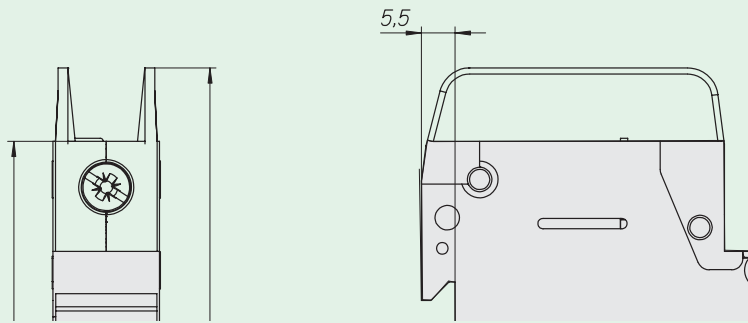
#### Electrical

Design according to	UL 489, CSA C22.2 No.5, IEC 60947-2
Rated voltage	UL/CSA 0.5 - 25 A 277/480Y VAC UL/CSA 32 - 40 A 240 VAC UL/CSA (per pole) 48 VDC IEC 240/415 VAC
Rated frequency	50/60 Hz
Rated breaking capacity	UL/CSA 10 kA IEC 15 kA
Characteristic	C, D
Endurance	≥ 20,000 operations
Line voltage connection	optional suitable for reverse feed

#### Mechanical

Frame size	45 mm
Device height	105 mm
Device width	17.7 mm per pole
Mounting	quick fastening with 2 lock-in positions on IEC/EN 60715
Upper and lower terminals	open mouth/lift terminals
Terminal capacity	1 Wire AWG 18-6 2 Wires AWG 18-10
Terminal fastening torque	AWG 18-21: 21 lb-in AWG 10-8: 25 lb-in AWG 6: 36 lb-in
Mounting	independent of position
Calibration temperature	UL 489, CSA C22.2 No.5 40°C IEC 60947-2 30°C

### Dimensions (mm)



### Power loss at $I_n$

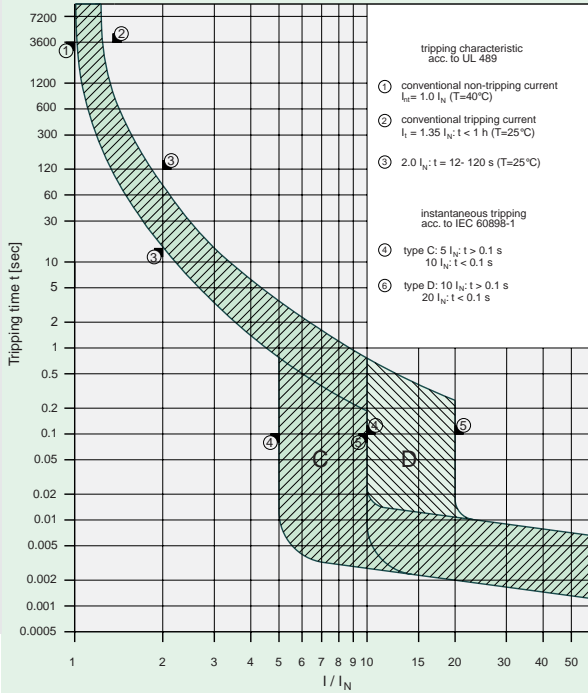
#### Characteristic C

$I_n$ [A]	1p P [W]	2p P [W]	3p P [W]
0.5	1.6	3.2	4.7
1	1.1	2.2	3.4
1.5	1.3	2.6	3.9
2	1.4	2.8	4.3
3	1.2	2.4	3.6
4	1.4	2.9	4.3
5	1.9	3.7	5.6
6	1.2	2.3	3.5
7	1.4	2.8	4.3
8	1.4	2.8	4.2
10	1.8	3.6	5.3
13	2.4	4.7	7.1
15	1.9	3.8	5.6
16	2.1	4.3	6.4
20	2.9	5.8	8.7
25	3.1	6.2	9.3
30	3.0	6.0	9.0
32	3.4	6.8	10.2
35	3.7	7.4	11.0
40	4.0	8.1	12.1

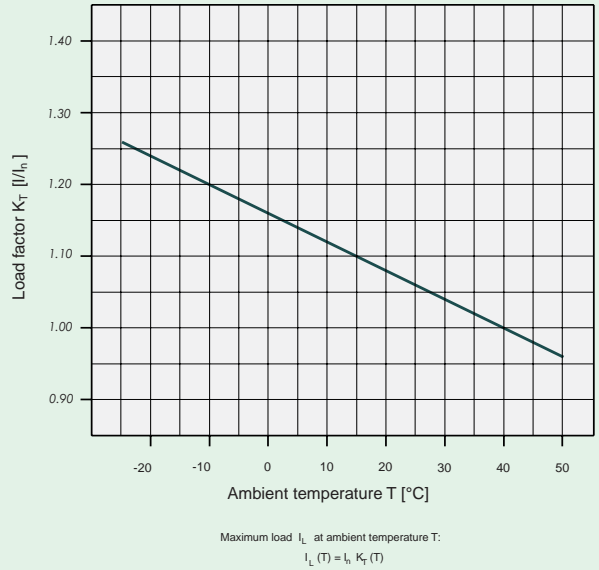
#### Characteristic D

$I_n$ [A]	1p P [W]	2p P [W]	3p P [W]
0.5	1.6	3.2	4.8
1	0.8	1.5	2.3
1.5	1.0	2.1	3.1
2	1.0	2.1	3.1
3	1.2	2.4	3.6
4	1.4	2.9	4.3
5	1.5	2.9	4.4
6	1.2	2.3	3.5
7	1.4	2.8	4.3
8	1.2	2.4	3.7
10	1.5	3.0	4.5
13	2.0	4.1	6.1
15	1.5	3.1	4.6
16	1.7	3.5	5.2
20	1.8	3.7	5.5
25	2.6	5.1	7.7
30	2.7	5.4	8.1
32	3.1	6.2	9.3
35	3.8	7.6	11.3
40	3.9	7.8	11.6

### Tripping Characteristics

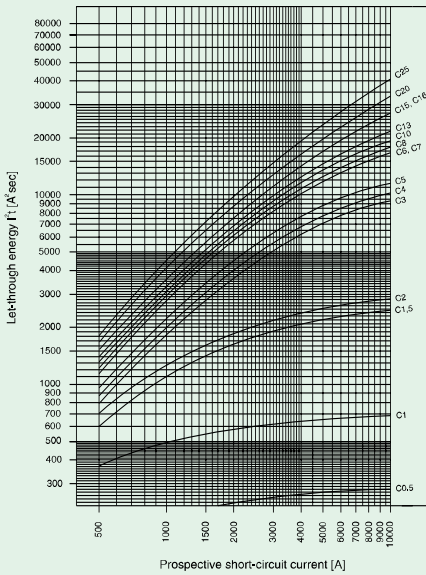


### Influence of ambient temperature T on load carrying capacity

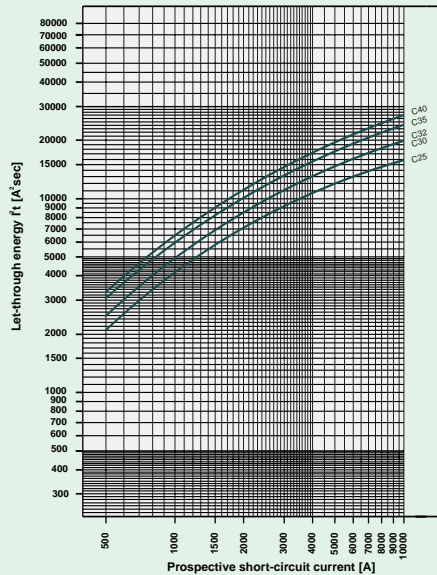


### Let-through Energy

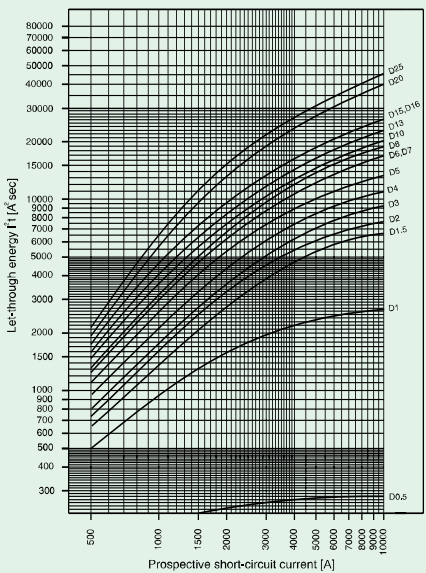
Characteristic C (0.5-20A), 277V



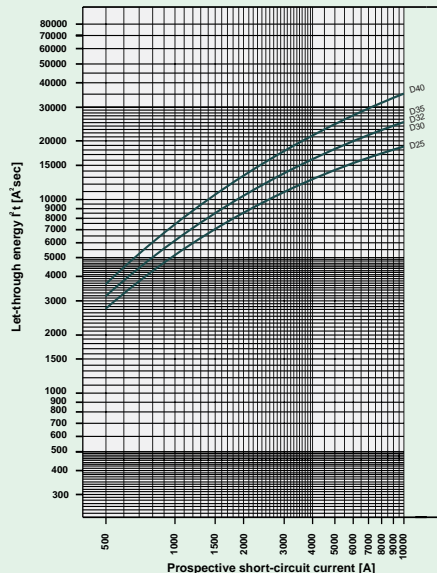
Characteristic C (25-40A), 240V



Characteristic D (0.5-20A), 277V



Characteristic D (25-40A), 240V



For Moeller Electric Sales and Support call [KMparts.com](http://KMparts.com) (866) 595-9616