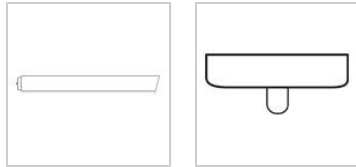




GE
Lighting

13743 - F72T12/CW 15PK

GE Cool White T12



CAUTIONS & WARNINGS

Caution

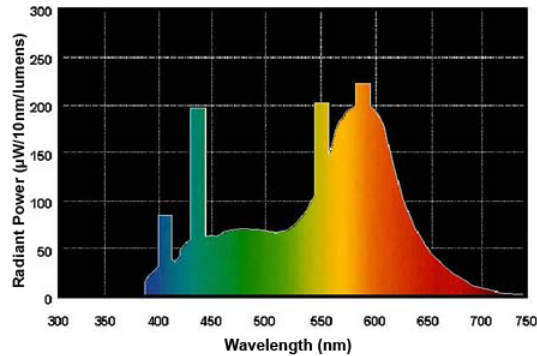
- Lamp may shatter and cause injury if broken
 - Wear safety glasses and gloves when handling lamp.
 - Do not use excessive force when installing lamp.

Warning

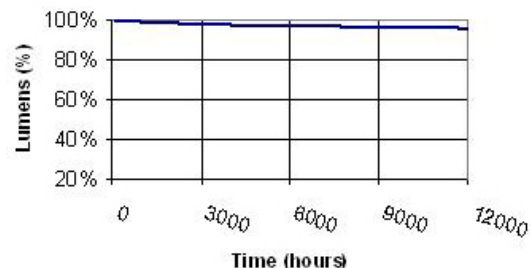
- Risk of Electric Shock
 - Turn power off before inspection, installation or removal.

GRAPHS & CHARTS

Graphs_Spectral Power Distribution



Graphs_Lumen Maintenance



Graphs_Lamp Mortality

GENERAL CHARACTERISTICS

Lamp Type	Linear Fluorescent - Straight
Bulb	Linear
Base	T12
Rated Life	Single Pin (Fa8)
Bulb Material	12000.0 hrs
Starting Temperature (MIN)	Soda lime
LEED-EB MR Credit	10.0 °C
Primary Application	1812 picograms Hg per mean lumen hour
	Full Wattage

PHOTOMETRIC CHARACTERISTICS

Initial Lumens	4500.0
Mean Lumens	4140.0
Nominal Initial Lumens per Watt	81
Color Temperature	4100.0 K
Color Rendering Index (CRI)	60.0

ELECTRICAL CHARACTERISTICS

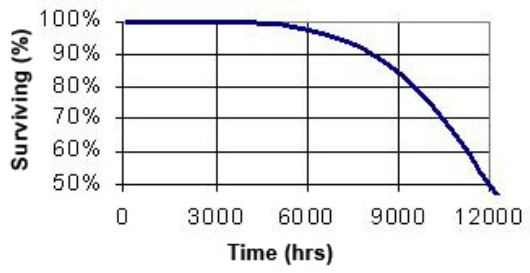
Wattage	55.0
Voltage	149.0
Open Circuit Voltage (instant start) Min @ Temperature	475 V @ 10 °C
Cathode Resistance Ratio - Rh/Rc (MIN)	4.25
Cathode Resistance Ratio - Rh/Rc (MAX)	6.5
Current Crest Factor (MAX)	1.7

DIMENSIONS

Maximum Overall Length (MOL)	72.0000 in(1828.8 mm)
Minimum Overall Length	69.7400 in(1771.4 mm)
Nominal Length	72.000 in(1828.8 mm)
Bulb Diameter (DIA) (MIN)	1.410 in(35.8 mm)
Bulb Diameter (DIA) (MAX)	1.590 in(40.4 mm)
Bulb Diameter (DIA)	1.500 in(38.1 mm)
Max Base Face to Base Face (A)	69.300 in(1760.2 mm)
Face to End of Opposing Pin (B) (MIN)	69.420 in(1763.3 mm)
Face to End of Opposing Pin (B) (MAX)	69.650 in(1769.1 mm)
End of Base Pin to End of Opposite Pin End (C)	69.740 in(1771.4 mm)

PRODUCT INFORMATION

Product Code	13743
Description	F72T12/CW 15PK
ANSI Code	3005-1
Standard Package	Case
Standard Package GTIN	00043168137430
Standard Package Quantity	15
Sales Unit	Unit
No Of Items Per Sales Unit	1
No Of Items Per Standard Package	15
UPC	043168981163





GE
Lighting

13743 - F72T12/CW 15PK

GE Cool White T12



GENERAL CHARACTERISTICS

Lamp Type	Linear Fluorescent - Straight
Bulb	Linear
Base	T12
Rated Life	Single Pin (Fa8)
Bulb Material	12000.0 hrs
Starting Temperature (MIN)	Soda lime
LEED-EB MR Credit	10.0 °C
Primary Application	1812 picograms Hg per mean lumen hour
	Full Wattage

PHOTOMETRIC CHARACTERISTICS

Initial Lumens	4500.0
Mean Lumens	4140.0
Nominal Initial Lumens per Watt	81
Color Temperature	4100.0 K
Color Rendering Index (CRI)	60.0

ELECTRICAL CHARACTERISTICS

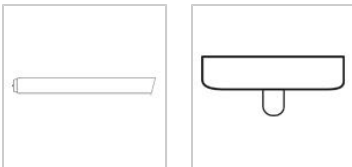
Wattage	55.0
Voltage	149.0
Open Circuit Voltage (instant start) Min @ Temperature	475 V @ 10 °C
Cathode Resistance Ratio - Rh/Rc (MIN)	4.25
Cathode Resistance Ratio - Rh/Rc (MAX)	6.5
Current Crest Factor (MAX)	1.7

DIMENSIONS

Maximum Overall Length (MOL)	72.0000 in(1828.8 mm)
Minimum Overall Length	69.7400 in(1771.4 mm)
Nominal Length	72.000 in(1828.8 mm)
Bulb Diameter (DIA) (MIN)	1.410 in(35.8 mm)
Bulb Diameter (DIA) (MAX)	1.590 in(40.4 mm)
Bulb Diameter (DIA)	1.500 in(38.1 mm)
Max Base Face to Base Face (A)	69.300 in(1760.2 mm)
Face to End of Opposing Pin (B) (MIN)	69.420 in(1763.3 mm)
Face to End of Opposing Pin (B) (MAX)	69.650 in(1769.1 mm)
End of Base Pin to End of Opposite Pin End (C)	69.740 in(1771.4 mm)

PRODUCT INFORMATION

Product Code	13743
Description	F72T12/CW 15PK
ANSI Code	3005-1
Standard Package	Case
Standard Package GTIN	00043168137430
Standard Package Quantity	15
Sales Unit	Unit
No Of Items Per Sales Unit	1
No Of Items Per Standard Package	15
UPC	043168981163



CAUTIONS & WARNINGS

Caution

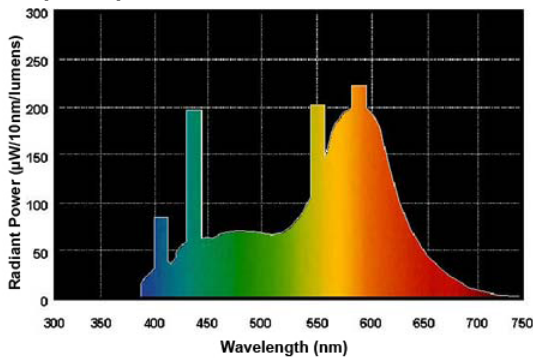
- Lamp may shatter and cause injury if broken
 - Wear safety glasses and gloves when handling lamp.
 - Do not use excessive force when installing lamp.

Warning

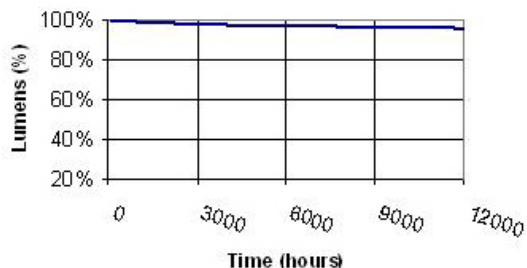
- Risk of Electric Shock
 - Turn power off before inspection, installation or removal.

GRAPHS & CHARTS

Graphs_Spectral Power Distribution



Graphs_Lumen Maintenance



Graphs_Lamp Mortality

