

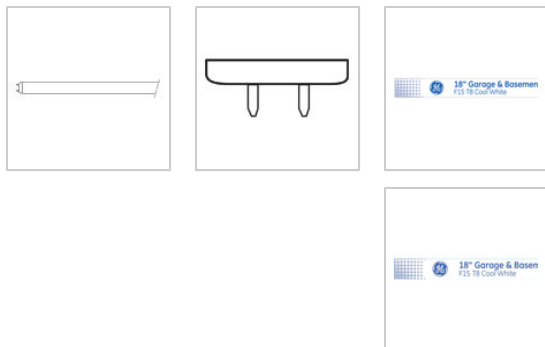


GE
Lighting

10143 - F15T8/CW 6PK

GE garage & basement 15 watt T8 1-pack

- Ideal for utility use
- Lasts 3.4 years based on 6 hours per day usage
- 4100K cool white light appearance
- Cool white light perfect for sizable spaces
- For use in large spaces such as basements and garages
- GE garage & basement fluorescent bulbs' cool white light is perfect for illuminating sizable spaces throughout your home. Use in large open spaces in your home including finished and unfinished basements, garages and rec rooms
- 1.0 inch diameter T8 with medium bi-pin (g13) base
- 18 inches long



CAUTIONS & WARNINGS

Caution

- Lamp may shatter and cause injury if broken
 - Wear safety glasses and gloves when handling lamp.
 - Do not use excessive force when installing lamp.

Warning

- Risk of Electric Shock
 - Turn power off before inspection, installation or removal.
- *Three year life based on rated life at 6 hours/day.

GRAPHS & CHARTS

Graphs_Spectral Power Distribution

GENERAL CHARACTERISTICS

Lamp Type	Linear Fluorescent - Straight Linear
Bulb	T8
Base	Medium Bi-Pin (G13)
Rated Life	7500.0 hrs
Bulb Material	Soda lime
Starting Temperature (MIN)	10.0 °C
LEED-EB MR Credit	3310 picograms Hg per mean lumen hour
Primary Application	Garage & Basement

PHOTOMETRIC CHARACTERISTICS

Initial Lumens	825.0
Mean Lumens	725.0
Nominal Initial Lumens per Watt	55
Color Temperature	4100.0 K
Color Rendering Index (CRI)	60.0

ELECTRICAL CHARACTERISTICS

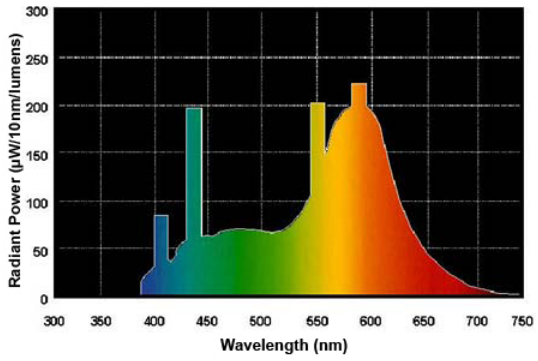
Wattage	15.0
Voltage	55.0
Open Circuit Voltage (rapid start) (MAX)	220.0 V
Open Circuit Voltage (after preheating) Max @ Temperature	210 V @ 10 °C
Open Circuit Voltage (rapid start) Min @ Temperature	157 V @ 10 °C
Cathode Resistance Ratio - Rh/Rc (MIN)	4.25
Cathode Resistance Ratio - Rh/Rc (MAX)	6.5
Open Circuit Voltage (after preheating) Min @ Temperature	108 V @ 10 °C
Current Crest Factor (MAX)	1.7

DIMENSIONS

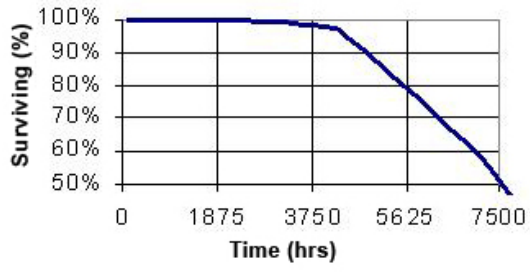
Maximum Overall Length (MOL)	18.0000 in(457.2 mm)
Minimum Overall Length	17.6700 in(448.8 mm)
Nominal Length	18.000 in(457.2 mm)
Bulb Diameter (DIA) (MIN)	0.940 in(23.9 mm)
Bulb Diameter (DIA) (MAX)	1.100 in(27.9 mm)
Bulb Diameter (DIA)	1.000 in(25.4 mm)
Max Base Face to Base Face (A)	17.220 in(437.4 mm)
Face to End of Opposing Pin (B) (MIN)	17.400 in(442.0 mm)
Face to End of Opposing Pin (B) (MAX)	17.500 in(444.5 mm)
End of Base Pin to End of Opposite Pin End (C)	17.670 in(448.8 mm)

PRODUCT INFORMATION

Product Code	10143
Description	F15T8/CW 6PK
ANSI Code	2009-1
Standard Package	BUNDLE
Standard Package GTIN	00043168101431
Standard Package Quantity	24
Sales Unit	Unit
No Of Items Per Sales Unit	1
No Of Items Per Standard Package	24
UPC	043168980562



Graphs_Lamp Mortality



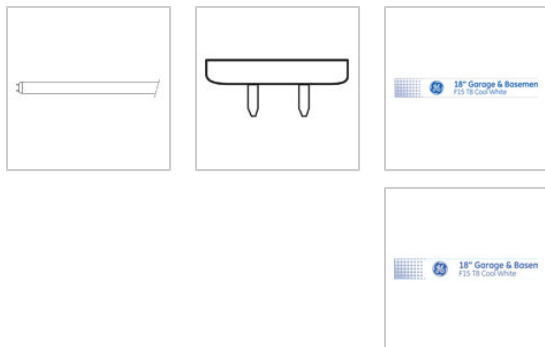


GE
Lighting

10143 - F15T8/CW 6PK

GE garage & basement 15 watt T8 1-pack

- Ideal for utility use
- Lasts 3.4 years based on 6 hours per day usage
- 4100K cool white light appearance
- Cool white light perfect for sizable spaces
- For use in large spaces such as basements and garages
- GE garage & basement fluorescent bulbs' cool white light is perfect for illuminating sizable spaces throughout your home. Use in large open spaces in your home including finished and unfinished basements, garages and rec rooms
- 1.0 inch diameter T8 with medium bi-pin (g13) base
- 18 inches long



CAUTIONS & WARNINGS

Caution

- Lamp may shatter and cause injury if broken
 - Wear safety glasses and gloves when handling lamp.
 - Do not use excessive force when installing lamp.

Warning

- Risk of Electric Shock
 - Turn power off before inspection, installation or removal.
- *Three year life based on rated life at 6 hours/day.

GRAPHS & CHARTS

Graphs_Spectral Power Distribution

GENERAL CHARACTERISTICS

Lamp Type	Linear Fluorescent - Straight Linear
Bulb	T8
Base	Medium Bi-Pin (G13)
Rated Life	7500.0 hrs
Bulb Material	Soda lime
Starting Temperature (MIN)	10.0 °C
LEED-EB MR Credit	3310 picograms Hg per mean lumen hour
Primary Application	Garage & Basement

PHOTOMETRIC CHARACTERISTICS

Initial Lumens	825.0
Mean Lumens	725.0
Nominal Initial Lumens per Watt	55
Color Temperature	4100.0 K
Color Rendering Index (CRI)	60.0

ELECTRICAL CHARACTERISTICS

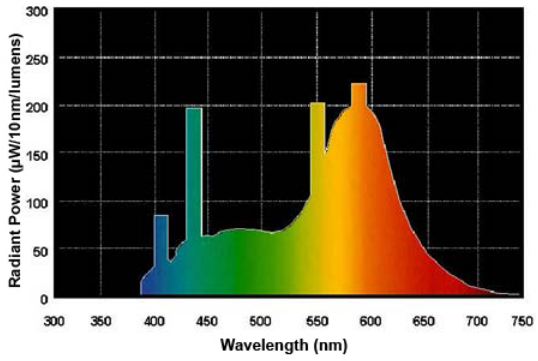
Wattage	15.0
Voltage	55.0
Open Circuit Voltage (rapid start) (MAX)	220.0 V
Open Circuit Voltage (after preheating) Max @ Temperature	210 V @ 10 °C
Open Circuit Voltage (rapid start) Min @ Temperature	157 V @ 10 °C
Cathode Resistance Ratio - Rh/Rc (MIN)	4.25
Cathode Resistance Ratio - Rh/Rc (MAX)	6.5
Open Circuit Voltage (after preheating) Min @ Temperature	108 V @ 10 °C
Current Crest Factor (MAX)	1.7

DIMENSIONS

Maximum Overall Length (MOL)	18.0000 in(457.2 mm)
Minimum Overall Length	17.6700 in(448.8 mm)
Nominal Length	18.000 in(457.2 mm)
Bulb Diameter (DIA) (MIN)	0.940 in(23.9 mm)
Bulb Diameter (DIA) (MAX)	1.100 in(27.9 mm)
Bulb Diameter (DIA)	1.000 in(25.4 mm)
Max Base Face to Base Face (A)	17.220 in(437.4 mm)
Face to End of Opposing Pin (B) (MIN)	17.400 in(442.0 mm)
Face to End of Opposing Pin (B) (MAX)	17.500 in(444.5 mm)
End of Base Pin to End of Opposite Pin End (C)	17.670 in(448.8 mm)

PRODUCT INFORMATION

Product Code	10143
Description	F15T8/CW 6PK
ANSI Code	2009-1
Standard Package	BUNDLE
Standard Package GTIN	00043168101431
Standard Package Quantity	24
Sales Unit	Unit
No Of Items Per Sales Unit	1
No Of Items Per Standard Package	24
UPC	043168980562



Graphs_Lamp Mortality

