

Internal Accessories

Auxiliary Switch		Bell Alarm		Shunt Trip		Undervoltage Release	
Right Pole Mounted	Catalog Number	Right Pole Mounted	Catalog Number	Left Pole Mounted	Catalog Number	Left Pole Mounted	Catalog Number
240V Rated		240V Rated		Voltage Range		Voltage Range	
1NO/1NC	AUX1A1BPK	1 make/1 break	ALM1M1BEPK	24-60 AC/DC	SNT060CPK	12 AC	UVR012APK
2NO/2NC	AUX2A2BPK	2 make/2 break	ALM2M2BEPK	110-240 AC/DC	SNT120CPK	12 DC	UVR012DPK
If both an alarm switch and an auxiliary switch are required, use catalog number AUXALRMEPK (right pole mounted)				380-600 AC	SNT480CPK	24 AC	UVR024APK
						24 DC	UVR024DPK
						48-60 AC	UVR048APK
						48-60 DC	UVR048DPK
						110-127 AC	UVR120APK
						110-125 DC	UVR125DPK
						208-240 AC	UVR240APK
						220-250 DC	UVR250DPK
						380-500 AC	UVR480APK
						525-600 AC	UVR600APK

Right Pole Mounted	Catalog Number	Right Pole Mounted	Catalog Number	Left Pole Mounted	Catalog Number	Left Pole Mounted	Catalog Number
240V Rated		240V Rated		Voltage Range		Voltage Range	
1NO/1NC	AUX1A1BPK	1 make/1 break	ALM1M1BJPK	12 AC/DC	SNT012CPK	12 AC	UVR012APK
2NO/2NC	AUX2A2BPK	2 make/2 break	ALM2M2BJPK	24-60 AC/DC	SNT060CPK	12 DC	UVR012DPK
If both an alarm switch and an auxiliary switch are required, use catalog number AUXALRMJPK (right pole mounted)				110-240 AC/DC	SNT120CPK	24 AC	UVR024APK
				380-600 AC	SNT480CPK	24 DC	UVR024DPK
						48-60 AC	UVR048APK
						48-60 DC	UVR048DPK
						110-127 AC	UVR120APK
						110-125 DC	UVR125DPK
						208-240 AC	UVR240APK
						220-250 DC	UVR250DPK
						380-500 AC	UVR480APK
						525-600 AC	UVR600APK

Right Pole Mounted	Catalog Number	Right Pole Mounted	Catalog Number	Left Pole Mounted	Catalog Number	Left Pole Mounted	Catalog Number
240V Rated		240V Rated		Voltage Range		Voltage Range	
1NO/1NC	AUX1A1BPK	1 make/1 break	ALM1M1BJPK	12 AC/DC	SNT012CPK	12 AC	UVR012APK
2NO/2NC	AUX2A2BPK	2 make/2 break	ALM2M2BJPK	24-60 AC/DC	SNT060CPK	12 DC	UVR012DPK
If both an alarm switch and an auxiliary switch are required, use catalog number AUXALRMJPK (right pole mounted)				110-240 AC/DC	SNT120CPK	24 AC	UVR024APK
				380-600 AC	SNT480CPK	24 DC	UVR024DPK
						48-60 AC	UVR048APK
						48-60 DC	UVR048DPK
						110-127 AC	UVR120APK
						110-125 DC	UVR125DPK
						208-240 AC	UVR240APK
						220-250 DC	UVR250DPK
						380-500 AC	UVR480APK
						525-600 AC	UVR600APK

Right Pole Mounted	Catalog Number	Right Pole Mounted	Catalog Number	Left Pole Mounted	Catalog Number	Left Pole Mounted	Catalog Number
240V Rated		240V Rated		Voltage Range		Voltage Range	
1NO/1NC	A1X5PK	1 make/1 break	A1L5RPK	9-24 AC/DC	SNT5LP03K	24 AC	UVH5LP03K
2NO/2NC	A2X5PK			110-240 AC/DC	SNT5LP11K	48 DC	UVH5LP23K
If both an alarm switch and an auxiliary switch are required, use catalog number AA115RPK (right pole mounted)				380-440 AC/DC	SNT5LP14K	110-127 AC	UVH5LP08K
				480-600 AC/DC	SNT5LP18K	208-240 AC	UVH5LP11K

Eaton is dedicated to ensuring that reliable, efficient and safe power is available when it's needed most. With unparalleled knowledge of electrical power management across industries, experts at Eaton deliver customized, integrated solutions to solve our customers' most critical challenges.

Our focus is on delivering the right solution for the application. But, decision makers demand more than just innovative products. They turn to Eaton for an unwavering commitment to personal support that makes customer success a top priority. For more information, visit www.eaton.com/electrical.

Molded-case circuit breakers

Series G[®] quick selector





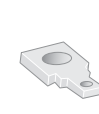
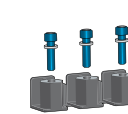

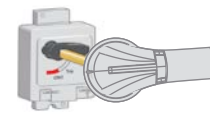
Eaton
1000 Eaton Boulevard
Cleveland, OH 44122
United States
Eaton.com

© 2014 Eaton
All Rights Reserved
Printed in USA
Publication No. BR01200004E / Z14744
January 2014


Eaton is a registered trademark.

All other trademarks are property of their respective owners.







Molded-Case Breaker Based on Electrical Standard (Three-Pole Versions Listed, Other Versions Available)

UL® 489 / CSA® C22.2 No. 5 / IEC 947-2		UL 508 / CSA 22.2 No. 14		High-Performance Handle Mechanisms		Direct Connect		Flange Mount Flex Shaft™		Terminals and Termination Accessory Devices		Control Wire Terminal		Terminal Shields		Interphase Barriers		Safety Devices							
	Voltage 220–240 380–415 480 600Y/347 660–690	Interruption Rating 25 kA 18 kA 18 kA —	Interruption Rating 100 kA 70 kA 65 kA 25 kA 6 kA	Motor circuit protectors are combination Type D rated with XT motor control UL File E176513		Rotary Through Door Type 1, 12, 3R versions: Black handle 6-inch shaft length Order EGHMVD06B 12-inch shaft length Order EGHMVD12B 24-inch shaft length Order EGHMVD24B		Type 4/4X versions: Black handle 6-inch shaft length Order EGHMVD06BX 12-inch shaft length Order EGHMVD12BX 24-inch shaft length Order EGHMVD24BX		Standard black handle Order EHMCCB Red handle Order EHMCCR With door interlock black handle Order EHMCCBI With door interlock red handle Order EHMCCRI		Terminals ① 15–125A #14–3/0 AWG Cu/Al 2.5–95 mm² Cu/Al		Multiwire Order 3TA125E3K for (3) #14–2 Order 3TA125E6K for (6) #14–6		End Cap Kit Order EF3RTDK for imperial Order EF3RTWK for metric		Control Wire Terminal Order GCWTK (Package quantity of 12)		Terminal Shields Line or load side: Order EFTS3K (Package quantity of 1)		Interphase Barriers Order EIPBK (Package quantity of 2)		Padlocks / Snap-On Snap-on lock: Order ELEBN3125W (Up to 125A) (Bottom mounted) Lock ON/OFF Order EPHNB Lock OFF only Order EPHBOFF Cover mount locks: Lock ON/OFF Order EPHPL Lock OFF only Order EPHLOFF	
	Amperes 15 20 25 30 35 40 45 50 60 70 80 90 100 125 (MCS) 125 ②	Catalog Number EGB3015FFG EGB3020FFG EGB3025FFG EGB3030FFG EGB3035FFG EGB3040FFG EGB3045FFG EGB3050FFG EGB3060FFG EGB3070FFG EGB3080FFG EGB3090FFG EGB3100FFG EGB3125FFG —	Catalog Number EGH3015FFG EGH3020FFG EGH3025FFG EGH3030FFG EGH3035FFG EGH3040FFG EGH3045FFG EGH3050FFG EGH3060FFG EGH3070FFG EGH3080FFG EGH3090FFG EGH3100FFG EGH3125FFG EGK3125KSG	Continuous Amperes 3 7 15 30 50 70 100 100	Catalog Number HMCE003A0C HMCE007C0C HMCE015E0C HMCE030H1C HMCE050K2C HMCE070M2C HMCE100R3C HMCE100T3C	Type 1, 12, 3R versions: Black handle 6-inch shaft length Order JGHMVD06B 12-inch shaft length Order JGHMVD12B 24-inch shaft length Order JGHMVD24B		Type 3R, 4/4X versions: Black handle 6-inch shaft length Order JGHMVD06BX 12-inch shaft length Order JGHMVD12BX 24-inch shaft length Order JGHMVD24BX		Standard black handle Order JHMCCB Red handle Order JHMCCR With door interlock black handle Order JHMCCBI With door interlock red handle Order JHMCCRI		Terminals ① 70–250A #4–350 AWG Cu/Al 25–185 mm² Cu/Al		Order 3TA250FJ3 for (3) #14–2 Order 3TA250FJ6 for (6) #14–6		Order FJ3RTDK for imperial Order FJ3RTWK for metric		Order FJCWTK (Package quantity of 12)		Line or load side: Order FJTS3K (Package quantity of 2)		Order FJIPBK (Package quantity of 2)		Snap-on lock: Lock OFF only Order FJPHBOFF Cover mount locks: Lock ON/OFF Order FJPHL Lock OFF only Order FJPHLOFF	

125A EG-Frame ① 3.00" W x 5.50" H x 2.99" D (76.2 mm W x 139.7 mm H x 75.9 mm D) (Includes mounting hardware and terminals) (Optional DIN rail kit available, catalog number EF34DIN , package quantity of 1)	250A JG-Frame ① 4.125" W x 7.00" H x 3.57" D (104.5 mm W x 177.8 mm H x 90.7 mm D) (Includes mounting hardware and terminals)	630A LG-Frame ① 5.48" w x 10.13" H x 4.09" D (140.0 mm W x 258.0 mm H x 104.0 mm D) (Includes mounting hardware and terminals)
---	---	--

UL® 489 / CSA® C22.2 No. 5 / IEC 947-2		UL 508 / CSA 22.2 No. 14		High-Performance Handle Mechanisms		Direct Connect		Flange Mount Flex Shaft™		Terminals and Termination Accessory Devices		Control Wire Terminal		Terminal Shields		Interphase Barriers		Safety Devices							
	Voltage 220–240 380–415 480 600 660–690	Interruption Rating 65 kA 25 kA 25 kA 18 kA 12 kA	Interruption Rating 100 kA 70 kA 65 kA 35 kA 14 kA	Motor circuit protectors are Type II UL 508 and CSA C22.2 No. 14 rated when used in combination with XT motor control UL File E176513		Type 1, 12 versions: Black handle 6-inch shaft length Order JGHMVD06B 12-inch shaft length Order JGHMVD12B 24-inch shaft length Order JGHMVD24B		Type 3R, 4/4X versions: Black handle 6-inch shaft length Order JGHMVD06BX 12-inch shaft length Order JGHMVD12BX 24-inch shaft length Order JGHMVD24BX		Standard black handle Order JHMCCB Red handle Order JHMCCR With door interlock black handle Order JHMCCBI With door interlock red handle Order JHMCCRI		Terminals ① 100–400A #500–750 AWG Cu/Al (35–240 mm²) Cu/Al		Not available for LG-Frame breaker		End cap kit: metric only Order L3RTWK		Order 3T632LKW (Includes terminal)		Line or load side: Order LTS3K		Order IPB3 (Package quantity of 2)		Cover mount locks: Lock OFF Only Order LBHPOFF Lock ON/OFF Order LPHL	
	Amperes 70 90 100 125 150 160 175 200 225 250 (MCS) 250 ②	Catalog Number JGE3070FAG JGE3090FAG JGE3100FAG JGE3125FAG JGE3150FAG JGE3160AAG JGE3175FAG JGE3200FAG JGE3225FAG JGE3250FAG —	Catalog Number JGH3070FAG JGH3090FAG JGH3100FAG JGH3125FAG JGH3150FAG JGH3160AAG JGH3175FAG JGH3200FAG JGH3225FAG JGH3250FAG JGK3250KSG	Continuous Amperes 250 250 250 250 250 250 250 250 250 250	Catalog Number HMCPJ250A5L HMCPJ250C5L HMCPJ250D5L HMCPJ250F5L HMCPJ250G5L HMCPJ250J5L HMCPJ250K5L HMCPJ250L5L HMCPJ250W5L	Type 1, 12 versions: Black handle 6-inch shaft length Order LGHMVD06B 12-inch shaft length Order LGHMVD12B 24-inch shaft length Order LGHMVD24B		Type 3R, 4/4X versions: Black handle 6-inch shaft length Order LGHMVD06BX 12-inch shaft length Order LGHMVD12BX 24-inch shaft length Order LGHMVD24BX		Standard black handle Order LHMCCB Red handle Order LHMCCR With door interlock black handle Order LHMCCBI With door interlock red handle Order LHMCCRI		Terminals ① 400–700A #2–500 (2) AWG Cu/Al (35–240 mm²) (2) Cu/Al		Not available for NG-Frame breaker		Not available for NG-Frame breaker		Not available for NG-Frame breaker		Order IPB5 (Package quantity of 2)		Cover mount locks: Lock ON/OFF Order PLK5			

1250A NG-Frame ① 8.25" W x 16.00" H x 5.50" D (210.0 mm W x 406.0 mm H x 140.0 mm D) (Includes metric mounting hardware. Terminals ordered separately)
--

UL® 489 / CSA® C22.2 No. 5 / IEC 947-2		UL 508 / CSA 22.2 No. 14		High-Performance Handle Mechanisms		Direct Connect		Flange Mount Flex Shaft™		Terminals and Termination Accessory Devices		Control Wire Terminal		Terminal Shields		Interphase Barriers		Safety Devices									
	Voltage 220–240 380–415 480 600 660–690	Interruption Rating 85 kA 50 kA 50 kA 25 kA 20 kA	Interruption Rating 100 kA 70 kA 65 kA 25 kA 25 kA	Motor circuit protectors are Type II UL 508 and CSA C22.2 No. 14 rated when used in combination with Freedom or IT motor control		Black handle 8-inch shaft length Order NGHMVD08B Red handle 8-inch shaft length Order NGHMVD08R		Black handle 8-inch shaft length Order NGHMVD08BX Red handle 8-inch shaft length Order NGHMVD08RX		Not available		Type 1, 3R, 12 versions: 4-foot length Order F5S04CI (metric) 10-foot length Order F5S10CI (metric) Type 4, 4X versions: 4-foot length Order F5S04CXI (metric) 10-foot length Order F5S10CXI (metric) (Available 4 to 10-foot lengths)		400–700A TA700NB1M (2) 50–240 mm² Cu/Al 800–1000A TA1000NB1M (3) 95–185 mm² Cu/Al 1200A TA1200NB1M Al (4) 120–240 mm² Cu/Al TA1201NB1M Al (3) 300–400 mm² Cu/Al		Not available for NG-Frame breaker		Not available for NG-Frame breaker		Not available for NG-Frame breaker		Line or load side: Order NTS3K		Order IPB5 (Package quantity of 2)		Cover mount locks: Lock ON/OFF Order PLK5	
	Amperes 800 800 800 800 800 (MCS) 800 ②	Type LS LSI LSG LSIG MCS	Catalog Number NGS308033M ① NGS308032M ① NGS308035M ① NGS308036M ① NGK3800KSW ③ NGS312033M ① NGS312032M ① NGS312035M ① NGS312036M ① NGK312KSW ③	Type LS LSI LSG LSIG MCS	Catalog Number NGH308033M ① NGH308032M ① NGH308035M ① NGH308036M ① NGK3800KSW ③ NGH312033M ① NGH312032M ① NGH312035M ① NGH312036M ① NGK312KSW ③	Continuous Amperes 800 1200	Catalog Number HMCP800X7W HMCP12Y8W	Type 1, 3R, 12 versions: 4-foot length Order F5S04CI (metric) 10-foot length Order F5S10CI (metric) Type 4, 4X versions: 4-foot length Order F5S04CXI (metric) 10-foot length Order F5S10CXI (metric) (Available 4 to 10-foot lengths)		400–700A TA700NB1M (2) 50–240 mm² Cu/Al 800–1000A TA1000NB1M (3) 95–185 mm² Cu/Al 1200A TA1200NB1M Al (4) 120–240 mm² Cu/Al TA1201NB1M Al (3) 300–400 mm² Cu/Al		Not available for NG-Frame breaker		Not available for NG-Frame breaker		Not available for NG-Frame breaker		Line or load side: Order NTS3K		Order IPB5 (Package quantity of 2)		Cover mount locks: Lock ON/OFF Order PLK5					

① Metric mounting hardware. ② Molded-case switch (MCS) (self-protecting high-magnetic version). ③ Imperial mounting hardware. ④ When using ring terminals, interphase barriers may be needed to provide phase isolation.